

University of Pittsburgh



**Fact Book
2009**



General Information

Mission Statement

The University of Pittsburgh, founded in 1787, is one of the oldest institutions of higher education in the United States. As one of the nation's distinguished comprehensive universities, the resources of the University constitute an invaluable asset for the intellectual, economic, and social enrichment of Pennsylvania, while the international prestige of the University enhances the image of Pennsylvania throughout the world.

The University's mission is to:

- provide high-quality undergraduate programs in the arts and sciences and professional fields, with emphasis upon those of special benefit to the citizens of Pennsylvania;
- offer superior graduate programs in the arts and sciences and the professions that respond to the needs of Pennsylvania, as well as to the broader needs of the nation and the world;
- engage in research, artistic, and scholarly activities that advance learning through the extension of the frontiers of knowledge and creative endeavor;
- cooperate with industrial and governmental institutions to transfer knowledge in science, technology, and health care;
- offer continuing education programs adapted to the personal enrichment, professional upgrading, and career advancement interests and needs of adult Pennsylvanians; and
- make available to local communities and public agencies the expertise of the University in ways that are consistent with the primary teaching and research functions and contribute to social, intellectual, and economic development in the Commonwealth, the nation, and the world.

The trustees, faculty, staff, students, and administration of the University are dedicated to accomplishing this mission, to which they pledge their individual and collective efforts, determined that the University shall continue to be counted among the prominent institutions of higher education throughout the world.

Source: Office of the Secretary, approved by the University of Pittsburgh Board of Trustees, February 1995.

Guide to *Fact Book* Definitions

Many terms in higher education are interpreted similarly by any institution, however, there are some terms uniquely defined by each institution. The following are terms used in the *Fact Book* as they are defined by the University of Pittsburgh.

CALENDAR

Academic Year The year beginning September 1 and ending August 31. Terms include Fall Term (September to December), Spring Term (January to April), and Summer Term (May to August).

Fiscal Year The year beginning July 1 and ending June 30.

DEGREE AND CERTIFICATE PROGRAMS

Certificate Category A certificate classification which includes: Certificate (CERT), Advanced Certificate (ADVCT), Advanced Certificate - Master's Level (ADVCTM), Advanced Certificate - Doctorate Level (ADVCTD).

Certificate Program An academic program whose completion is recognized by conferring upon the student an award referred to as a certificate.

Degree Category A degree classification which includes: Associate, Baccalaureate, Master's, Doctorate, First Professional.

Degree Program An academic program whose completion is recognized by conferring upon the student an award referred to as a degree. Specialized degree programs and majors include:

Combined Major An academic program which enables students who have completed a specified number of undergraduate credits to receive a bachelor's degree upon completion of a specified number of credits in certain University of Pittsburgh post-baccalaureate programs.

Cooperative Degree Program An academic program administered by two or more institutions.

Dual-Degree Program An academic program whose requirements include all or most of the requirements for two distinct academic degree programs within a school and for which two degrees are awarded.

Dual (Double) Major Program An academic program whose requirements include the completion of two distinct majors and which results in the award of a single degree.

Interschool Certificate/Degree Program An academic program administered by two or more schools within the institution and for which one certificate or degree is awarded.

Joint Degree Program An academic program whose requirements include all or most of the requirements of two distinct academic degree programs administered by two or more of the University's schools and for which two degrees are awarded.

Self-Design Major A major whose requirements are focused within two or more subject areas and which results in the award of a single degree.

Degree Type A specific degree within a degree category, for example, BA, MA, PhD, MD.

FACULTY AND STAFF

Academic Rank A categorization which includes: professor, associate professor, assistant professor, instructor, and lecturer.

Instructional Faculty Those University faculty associated with teaching activities, as defined by the American Association of University Professors.

Race This classification taxonomy includes: Black Non-Hispanic (African American), American Indian/Alaskan Native (Native American), Asian/Pacific Islander, Hispanic, and White Non-Hispanic.

Tenure A status accorded to those members of the University's faculty who have demonstrated high ability and achievement in their dedication to the growth of human knowledge.

STUDENTS

Full-Time Equivalent (FTE) Enrollment A calculated number derived by adding the number of full-time students to 40 percent of the number of part-time students.

Level

First Professional Students Those students enrolled in the professional degree programs of Medicine, Dental Medicine, Pharmacy, and Law, leading to the degrees: MD, DMD, PharmD, JD, and LL.M.

Graduate Students Those students enrolled in programs leading to a graduate degree or certificate. Also included are those students who hold a baccalaureate degree or the equivalent and who are enrolled for graduate coursework but who are not seeking a graduate degree or certificate.

Undergraduate Students Those students enrolled in programs leading to an undergraduate degree or certificate. Also included are those students who are enrolled for undergraduate coursework but who are not seeking an undergraduate degree or certificate.

Race The U. S. Department of Education's classification taxonomy includes: Non-Resident Alien (International), Black Non-Hispanic (African American), American Indian/Alaskan Native (Native American), Asian/Pacific Islander, Hispanic, and White Non-Hispanic.

Status

Full-time students Undergraduate students registered for 12 or more credits in a term. Graduate students and first professional students registered for 9 or more credits in a term.

Part-time students Undergraduate students registered for fewer than 12 credits in a term. Graduate students and first professional students registered for fewer than 9 credits in a term.

UNIVERSITY STRUCTURE

Campus One of the five geographic locations in Pennsylvania of the University: Pittsburgh, Johnstown, Greensburg, Titusville, Bradford.

School An academic unit responsible for the administration of the institution's academic programs.

Academic Structure and School Name Abbreviations

The following table provides a list of schools at the University of Pittsburgh, along with the appropriate abbreviations. These abbreviations are referenced in the tables and charts presented in the *Fact Book*.

School	Abbreviation
Pittsburgh Campus	
School of Arts and Sciences	Arts and Sciences
College of General Studies ¹	General Studies
University Honors College	Honors College
The Joseph M. Katz Graduate School of Business	Katz Graduate School of Business
College of Business Administration ²	College of Business Administration
School of Education	Education
The John A. Swanson School of Engineering	Swanson School of Engineering
School of Law	Law
Graduate School of Public and International Affairs	Public and International Affairs
School of Social Work	Social Work
School of Information Sciences	Information Sciences
School of Dental Medicine	Dental Medicine
School of Nursing	Nursing
School of Pharmacy	Pharmacy
Graduate School of Public Health	Public Health
School of Medicine	Medicine
School of Health and Rehabilitation Sciences	Health and Rehabilitation Sciences
Regional Campuses	
University of Pittsburgh at Johnstown	Johnstown
University of Pittsburgh at Greensburg	Greensburg
University of Pittsburgh at Titusville	Titusville
University of Pittsburgh at Bradford	Bradford
Other Special Academic Unit Designations	
University Center for International Studies ³	International Studies
Schools of Education and Public Health ⁴	Education and Public Health
Schools of Nursing and Public Health ⁵	Nursing and Public Health
University Center for Social and Urban Research ⁶	Social and Urban Research

¹The School of Arts and Sciences oversees the administration of the College of General Studies.

²The Joseph M. Katz Graduate School of Business oversees the administration of the College of Business Administration.

³Certificate programs in international studies are administered through this center.

⁴ Enrollment and program information cited under the Schools of Education and Public Health are applicable to an interschool degree program that these two schools had offered, entitled Health Promotion and Education.

⁵ Enrollment and program information cited under the Schools of Nursing and Public Health are applicable to an interschool certificate program that these two schools had offered, entitled Management Program for Health Professionals.

⁶The University Center for Social and Urban Research offers a certificate program in Gerontology.

Specialized Accreditations by School, Program, and Accrediting Agency

The University of Pittsburgh is institutionally accredited by the Middle States Association of Colleges and Schools, Commission on Higher Education. The following table displays a list of specialized accreditations.

School and Program	Accrediting Agency
---------------------------	---------------------------

Arts and Sciences

Baccalaureate degree program in Chemistry	American Chemical Society
Doctoral program in Clinical Psychology	American Psychological Association, Committee on Accreditation
Baccalaureate degree program in Computer Engineering	Accreditation Board for Engineering and Technology, Inc.
Baccalaureate, master's, and doctoral degree programs in Theatre Arts	National Association of Schools of Theatre
English Language Institute	Commission on English Language Accreditation

Katz Graduate School of Business and College of Business Administration

Baccalaureate and master's degree programs in Business	American Assembly of Collegiate Schools of Business International: The Association to Advance Collegiate Schools of Business
---	---

Education

Teacher certification programs in: Orientation and Mobility (for Visually Impaired) and Teacher of the Visually Impaired	Association for Education and Rehabilitation of the Blind and Visually Impaired
Teacher certification programs in: Fifth-Year Teacher Certification Programs, K-12 Educational Administration Programs	Pennsylvania Department of Education

Engineering

Baccalaureate degree programs in: Bioengineering, Chemical Engineering, Civil Engineering, Computer Engineering, Electrical Engineering, Engineering Physics, Industrial Engineering, Materials Science and Engineering, Mechanical Engineering, Metallurgical Engineering, and the Cooperative Engineering Education Program (excluding Engineering Physics within this Program)	Accreditation Board for Engineering and Technology, Inc.
--	---

Law

First professional degree program in Law	American Bar Association, Council of the Section of Legal Education and Admissions to the Bar
---	--

Public and International Affairs

Master's degree program in Public Administration	National Association of Schools of Public Affairs and Administration, Commission on Peer Review and Accreditation
Master's degree program in International Development	National Association of Schools of Public Affairs and Administration, Commission on Peer Review and Accreditation

Social Work

Baccalaureate and master's degree programs in Social Work	Council on Social Work Education, Commission on Accreditation
--	---

Specialized Accreditations by School, Program, and Accrediting Agency (continued)

School and Program	Accrediting Agency
--------------------	--------------------

Information Sciences

Master's degree program in Library and Information Science	American Library Association, Committee on Accreditation
Teacher certification in the Library Science K-12 Teacher Certification Program and the Certificate of Advanced Study in the Library Supervisor Program	Pennsylvania Department of Education (conducted through the University's School of Education)

Dental Medicine

First professional degree program in Dental Medicine , the certificate program in Dental Hygiene and Dental Specialties	American Dental Association, Commission on Dental Accreditation
First professional degree program in Oral and Maxillofacial Surgery	American Dental Association, Commission on Dental Accreditation

Nursing

Baccalaureate and master's degree programs in Nursing	Commission on Collegiate Nursing Education
Master's degree program in Nurse Anesthesia	American Association of Nurse Anesthetists, Council on Accreditation of Nurse Anesthesia Education Programs
Continuing education programs in Nursing	American Nurses Credentialing Center Pennsylvania State Nurses Association

Pharmacy

First professional degree program and continuing education programs in Pharmacy	American Council on Pharmaceutical Education
--	--

Public Health

All master's and doctoral degree programs in Public Health	Council on Education for Public Health
Master's degree program in Genetic Counseling	American Board of Genetic Counseling
Master's degree program in Health Policy and Management	Commission on Accreditation of Healthcare Management Education
Master's degree and doctoral degree programs in Medical Genetics	American Board of Medical Genetics
Master's degree program in Occupational Medicine	Accreditation Council for Graduate Medical Education
The program is closing as of July 31, 2008.	

Medicine

First professional degree program in Medicine	Liaison Committee on Medical Education of the Council on Medical Education of the American Medical Association and the Association of American Medical Colleges
--	--

Health and Rehabilitation Sciences

Baccalaureate degree program in Athletic Training	Commission on Accreditation of Athletic Training Education
Baccalaureate degree program in Clinical Dietetics and Nutrition , coordinated master's degree program in Clinical Dietetics	The American Dietetic Association, Commission on Accreditation of Dietetic Education
Programs in Educational Certification in Speech/Language Impaired in Communication Science and Disorders	Pennsylvania Department of Education (conducted through the University's School of Education)

Specialized Accreditations by School, Program, and Accrediting Agency (continued)

School and Program	Accrediting Agency
--------------------	--------------------

Health and Rehabilitation Sciences (continued)

Baccalaureate degree program in Emergency Medicine	Commission on Accreditation of Allied Health Information
Baccalaureate degree program in Health Information Management	Commission on Accreditation for Health Informatics and Information Management Education
Master's degree program in Occupational Therapy	Accreditation Council for Occupational Therapy Education
Doctoral degree program in Physical Therapy	Commission on Accreditation in Physical Therapy Education
Master's degree programs in Rehabilitation Science and Technology and Rehabilitation Counseling	Council on Rehabilitation Education
Master's degree program in Speech Language Pathology and doctoral degree program in Audiology	American Speech-Language-Hearing Association

Johnstown

Baccalaureate degree programs in Civil Engineering Technology, Electrical Engineering Technology, and Mechanical Engineering Technology	Technology Accreditation Commission of the Accreditation Board for Engineering and Technology, Inc.
Teacher certification program in Elementary and Secondary Education	Pennsylvania Department of Education
Associate degree programs in Emergency Medical Services, Respiratory Care, and Surgical Technology	Commission on Accreditation of Allied Health Education Programs
School Nurse certification program.....	Pennsylvania Department of Education

Titusville

Associate degree program in Nursing	National League for Nursing Accrediting Commission, Board of Review for Associate Degree Programs
Associate degree program for the Physical Therapist Assistant	Commission on Accreditation in Physical Therapy Education

Bradford

Associate and baccalaureate degree programs in Nursing	National League for Nursing Accrediting Commission, Board of Review for Associate Degree Programs, Board of Review for Baccalaureate Degree Programs
Baccalaureate degree program in Athletic Training	Commission on Accreditation of Allied Health Programs
Baccalaureate degree program in Health and Physical Education (K-12)	Pennsylvania Department of Education
Teacher certification programs in Elementary and Secondary Education	Pennsylvania Department of Education (conducted through the University's School of Education)

University Counseling Center

Program in Counseling	International Association of Counseling Services
Doctoral internship program in Psychology	American Psychological Association, Committee on Accreditation

Western Psychiatric Institute and Clinic

Doctoral internship program in Psychology	American Psychological Association, Committee on Accreditation
--	--

Member Institutions of the Association of American Universities

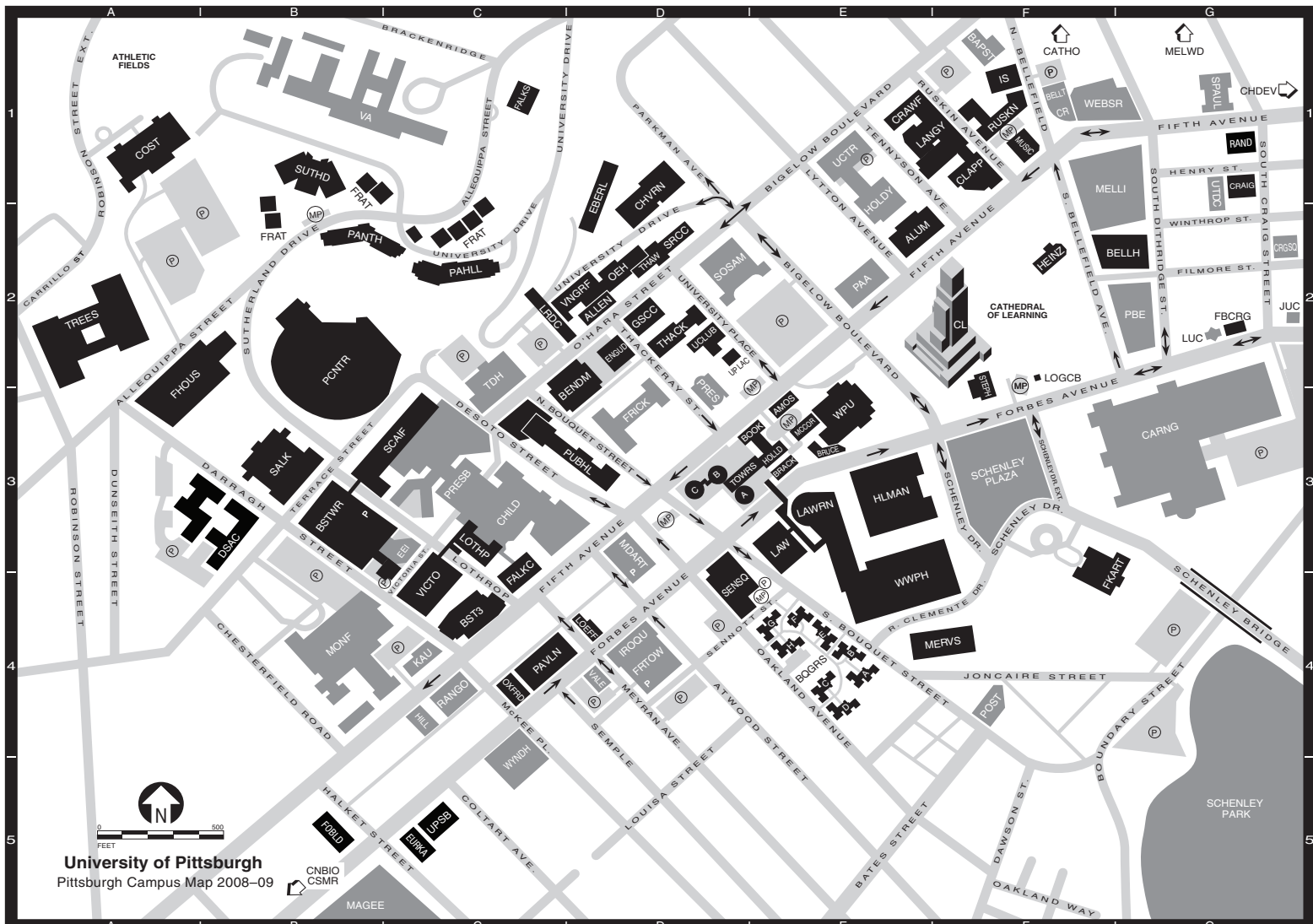
The University of Pittsburgh is a member of the Association of American Universities (AAU), a prestigious organization of 62 leading doctorate-granting research institutions in the United States and Canada. The University identifies the AAU as an appropriate peer group for purposes of various data and policy comparisons. The following table provides an alphabetical listing of the 36 public and 26 private institutions that comprise the membership of the organization. The table also indicates the state or country in which each university is located (the abbreviation CN denotes the two Canadian schools), along with the year of admission to the AAU.

AAU Member-Institutions: Public

Indiana University..... IN 1909	University of Colorado CO 1966
Iowa State University..... IA..... 1958	University of Florida FL 1985
McGill University.....CN..... 1926	University of Illinois IL 1908
Michigan State University..... MI 1964	University of Iowa IA 1909
Ohio State University..... OH..... 1916	University of Kansas KS 1909
Pennsylvania State University PA 1958	University of Maryland MD..... 1969
Purdue University IN 1958	University of Michigan..... MI 1900
Rutgers, The State Univ. of New Jersey..... NJ..... 1989	University of Minnesota MN..... 1908
State University of New York at Buffalo..... NY 1989	University of Missouri..... MO 1908
State University of New York at Stony Brook .. NY 2001	University of Nebraska..... NE 1909
Texas A&M University TX 2001	University of North Carolina..... NC 1922
University of Arizona AZ 1985	University of Oregon OR 1969
University of California, Berkeley..... CA 1900	University of Pittsburgh..... PA 1974
University of California, Davis..... CA 1996	University of Texas TX..... 1929
University of California, Irvine..... CA 1996	University of Toronto CN 1926
University of California, Los Angeles..... CA 1974	University of Virginia VA 1904
University of California, San Diego..... CA 1982	University of Washington WA 1950
University of California, Santa Barbara..... CA 1995	University of Wisconsin..... WI 1900

AAU Member-Institutions: Private

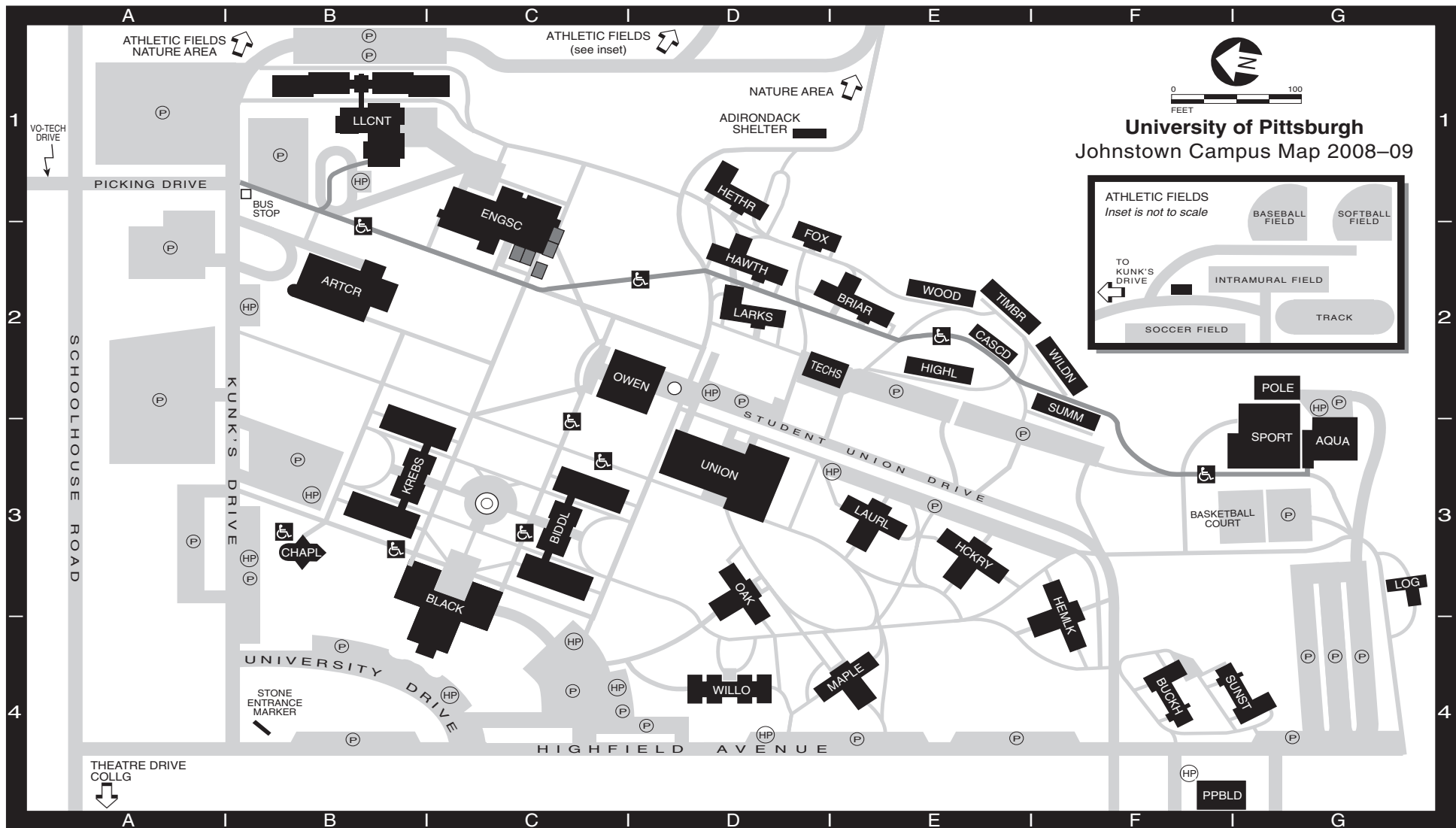
Brandeis University MA..... 1985	Northwestern University..... IL 1917
Brown University RI 1933	Princeton University..... NJ..... 1900
California Institute of Technology CA 1934	Rice University..... TX..... 1985
Carnegie Mellon University..... PA 1982	Stanford University CA 1900
Case Western Reserve University..... OH..... 1969	Syracuse University..... NY 1966
Columbia University NY 1900	Tulane University..... LA..... 1958
Cornell University NY 1900	University of Chicago..... IL 1900
Duke University NC..... 1938	University of Pennsylvania..... PA 1900
Emory University GA..... 1995	University of Rochester NY 1941
Harvard University..... MA..... 1900	University of Southern California CA 1969
Johns Hopkins University MD 1900	Vanderbilt University..... TN 1950
Massachusetts Institute of Technology MA..... 1934	Washington University..... MO 1923
New York University NY 1950	Yale University..... CT 1900



University of Pittsburgh
Pittsburgh Campus Map 2008-09

Allen Hall	ALLEN	D2	Forbes Pavilion	PAVLN	C4	Post Office (Oakland Branch)	POST	F4
Alumni Hall	ALUM	E2	(Forbes Hall [residence hall]; The Health Book Center; Department of Parking, Transportation, and Services)			PRES (map abbreviation for Bellefield Presbyterian Church)	PRESB	C3
Amos Hall (residence hall)	AMOS	E3	Forbes Tower	FRTOW	D4	Public Health	PUBHL	D3
BAPST (map abbreviation for First Baptist Church)			Fraternity Housing Complex	FRAT	B1, C2	(Crabtree and Parran Halls)		
Barco Law Building	LAW	E3	Frick Fine Arts Building	FKART	F3	Rand Building	RAND	G1
Bellefield Hall	BELLH	G2	Frick International Studies Academy	FRICK	D3	Rangos Research Center	RANGO	C4
Bellefield Presbyterian Church	PRES	D3	Gardner Steel Conference Center	GSCC	D2	Ruskin Hall	RUSKN	F1
Bellefield Towers	BELLT	F1	Heinz Memorial Chapel	HEINZ	F2	Ryan Catholic Newman Center	CATHO	F1
Benedum Hall	BENDM	D3	Hill Building	HILL	C4	(The Oratory) off map		
Thomas E. Starzl Biomedical Science Tower (Tower 1) and Biomedical Science Tower 2	BSTWR	B3	Hillman Library	HLMAN	E3	St. Paul Cathedral	SPAUL	G1
Biomedical Science Tower 3	BST3	C4	Holiday Inn	HOLDY	E1	Salk Hall	SALK	B3
The (University) Book Center	BOOK	E3	Holland Hall (residence hall)	HOLL	E3	Scaife Hall	SCAIF	C3
Bouquet Gardens	BQGRS	E4	Information Sciences Building	IS	F1	Schenley Park		G5
(residence halls A-H)			Iroquois Building	IROQU	D4	Schenley Plaza		F3
Brackenridge Hall (residence hall, Copy Cat, The Pitt Shop, Parking Office)			Jewish University Center	JUC	G2	Sennott Square	SENSQ	D4
Bruce Hall (residence hall)	BRUCE	E3	Kaufmann Medical Building	KAU	C4	Soldiers and Sailors Memorial Hall	SOSAM	D2
Carnegie Library of Pittsburgh, Carnegie Museums of Pittsburgh	CARNG	G3	Langley Hall	LANGY	E1	Space Research Coordination Center	SRCC	D2
Cathedral of Learning	CL	F2	LAW (map abbreviation for Barco Law Building)			Stephen Foster Memorial	STEPH	F2
CATHO (map abbreviation for Ryan Catholic Newman Center)			Lawrence Hall	LAWRN	E3	Sutherland Hall (residence hall)	SUTHD	B1
Center for Bioengineering off map	CNBIO	B5	Learning Research and Development Center	LRDC	C2	Thackeray Hall (registration)	THACK	D2
Center for Sports Medicine and Rehabilitation off map	CSMR	B5	Litchfield Towers	TOWRS	D3	Thaw Hall	THAW	D2
Charles L. Cost Sports Center	COST	A1	(residence halls A, B, C)			Thomas Detre Hall of the Western Psychiatric Institute and Clinic	TDH	C2
CHDEV (map abbreviation for University Child Development Center)			Loeffler Building	LOEFF	D4	TOWRS (map abbreviation for Litchfield Towers)		
Chevron Science Center	CHVRN	D1	Log Cabin	LOGCB	F2	University Center (UPMC)	UCTR	E1
Children's Hospital of Pittsburgh	CHILD	C3	Lothrop Hall (residence hall)	LOTHP	C3	University Child Development Center off map	CHDEV	G1
Clapp Hall	CLAPP	F1	Lutheran University Center	LUC	G2	University Club	UCLUB	D2
Community of Reconciliation Building	CR	F1	Magee-Womens Hospital	MAGEE	B5	University Place Office Building	UPLAC	D2
Craig Hall	CRAIG	G1	McCormick Hall (residence hall)	MCCOR	E3	University Public Safety Building	UPSBS	C5
Craig Square	CRAQS	G2	Medical Arts Building	MDART	D3	University Technology Development Center	UTDC	G1
Crawford Hall	CRAWF	E1	(Student Health Service)			VA Pittsburgh Healthcare System—University Drive Division	VA	B1
Darragh Street Apartment Complex	DSAC	A3	Mellon Institute	MELLI	F1	VALE (map abbreviation for Parkvale Building)		
Eberly Hall	EBERL	D1	Melwood Maintenance Building off map	MELWD	G1	Van de Graaff Building	VNGRF	D2
Engineering Auditorium	ENGUD	D2	Mervis Hall	MERVS	F4	Victoria Building	VICTO	C4
Eureka Building	EURKA	C5	UPMC Montefiore	MONF	B4	Webster Hall	WEBSR	F1
Eye and Ear Institute	EEI	C3	Music Building	MUSIC	F1	Wesley W. Posvar Hall	WWPH	E4
Falk Medical Building	FALKC	C3	Old Engineering Hall	OEH	D2	Western Psychiatric Institute and Clinic (see Thomas Detre Hall)		
Falk School	FALKS	C1	Oxford Building (3501 Forbes Avenue)	OXFRD	B2	William Pitt Union	WPU	E3
First Baptist Church	BAPST	F1	Panther Hall (residence hall)	PANTH	C4	Wyndham Garden Hotel	WYNDH	C5
Fitzgerald Field House	FHOUS	A2	Parkvale Building	VALE	D4			
Forbes Craig Apartments	FBCRG	G2	PAVLN (map abbreviation for Forbes Pavilion)					
Forbes Oakland Building	FOBLD	B5	Pennsylvania Hall (residence hall)	PAHLL	C2			
			The John M. and Gertrude E. Petersen Events Center	PCNTR	B2			
			Pittsburgh Athletic Association	PAA	E2			
			Pittsburgh Board of Education	PBE	G2			

(P) Parking (HP) Handicap Parking
 (MP) Metered Parking • Library in Building



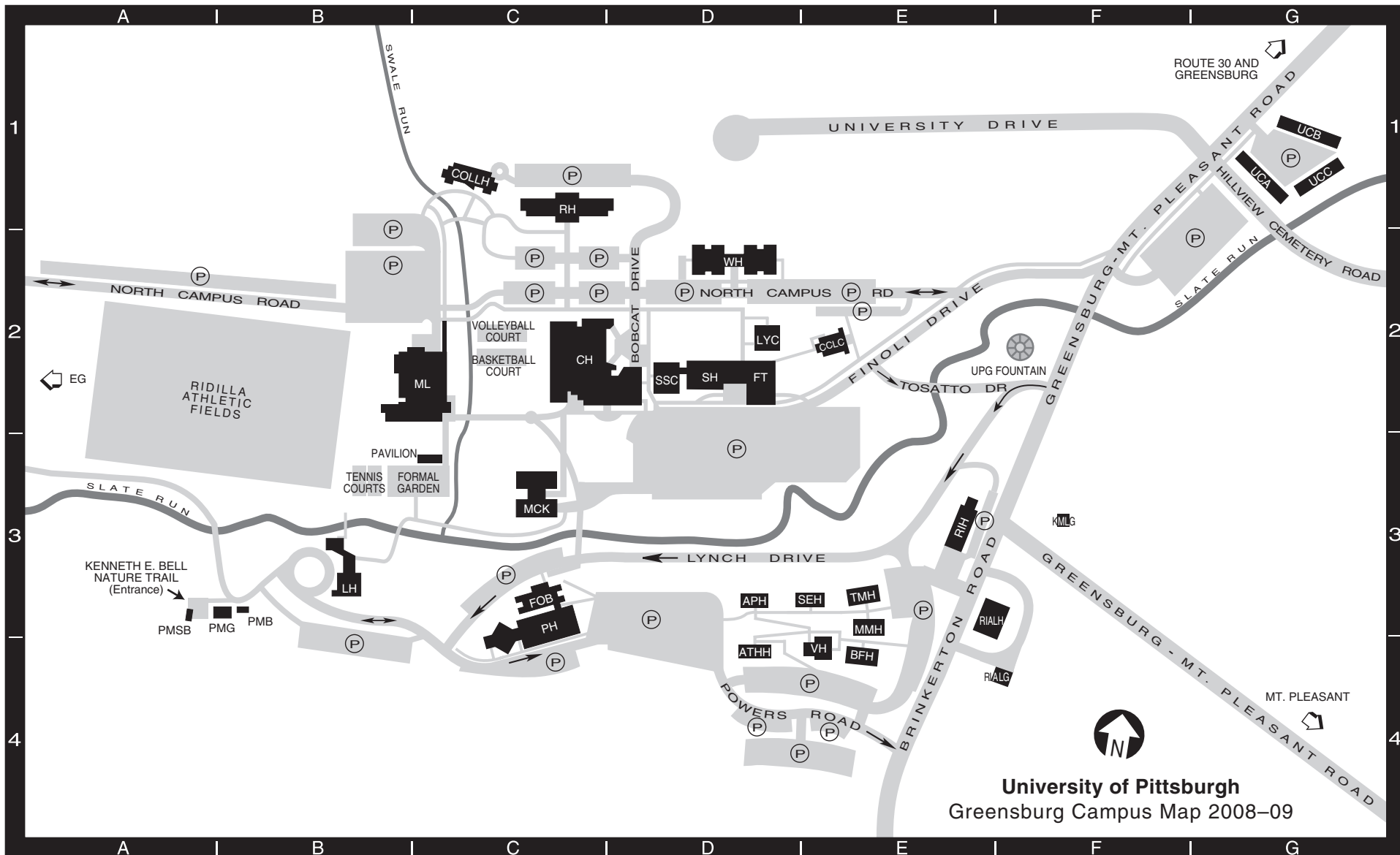
Athletic Fields (see inset) D1
Biddle Hall BIDDL C3
 (Business Services, Campus Police, Education, Faculty Resource Center, Financial Aid, Humanities, ID Center, Information Technology, Nursing, Registration, User Services)
Blackington Hall BLACK C3
 (Academic Computing, Admissions, Adult and Continuing Education, Alumni Relations, Community Education and Outreach, Computer Science, Development, External Relations, Human Resources, International Services, Marketing, MSW Program, Murtha Center, Personal Counseling Center, President, Purchasing, ResNet Services, Technology Support Center, Vice President for Academic Affairs, Vice President for Enrollment Services and Planning, Vice President for Finance and Administration)

Briar Lodge (residence hall) BRIAR E2
Buckhorn Lodge (residence hall) BUCKH F4
Cascade Manor (residence hall) CASCD E2
College Park Apartments (off map) COLLG A4
 (located at intersection of Schoolhouse Road and Theatre Drive)
Engineering and Science Building ENGSC C1
 (Engineering Technology, Natural Sciences)
Foxfire Lodge (residence hall) FOX D1
Hawthorne Lodge (residence hall) HAWTH D2
Heather Lodge (residence hall) HETHR D1
Hemlock Hall (residence hall) HEMLK F3
Hickory Hall (residence hall) HCKRY E3
Highland Manor (residence hall) HIGHL E2
Krebs Hall KREBS B3
 (Natural Sciences, Respiratory Care, Social Sciences)
Larkspur Lodge (residence hall) LARKS D2

Laurel Hall (residence hall) LAURL E3
Living/Learning Center LLCNT B1
 (residence hall, Conference Services)
Log Cabin LOG G3
Maple Hall (residence hall) MAPLE E4
Oak Hall (residence hall) OAK D3
Owen Library OWEN D2
 (Academic Success Center, Library Offices, Printing Services)
Pasquerilla Performing Arts Center ARTCR B2
 (Arts Center Office, Southern Alleghenies Museum of Art, Theatre Department)
Physical Plant Building PPBLD F4
 (Physical Plant Office, Receiving Department)
Pole Building (storage) POLE G2
Sports Center (Athletics Offices) SPORT G3

Student Union UNION D3
 (Book Center, Campus Ministry, Career Services, Disability Services, Health Services, Housing and Residence Life, Mail Services, Student Activities and Intercultural Affairs, Student Organization Offices, Food Services, Vice President for Student Affairs)
Summit Manor (residence hall) SUMM F2
Sunset Lodge (residence hall) SUNST G4
Technical Services Building TECHS D2
 (Scene Shop, Technical Services)
Timberline Manor (residence hall) TIMBR E2
Whalley Memorial Chapel CHAPL B3
Wilderness Manor (residence hall) WILDN F2
Willow Hall (residence hall) WILLO D4
Woodland Manor (residence hall) WOOD E2
Zamias Aquatic Center AQUA G3

(P) Parking (HP) Handicap Parking
 (♿) Handicap Accessible



University of Pittsburgh
Greensburg Campus Map 2008-09

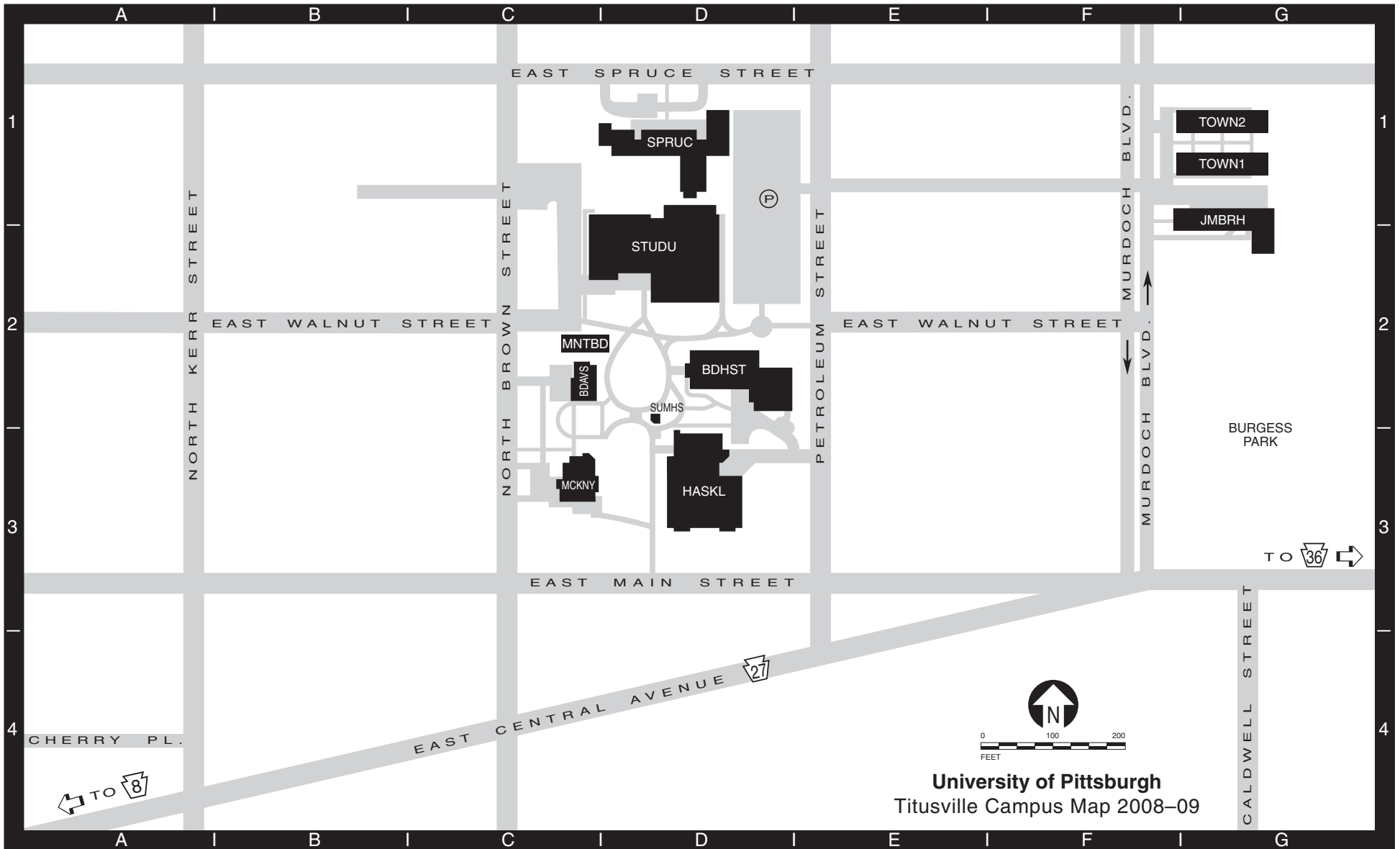
Apollo House (residence hall)..... APH D3
Athena House (residence hall)ATHH D4
Benjamin Franklin HouseBFH E4
 (residence hall)
Campana Chapel and Lecture Center CCLC E2
Chambers Hall (athletic facilities, CH C2
 bookstore, dining hall, Health Center,
 Housing, Student Services,
 Information Desk)
College Hall (residence hall)..... COLLH C1
Emanuele Garage *off map*.....EG A2
Faculty Office Building FOB C3

Ferguson Theater.....FT D2
Kimmel GarageKMLG F3
Lyceum (NSNT Village Hall) LYC D2
Lynch Hall (Office of the President,LH B3
 Vice President for Academic Affairs,
 Vice President for Administrative Affairs,
 University Relations and Institutional Adv.)
Margaret Mead HouseMMH E3
 (residence hall)
McKenna Hall (Computer Center)MCK C3
Millstein Library (Library, Financial Aid,ML C2
 Registrar, Student Accounts)

Plant Maintenance BuildingPMB B3
Plant Maintenance GaragePMG B3
Plant Maintenance Storage BuildingPMSB A3
Powers Hall (auditorium,PH C3
 classrooms, faculty offices)
Rial GarageRIALG E4
Rial HouseRIALH E3
Robertshaw Hall (residence hall)..... RH C1
Rossetti House (Admissions)RIH E3
Safety and Security Center..... SSC D2
 (security, switchboard, mailroom)
Selene House (residence hall).....SEH E3

Smith Hall (classrooms, faculty SH D2
 offices, labs)
Thurgood Marshall HouseTMH E3
 (residence hall)
University Court (residence hall A)..... UCA G1
 (residence hall B) UCB G1
 (residence hall C) UCC G1
Village Hall (commons building).....VH E4
Westmoreland Hall (residence hall)WH D2

(P) Parking



Joe M. Ball Residence Hall JMBRH G1
(residence hall, dining hall)

Bennett Davis Hall BDAVS C2
(Registrar, Student Accounts, Financial Aid,
Human Resources, Purchasing, Business Affairs,
Mail Services)

Broadhurst Science Center BDHST D2
(Academic Affairs, science classrooms
and labs, faculty offices, computer lab,
Henne Auditorium)

Haskell Memorial Library HASKL D3
(auditorium, Computer Center, Nursing
Program faculty offices and labs, Physical
Therapist Assistant Program, Learning Center)

Maintenance building MNTBD C2

McKinney Hall MCKNY C3
(Admissions, classrooms, President's Office,
Public Relations, Nursing Program Office,
Alumni Relations)

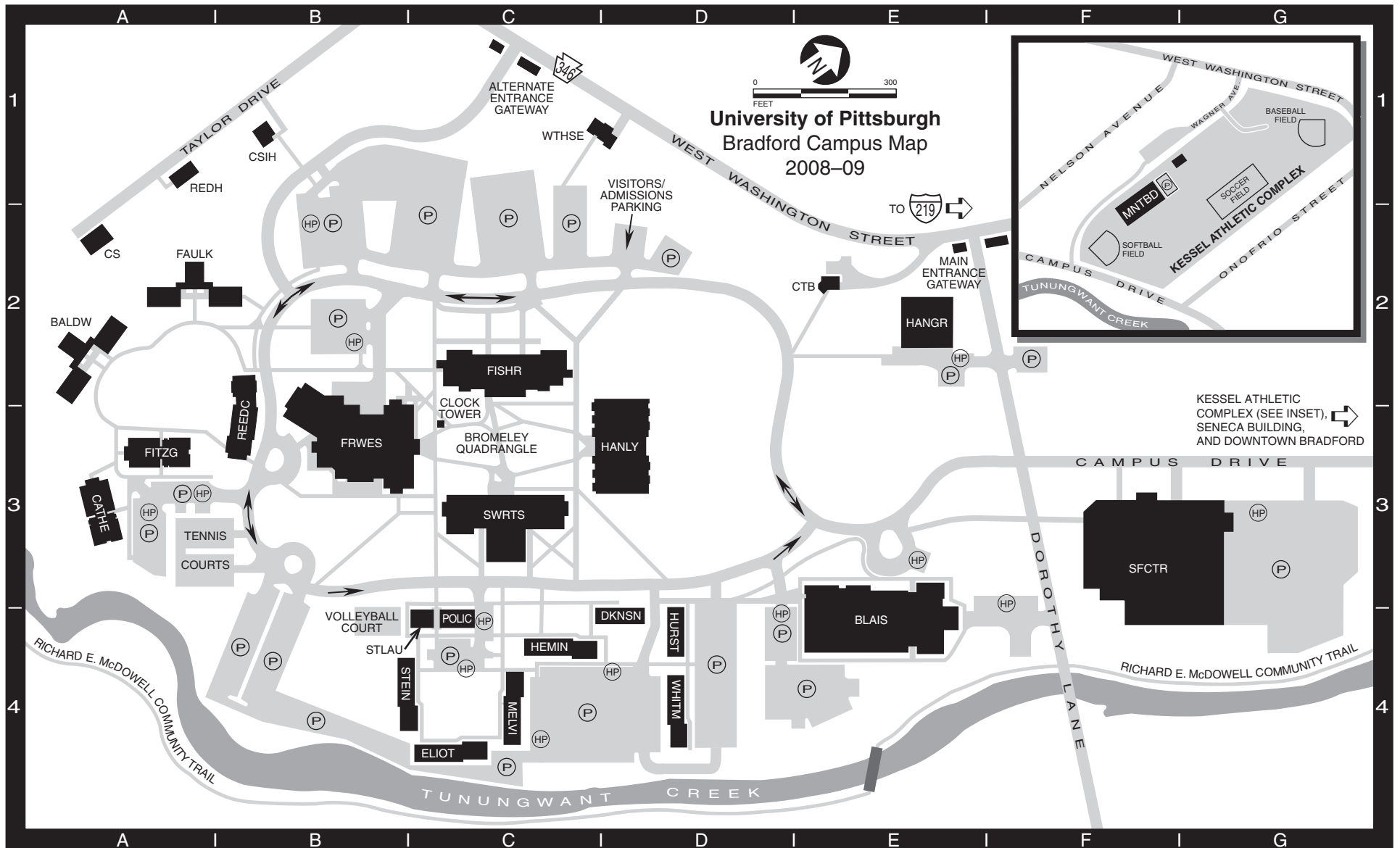
**J. Curtis McKinney II Student Union
and Gymnasium** STUDU D2
(Student Affairs, Book Center, Boomer's
Snack Bar, Health Service)

Murdoch Townhouses TOWN1 G1
TOWN2 G1
(residence halls, Coffee House,
Facilities Management)

Spruce Hall (residence hall, Campus Police) ... SPRUC D1

Summer House SUMHS D2

(P) Parking



Admissions and Financial Aid Offices
 Admissions located in Hanley LibraryHANLY D3
 Financial Aid located in Hangar Building...HANGR E2
Blaisdell Hall (Communication Arts, Fine Arts).....BLAIS E4
Campus Police Building.....POLIC C4
Willa Cather House (residence hall).....CATHE A3
Ceramic StudioCS A2
Control Tower BuildingCTB E2
 (Human Resources, Payroll, Grants Administration)
Crime Scene Investigation (CSI) House CSIH B1
Fisher Hall (Natural Sciences, Engineering, ...FISHR C2
 Computer Center, Rice Auditorium)

F. Scott Fitzgerald House (residence hall).....FITZG A3
Frame-Westerberg CommonsFRWES B3
 (Student Union, Book Store,
 Student Affairs, dining halls)
Hangar Building (Business Office,HANGR E2
 Financial Aid, Registration, Student Accounts)
Hanley Library (Library, President's Office, ...HANLY D3
 Institutional Advancement, Admissions,
 Communications and Marketing)
Kendall Residence Halls
 James Baldwin House..... BALDW A2
 William Faulkner House..... FAULK A2

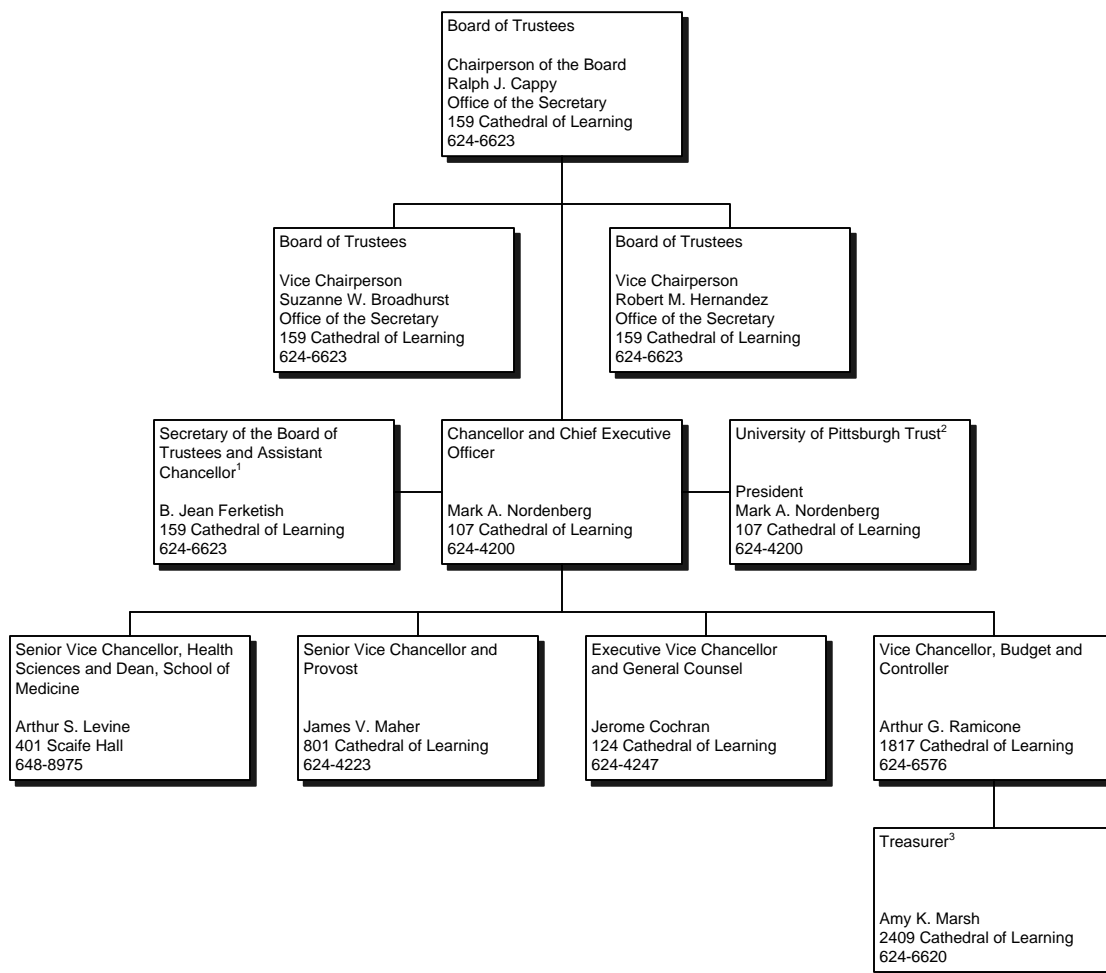
Kessel Athletic Complex (see inset)..... F2
Maintenance Building (see inset)..... MNTBD F1
McKean Residence Halls
 Emily Dickinson House.....DKNSN D4
 Ernest Hemingway House HEMIN C4
 Zora Neale Hurston House..... HURST D4
 Walt Whitman HouseWHITM D4
 T.S. Eliot HouseELIOT C4
 Herman Melville HouseMELVI C4
 Gertrude Stein HouseSTEIN B4
Red House (Psychology offices and labs)..... REDH A1
Reed-Coit House (residence hall)..... REEDC B3

Seneca Building (off map)..... SNECA G3
Sport and Fitness Center.....SFCTR F3
Student Laundry Building.....STLAU C4
Swarts Hall (Humanities,SWRTS C3
 Social Sciences, Nursing)
White House (Science in Motion program)....WTHSE C1
 (P) Parking (HP) Handicap Parking



University Organization

UNIVERSITY OFFICERS



¹ Individuals who also serve as University Officers include: Mary Lou Rosborough, Executive Associate Secretary of the Board of Trustees and Amy E. Burnsworth, Associate Secretary of the Board of Trustees.

² Independent corporation with its own Board of Directors.

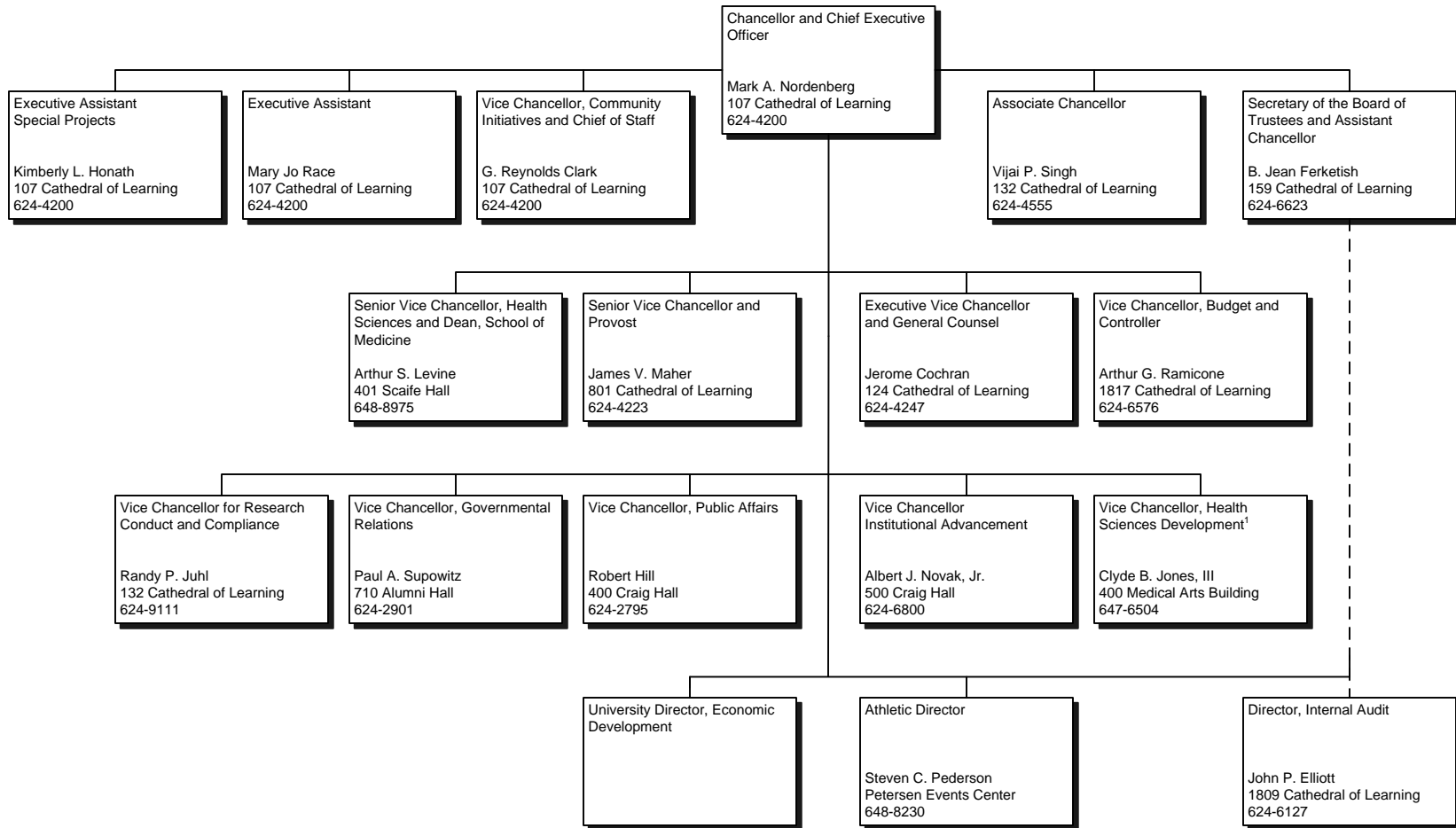
³ Individuals who also serve as University officers include: Susan M. Gilbert, Assistant Treasurer and Paul Lawrence, Assistant Treasurer.

Note: All telephone numbers are in the 412 area code unless indicated otherwise.



University of Pittsburgh
October 2008

CHANCELLOR



¹ Also serves as President, MHS Foundation and as Chief Development Officer, UPMC.

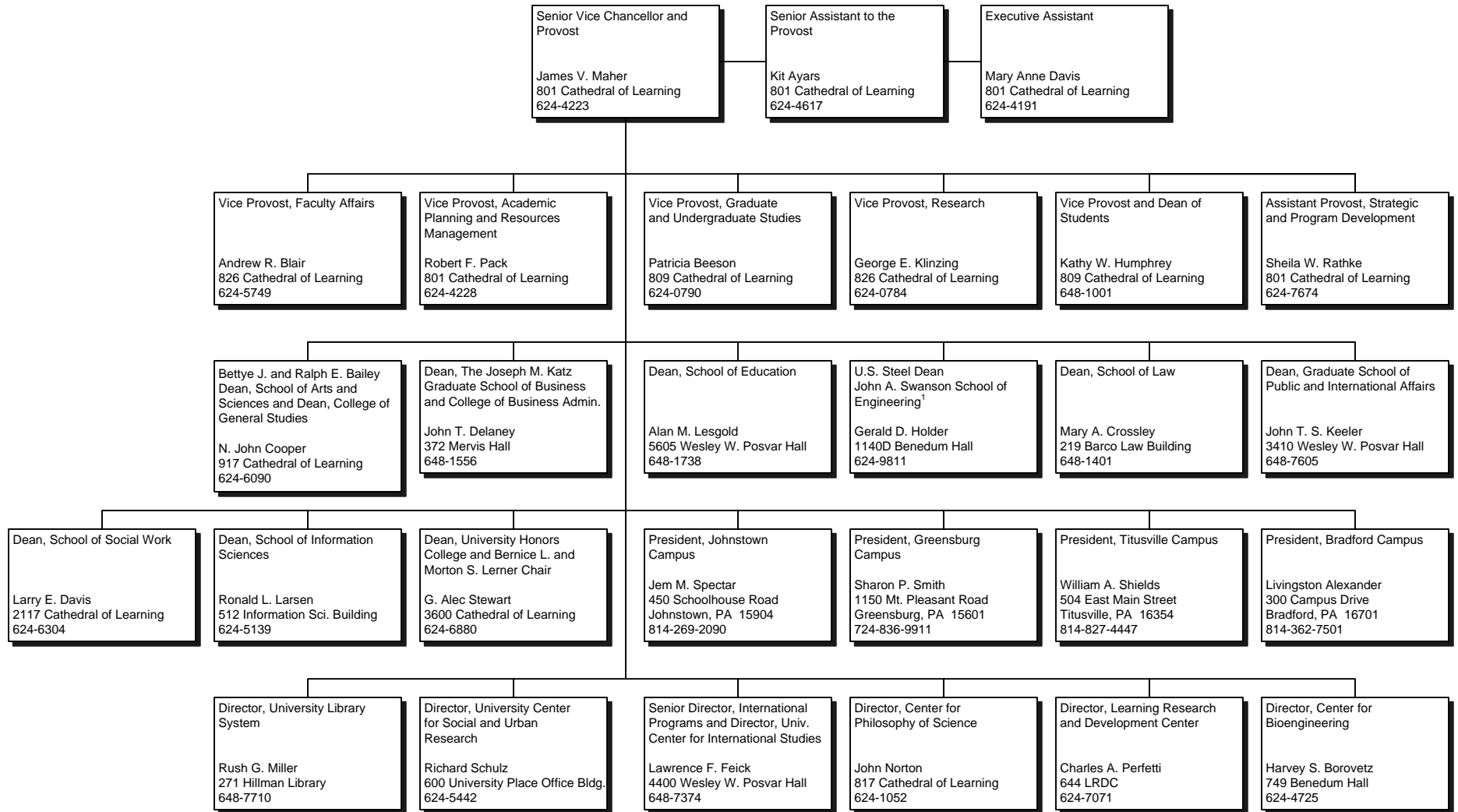
Note: All telephone numbers are in the 412 area code unless indicated otherwise.



University of Pittsburgh

October 2008

PROVOST – DEANS/ DIRECTORS/ PRESIDENTS

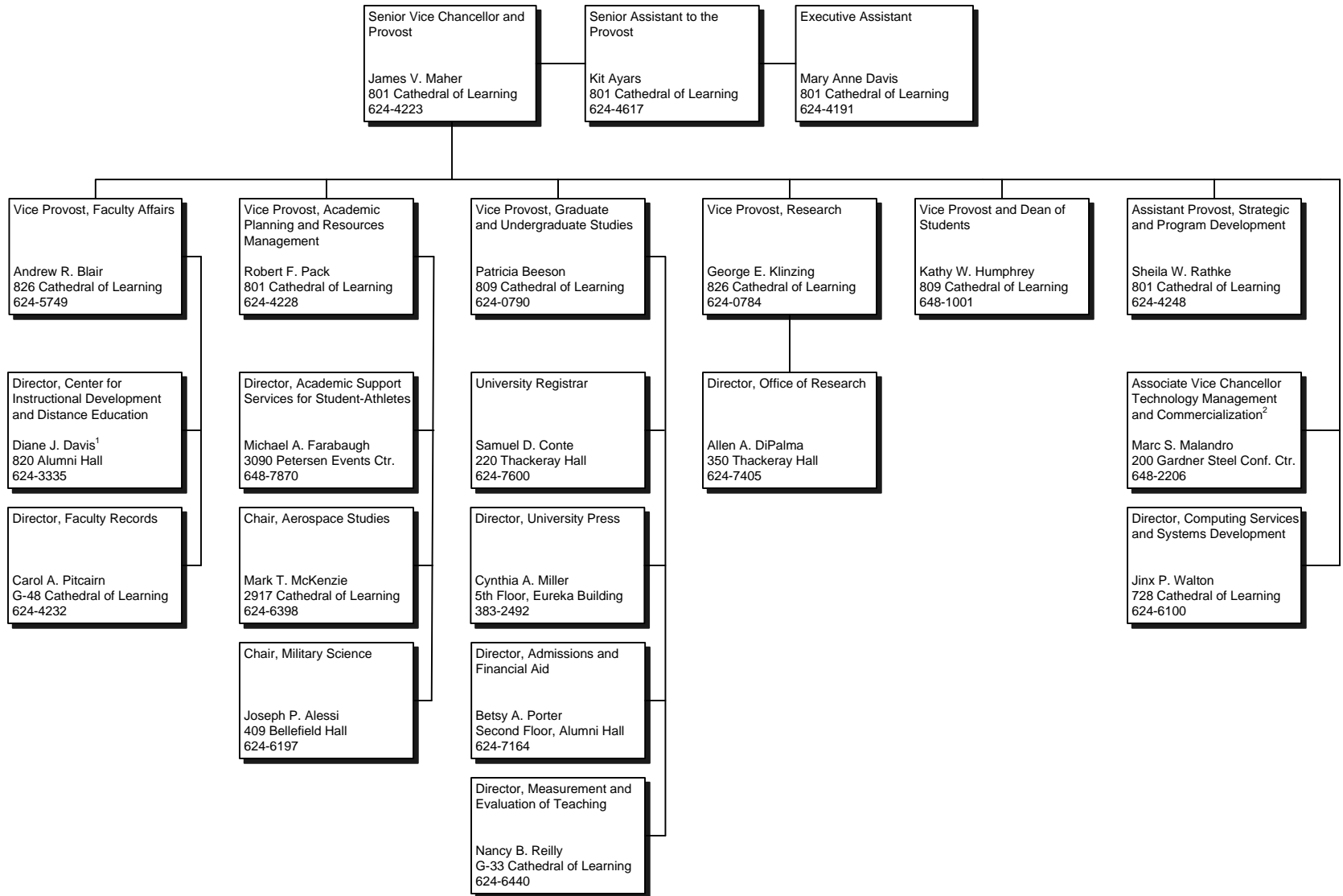


Note: All telephone numbers are in the 412 area code unless indicated otherwise.



University of Pittsburgh
October 2008

PROVOST – OTHER ACADEMIC AREAS



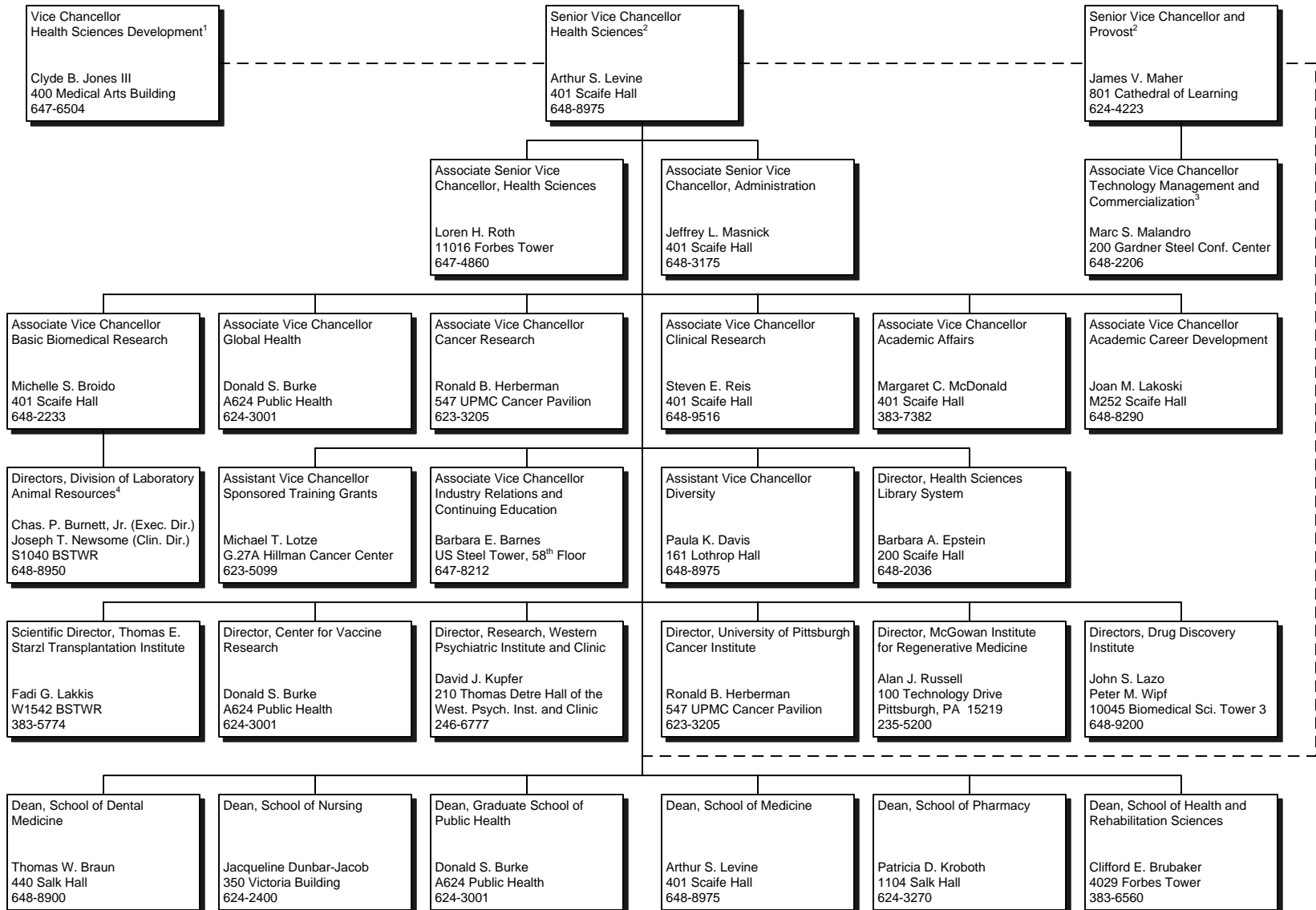
¹Beginning January 1, 2009, Andrew R. Blair will serve as Interim Director.

²Reports to both the Senior Vice Chancellor and Provost and to the Senior Vice Chancellor for Health Sciences and Dean of the School of Medicine.

Note: All telephone numbers are in the 412 area code unless indicated otherwise.



HEALTH SCIENCES



¹ Also serves as President, MHS Foundation and as Chief Development Officer, UPMC.

² Faculty appointments and academic degree programs require the Provost's approval.

³ Reports to both the Senior Vice Chancellor for Health Sciences and Dean of the School of Medicine and the Senior Vice Chancellor and Provost.

⁴ For animal care and use regulatory issues, Division of Laboratory Animal Resources reports to Research Conduct and Compliance.

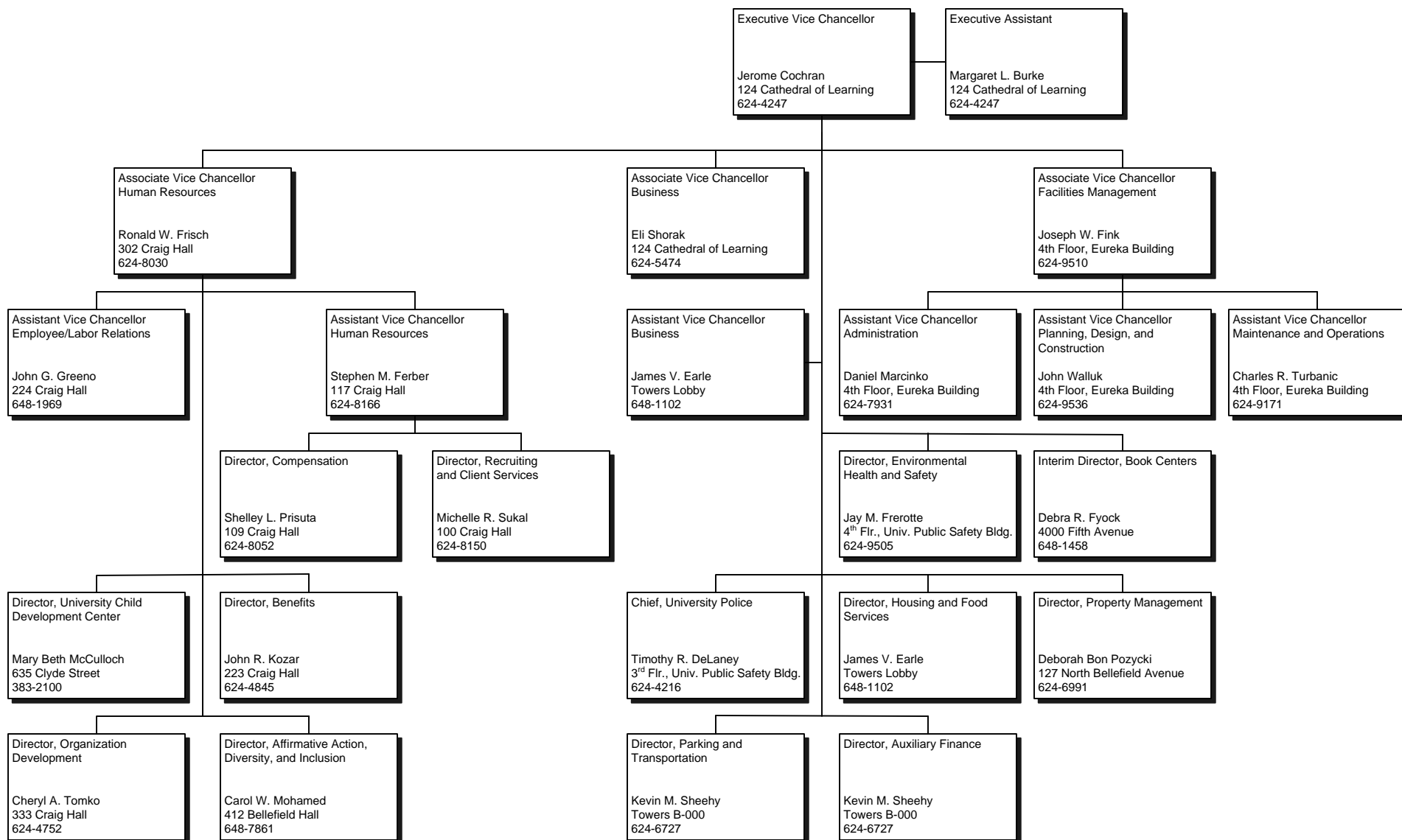
Note: All telephone numbers are in the 412 area code unless indicated otherwise.



University of Pittsburgh

October 2008

EXECUTIVE VICE CHANCELLOR



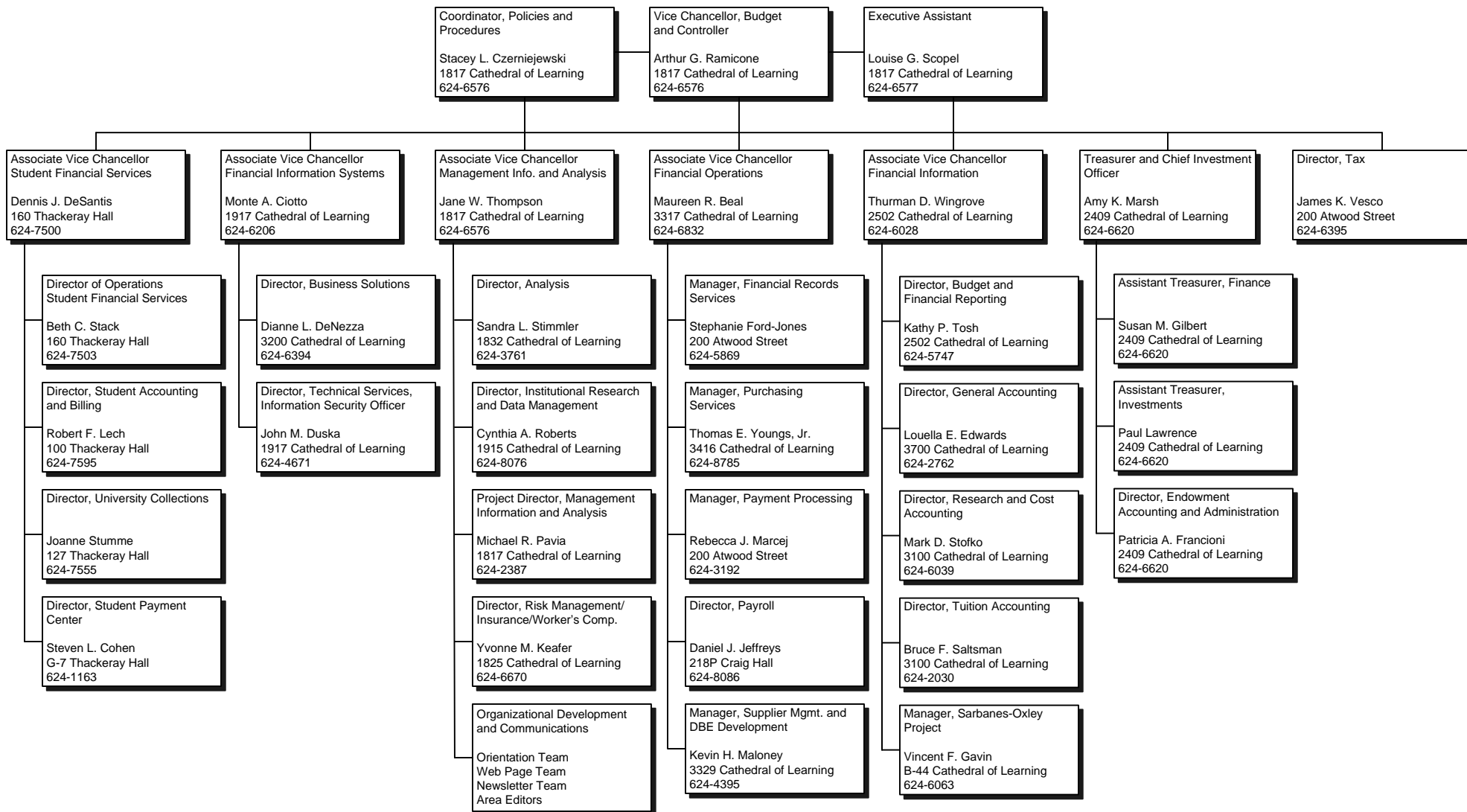
Note: All telephone numbers are in the 412 area code unless indicated otherwise.



University of Pittsburgh

October 2008

BUDGET AND CONTROLLER

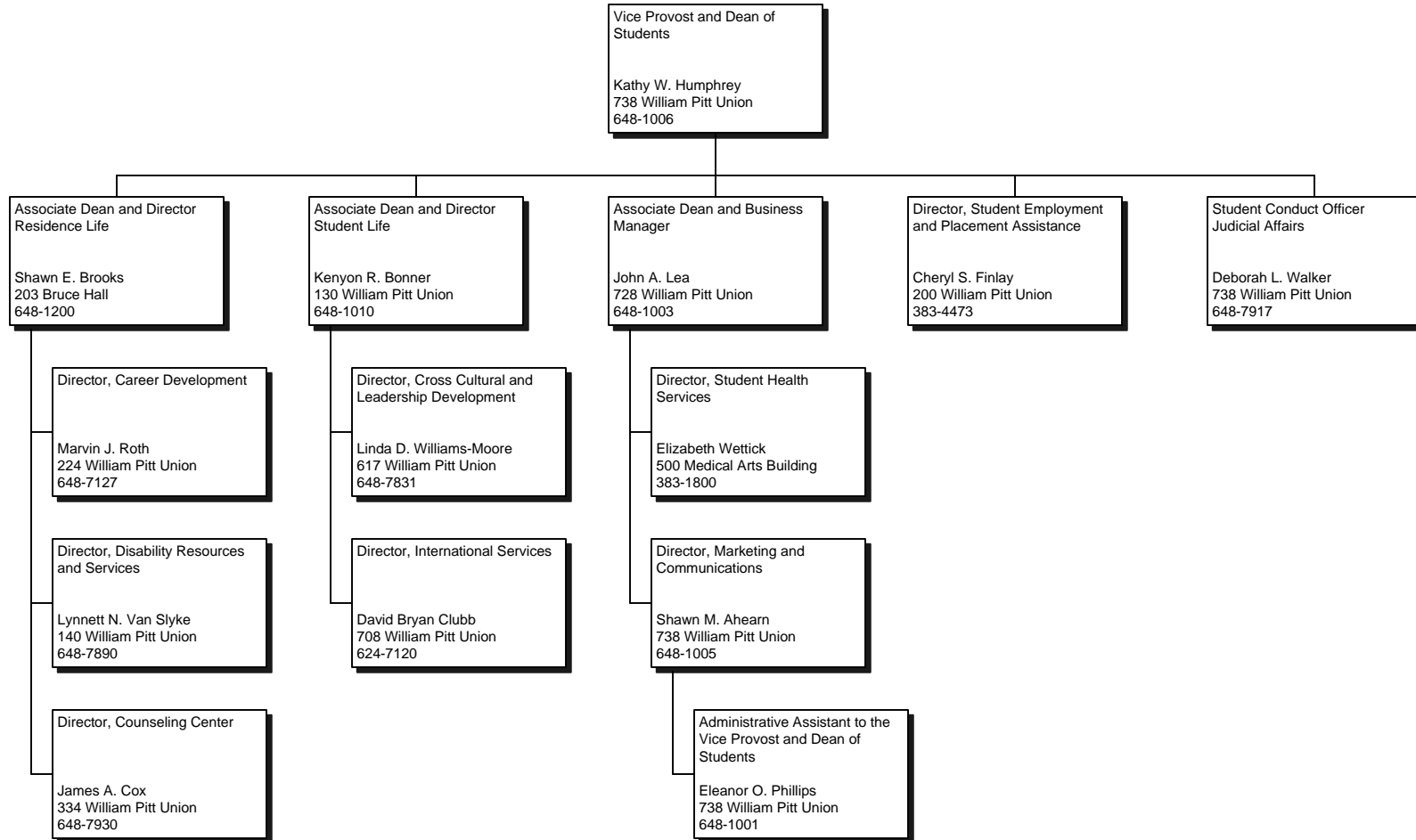


Note: All telephone numbers are in the 412 area code unless indicated otherwise.



University of Pittsburgh
October 2008

STUDENT AFFAIRS

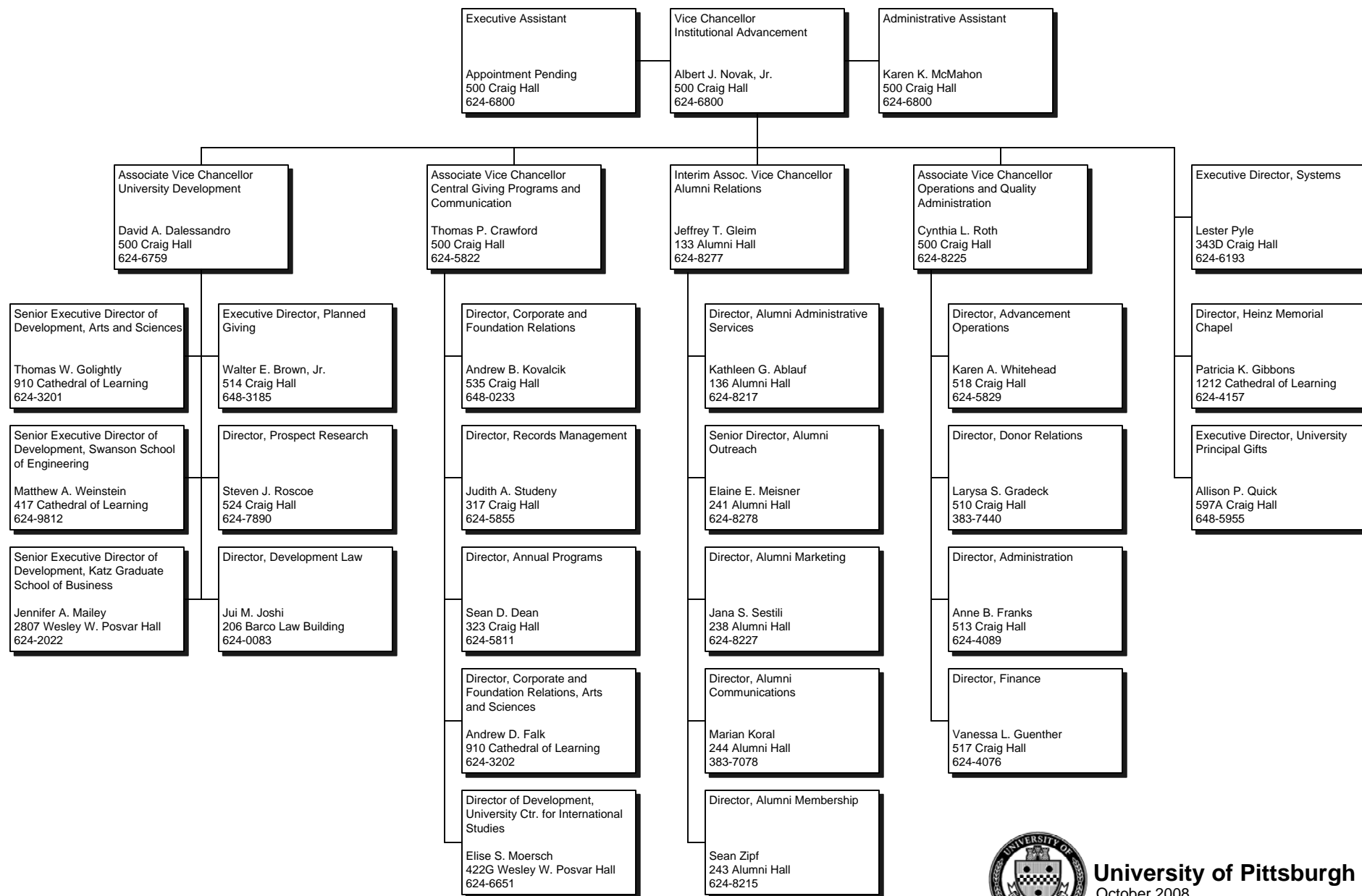


Note: All telephone numbers are in the 412 area code unless indicated otherwise.



University of Pittsburgh
October 2008

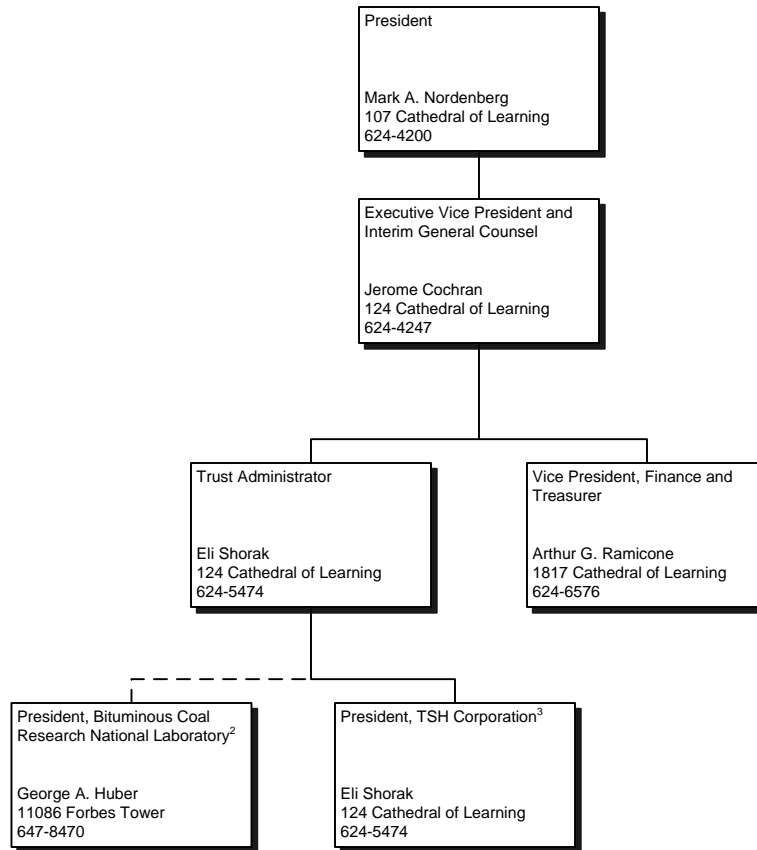
INSTITUTIONAL ADVANCEMENT



University of Pittsburgh
October 2008

Note: All telephone numbers are in the 412 area code unless indicated otherwise.

UNIVERSITY OF PITTSBURGH TRUST¹



¹Independent corporation with its own Board of Directors.

²Affiliated corporation with its own Board of Directors.

³Subsidiary corporation of the University of Pittsburgh Trust with its own Board of Directors. Formerly Pittsburgh Applied Research Corporation.

Note: All telephone numbers are in the 412 area code unless indicated otherwise.



University of Pittsburgh
October 2008



The John M. and Gertrude E. Petersen Events Center

Student Information

**Headcount and FTE Enrollment by School, Level, and Status
Pittsburgh Campus, Regional Campuses and University Total
Fall Term 2008**

	Undergraduate				Graduate				Total			
	Headcount				Headcount				Headcount			
	Full-Time	Part-Time	Total	FTE	Full-Time	Part-Time	Total	FTE	Full-Time	Part-Time	Total	FTE
Pittsburgh Campus												
School of Arts and Sciences	10,038	443	10,481	10,215.2	1,403	120	1,523	1,451.0	11,441	563	12,004	11,666.2
College of General Studies	496	700	1,196	776.0	-	-	-	-	496	700	1,196	776.0
Katz Graduate School of Business	-	-	-	-	427	504	931	628.6	427	504	931	628.6
School of Education	222	39	261	237.6	584	695	1,279	862.0	806	734	1,540	1,099.6
Swanson School of Engineering	1,960	54	2,014	1,981.6	419	244	663	516.6	2,379	298	2,677	2,498.2
School of Law - Graduate	-	-	-	-	5	14	19	10.6	5	14	19	10.6
School of Law - Doctorate Professional Practice	-	-	-	-	718	6	724	720.4	718	6	724	720.4
School of Public and Int'l Affairs	-	-	-	-	319	104	423	360.6	319	104	423	360.6
School of Social Work	90	9	99	93.6	348	234	582	441.6	438	243	681	535.2
School of Information Sciences	94	35	129	108.0	329	354	683	470.6	423	389	812	578.6
College of Business Administration	1,889	71	1,960	1,917.4	-	-	-	-	1,889	71	1,960	1,917.4
School of Dental Medicine - Undergraduate, Graduate	75	2	77	75.8	39	1	40	39.4	114	3	117	115.2
School of Dental Medicine - Doctorate Professional Practice	-	-	-	-	322	-	322	322.0	322	-	322	322.0
School of Nursing	504	51	555	524.4	173	233	406	266.2	677	284	961	790.6
School of Pharmacy - Undergraduate, Graduate	213	1	214	213.4	32	2	34	32.8	245	3	248	246.2
School of Pharmacy - Doctorate Professional Practice	-	-	-	-	207	1	208	207.4	207	1	208	207.4
Graduate School of Public Health	-	-	-	-	404	233	637	497.2	404	233	637	497.2
School of Medicine - Graduate	-	-	-	-	300	113	413	345.2	300	113	413	345.2
School of Medicine - Doctorate Professional Practice	-	-	-	-	593	-	593	593.0	593	-	593	593.0
School of Health and Rehabilitation Services	426	15	441	432.0	552	94	646	589.6	978	109	1,087	1,021.6
University Center for Social and Urban Research	-	-	-	-	-	9	9	3.6	-	9	9	3.6
Pittsburgh Campus Total	16,007	1,420	17,427	16,575.0	7,174	2,961	10,135	8,358.4	23,181	4,381	27,562	24,933.4
Regional Campuses												
University of Pittsburgh at Johnstown	2,887	145	3,032	2,945.0	-	-	-	-	2,887	145	3,032	2,945.0
University of Pittsburgh at Greensburg	1,678	148	1,826	1,737.2	-	-	-	-	1,678	148	1,826	1,737.2
University of Pittsburgh at Titusville	428	135	563	482.0	-	-	-	-	428	135	563	482.0
University of Pittsburgh at Bradford	1,322	180	1,502	1,394.0	-	-	-	-	1,322	180	1,502	1,394.0
Regional Campuses Total	6,315	608	6,923	6,558.2	-	-	-	-	6,315	608	6,923	6,558.2
University Total	22,322	2,028	24,350	23,133.2	7,174	2,961	10,135	8,358.4	29,496	4,989	34,485	31,491.6

**Headcount and FTE Enrollment by School and Level
Pittsburgh Campus, Regional Campuses, and University Total
Fall Term 2003-2008**

SCHOOL	2003				2004				2005			
	Headcount			FTE	Headcount			FTE	Headcount			FTE
	Under-graduate	Graduate	Total		Under-graduate	Graduate	Total		Under-graduate	Graduate	Total	
Pittsburgh Campus												
Arts and Sciences	10,148	1,515	11,663	11,127.2	9,931	1,526	11,457	10,957.2	10,061	1,582	11,643	11,143.2
General Studies	2,056	--	2,056	1,393.6	1,932	--	1,932	1,315.8	1,693	--	1,693	1,132.0
Katz Graduate School of Business	--	793	793	514.0	--	755	755	495.2	--	694	694	462.4
Education	138	1,274	1,412	930.8	156	1,326	1,482	987.0	149	1,294	1,443	986.4
Swanson School of Engineering	1,800	595	2,395	2,228.8	1,896	562	2,458	2,305.6	1,935	544	2,479	2,356.0
Law - Graduate	--	22	22	13.6	--	23	23	12.2	--	24	24	10.8
Law - Doctorate - Professional Practice	--	782	782	776.6	--	742	742	739.6	--	719	719	717.2
Public and International Affairs	--	458	458	386.0	--	531	531	428.4	--	460	460	386.2
Social Work	123	571	694	539.2	107	648	755	561.2	89	633	722	541.4
Information Sciences	207	624	831	598.2	163	600	763	550.6	118	605	723	517.2
College of Business Administration	1,666	--	1,666	1,619.8	1,674	--	1,674	1,628.4	1,722	--	1,722	1,681.8
Dental Medicine - Undergraduate, Graduate	81	52	133	131.8	73	38	111	108.0	73	34	107	106.4
Dental Medicine - Doctorate - Professional Practice	--	303	303	303.0	--	303	303	302.4	--	312	312	312.0
Nursing	617	386	1,003	754.6	653	413	1,066	834.4	614	393	1,007	789.2
Pharmacy - Undergraduate, Graduate	199	27	226	224.2	195	28	223	221.2	199	24	223	223.0
Pharmacy - Doctorate - Professional Practice	--	166	166	166.0	--	175	175	173.8	--	196	196	196.0
Public Health	--	484	484	358.6	--	508	508	380.2	--	542	542	416.0
Medicine - Graduate	--	289	289	248.2	--	326	326	279.2	--	359	359	305.0
Medicine - Doctorate - Professional Practice	--	588	588	588.0	--	574	574	574.0	--	590	590	590.0
Health and Rehabilitation Sciences	348	451	799	721.6	363	461	824	752.6	371	510	881	809.0
International Studies (Pitt in London Program)	30	--	30	30.0	38	--	38	38.0	--	--	--	--
Education and Public Health	--	2	2	1.4	--	--	--	--	--	--	--	--
Nursing and Public Health	--	--	--	--	--	--	--	--	--	--	--	--
Social and Urban Research	--	--	--	--	0	11	11	4.4	0	20	20	8.0
Pittsburgh Campus Total	17,413	9,382	26,795	23,655.2	17,181	9,550	26,731	23,649.4	17,024	9,535	26,559	23,689.2
Regional Campuses												
Johnstown	3,146	--	3,146	2,951.6	3,209	--	3,209	3,051.2	3,173	--	3,173	3,018.2
Greensburg	1,918	--	1,918	1,793.8	1,864	--	1,864	1,739.2	1,796	--	1,796	1,703.0
Titusville	516	--	516	441.6	565	--	565	479.2	547	--	547	466.6
Bradford	1,417	--	1,417	1,187.8	1,427	--	1,427	1,216.4	1,318	--	1,318	1,133.8
Regional Campuses Total	6,997	--	6,997	6,374.8	7,065	--	7,065	6,486.0	6,834	--	6,834	6,321.6
UNIVERSITY TOTAL	24,410	9,382	33,792	30,030.0	24,246	9,550	33,796	30,135.4	23,858	9,535	33,393	30,010.8

**Headcount and FTE Enrollment by School and Level
Pittsburgh Campus, Regional Campuses, and University Total
Fall Term 2003-2008 (continued)**

SCHOOL	2006				2007				2008			
	Headcount			FTE	Headcount			FTE	Headcount			FTE
	Under-graduate	Graduate	Total		Under-graduate	Graduate	Total		Under-graduate	Graduate	Total	
Pittsburgh Campus												
Arts and Sciences	10,176	1,526	11,702	11,286.2	10,328	1,511	11,839	11,440.0	10,481	1,523	12,004	11,666.2
General Studies	1,740	--	1,740	1,178.4	1,338	--	1,338	904.8	1,196	--	1,196	776.0
Katz Graduate School of Business	--	801	801	503.4	--	897	897	585.0	--	931	931	628.6
Education	165	1,300	1,465	996.4	223	1,281	1,504	1,031.8	261	1,279	1,540	1,099.6
Swanson School of Engineering	1,952	552	2,504	2,373.8	1,997	562	2,559	2,407.8	2,014	663	2,677	2,498.2
Law - Graduate	--	26	26	15.2	--	23	23	14.0	--	19	19	10.6
Law - Doctorate - Professional Practice	--	741	741	738.6	--	726	726	723.6	--	724	724	720.4
Public and International Affairs	--	411	411	356.4	--	443	443	377.0	--	423	423	360.6
Social Work	72	602	674	495.8	90	571	661	505.6	99	582	681	535.2
Information Sciences	88	599	687	469.8	109	634	743	518.0	129	683	812	578.6
College of Business Administration	1,769	--	1,769	1,729.4	1,878	--	1,878	1,841.4	1,960	--	1,960	1,917.4
Dental Medicine - Undergraduate, Graduate	77	30	107	102.8	67	33	100	98.2	77	40	117	115.2
Dental Medicine - Doctorate - Professional Practice	--	318	318	318.0	--	308	308	308.0	--	322	322	322.0
Nursing	608	393	1,001	800.0	558	417	975	793.8	555	406	961	790.6
Pharmacy - Undergraduate, Graduate	209	25	234	233.4	215	26	241	239.8	214	34	248	246.2
Pharmacy - Doctorate - Professional Practice	--	198	198	197.4	--	198	198	198.0	--	208	208	207.4
Public Health	--	557	557	432.2	--	607	607	468.4	--	637	637	497.2
Medicine - Graduate	--	373	373	318.4	--	380	380	328.4	--	413	413	345.2
Medicine - Doctorate - Professional Practice	--	603	603	603.0	--	597	597	597.0	--	593	593	593.0
Health and Rehabilitation Sciences	390	535	925	859.6	405	582	987	914.4	441	646	1,087	1,021.6
International Studies (Pitt in London Program)	--	--	--	--	--	--	--	--	--	--	--	--
Education and Public Health	--	--	--	--	--	--	--	--	--	--	--	--
Nursing and Public Health	--	--	--	--	--	--	--	--	--	--	--	--
Social and Urban Research	0	24	24	9.6	0	16	16	6.4	0	9	9	3.6
Pittsburgh Campus Total	17,246	9,614	26,860	24,017.8	17,208	9,812	27,020	24,301.4	17,427	10,135	27,562	24,933.4
Regional Campuses												
Johnstown	3,142	--	3,142	2,993.8	3,121	--	3,121	3,010.6	3,032	--	3,032	2,945.0
Greensburg	1,704	--	1,704	1,620.6	1,777	--	1,777	1,694.8	1,826	--	1,826	1,737.2
Titusville	535	--	535	458.8	573	--	573	501.6	563	--	563	482.0
Bradford	1,333	--	1,333	1,210.0	1,407	--	1,407	1,278.6	1,502	--	1,502	1,394.0
Regional Campuses Total	6,714	--	6,714	6,283.2	6,878	--	6,878	6,485.6	6,923	--	6,923	6,558.2
UNIVERSITY TOTAL	23,960	9,614	33,574	30,301.0	24,086	9,812	33,898	30,787.0	24,350	10,135	34,485	31,491.6

Note: Beginning in the Fall Term 2005, enrollment in the Pitt in London Program is not displayed as a line item in this table.

**Headcount Enrollment by School, Race, Sex and Level
Pittsburgh Campus, Regional Campuses and University Total
Fall Term 2008**

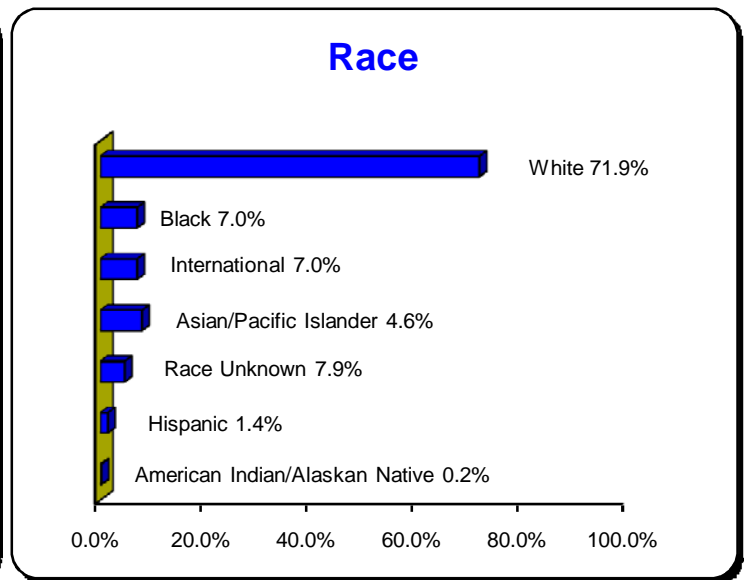
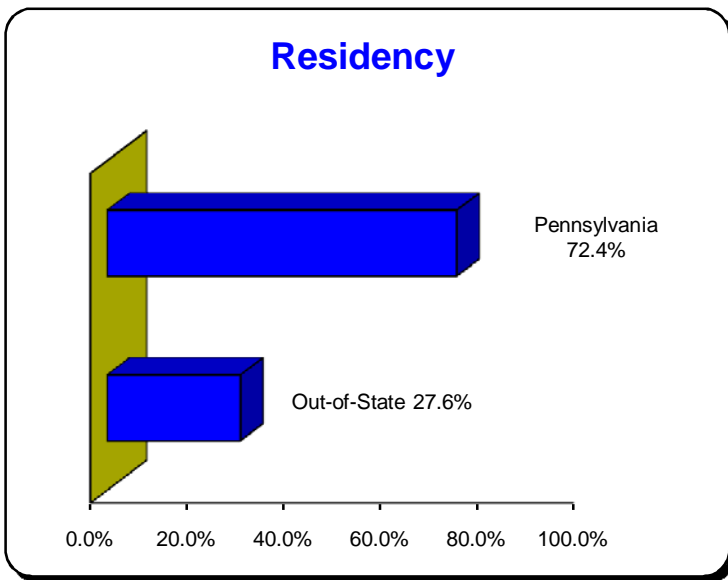
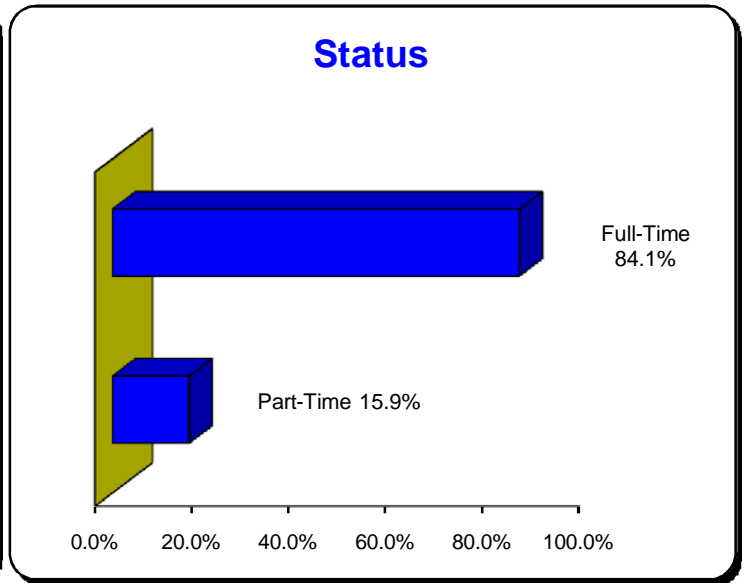
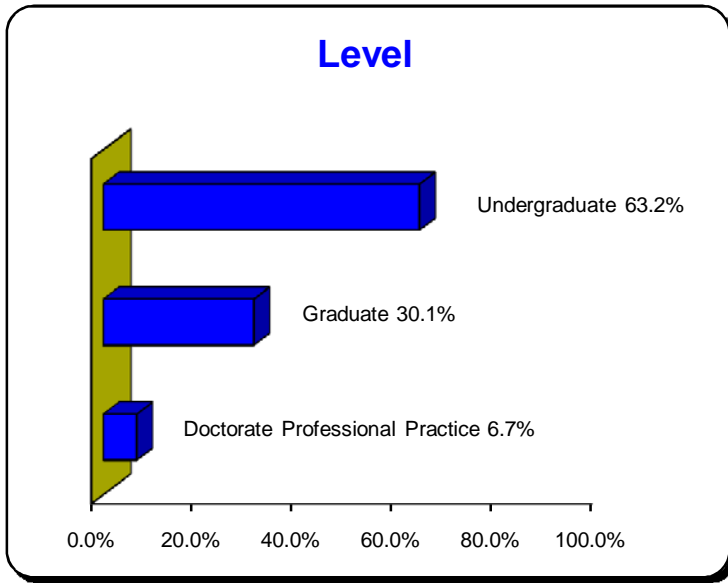
School/Campus	Level	International		Black Non-Hispanic		American Indian/Alaskan Native		Asian/Pacific Islander		Hispanic		White Non-Hispanic		Multi-Race		Race Unknown		Total		Grand Total
		M	F	M	F	M	F	M	F	M	F	M	F	M	F	M	F	M	F	
School of Arts and Sciences	UG	34	58	340	575	11	9	274	308	52	76	3,806	4,483	5	4	207	239	4,729	5,752	10,481
	GR	303	217	20	14	3	0	18	25	16	21	429	442	0	0	7	8	796	727	1,523
	Total	337	275	360	589	14	9	292	333	68	97	4,235	4,925	5	4	214	247	5,525	6,479	12,004
College of General Studies	UG	2	7	76	93	1	0	15	20	11	11	413	450	0	0	40	57	558	638	1,196
	Total	2	7	76	93	1	0	15	20	11	11	413	450	0	0	40	57	558	638	1,196
Joseph M. Katz Graduate School of Business	GR	175	77	16	7	0	0	16	10	6	1	248	128	0	0	165	82	626	305	931
	Total	175	77	16	7	0	0	16	10	6	1	248	128	0	0	165	82	626	305	931
School of Education	UG	0	0	1	33	0	0	3	5	1	2	55	152	0	0	3	6	63	198	261
	GR	15	54	22	72	1	1	2	22	1	14	277	751	1	1	14	31	333	946	1,279
	Total	15	54	23	105	1	1	5	27	2	16	332	903	1	1	17	37	396	1,144	1,540
Swanson School of Engineering	UG	20	12	78	42	1	1	62	24	19	6	1,359	324	1	0	51	14	1,591	423	2,014
	GR	164	55	12	4	2	1	14	8	8	7	266	80	0	0	31	11	497	166	663
	Total	184	67	90	46	3	2	76	32	27	13	1,625	404	1	0	82	25	2,088	589	2,677
School of Law	GR	0	1	1	0	0	0	0	0	0	0	1	7	0	0	4	5	6	13	19
	FP	14	14	11	23	0	1	16	24	8	5	247	188	0	0	107	66	403	321	724
	Total	14	15	12	23	0	1	16	24	8	5	248	195	0	0	111	71	409	334	743
Graduate School of Public and International Affairs	GR	26	40	8	17	0	0	3	9	5	4	133	145	0	1	18	14	193	230	423
	Total	26	40	8	17	0	0	3	9	5	4	133	145	0	1	18	14	193	230	423
School of Social Work	UG	0	1	6	22	0	0	0	1	0	1	10	57	0	0	0	1	16	83	99
	GR	3	10	21	59	0	0	1	4	3	6	65	361	0	0	12	37	105	477	582
	Total	3	11	27	81	0	0	1	5	3	7	75	418	0	0	12	38	121	560	681
School of Information Sciences	UG	2	1	7	2	0	0	4	3	2	0	89	16	0	0	2	1	106	23	129
	GR	87	53	4	18	2	0	4	11	4	11	116	247	0	0	22	104	239	444	683
	Total	89	54	11	20	2	0	8	14	6	11	205	263	0	0	24	105	345	467	812
College of Business Administration	UG	23	28	47	61	0	0	64	51	13	7	950	666	1	1	30	18	1,128	832	1,960
	Total	23	28	47	61	0	0	64	51	13	7	950	666	1	1	30	18	1,128	832	1,960
School of Dental Medicine	UG	0	1	0	5	0	0	1	2	0	2	1	54	0	0	0	11	2	75	77
	GR	7	1	0	0	0	0	1	0	0	0	11	7	0	0	9	4	28	12	40
	FP	3	12	1	1	2	2	23	19	16	7	147	65	0	0	14	10	206	116	322
	Total	10	14	1	6	2	2	25	21	16	9	159	126	0	0	23	25	236	203	439
School of Nursing	UG	0	2	2	30	0	1	2	12	0	3	52	429	1	0	5	16	62	493	555
	GR	2	6	1	12	0	0	1	8	2	5	39	297	0	0	9	24	54	352	406
	Total	2	8	3	42	0	1	3	20	2	8	91	726	1	0	14	40	116	845	961
School of Pharmacy	UG	0	1	3	3	0	0	4	18	0	1	65	101	0	0	6	12	78	136	214
	GR	15	6	0	0	0	1	1	0	0	0	3	4	0	0	4	0	23	11	34
	FP	0	0	4	2	0	0	2	7	0	2	70	114	0	0	3	4	79	129	208
	Total	15	7	7	5	0	1	7	25	0	3	138	219	0	0	13	16	180	276	456
Graduate School of Public Health	GR	52	88	19	40	0	2	12	26	3	8	106	222	0	0	19	40	211	426	637
	Total	52	88	19	40	0	2	12	26	3	8	106	222	0	0	19	40	211	426	637
School of Medicine	GR	46	65	3	3	0	1	12	9	1	3	72	81	0	0	57	60	191	222	413
	FP	0	0	7	12	3	1	30	24	1	2	77	59	0	0	202	175	320	273	593
	Total	46	65	10	15	3	2	42	33	2	5	149	140	0	0	259	235	511	495	1,006
School of Health and Rehabilitation Sciences	UG	1	1	10	25	0	0	3	16	2	4	92	276	0	0	4	7	112	329	441
	GR	41	76	7	17	0	0	4	9	1	2	103	332	0	0	15	39	171	475	646
	Total	42	77	17	42	0	0	7	25	3	6	195	608	0	0	19	46	283	804	1,087
Univ Center for Social and Urban Research	GR	0	0	0	1	0	0	0	0	0	1	0	1	0	0	2	4	2	7	9
	Total	0	0	0	1	0	0	0	0	0	1	0	1	0	0	2	4	2	7	9
Pittsburgh Campus Totals	UG	82	112	570	891	13	11	432	460	100	113	6,892	7,008	8	5	348	382	8,445	8,982	17,427
	GR	936	749	134	264	8	6	89	141	50	83	1,869	3,105	1	2	388	463	3,475	4,813	8,288
	FP	17	26	23	38	5	4	71	74	25	16	541	426	0	0	326	255	1,008	839	1,847
	Total	1,035	887	727	1,193	26	21	592	675	175	212	9,302	10,539	9	7	1,062	1,100	12,928	14,634	27,562

**Headcount Enrollment by School, Race, Sex and Level
Pittsburgh Campus, Regional Campuses and University Total
Fall Term 2008**

School/Campus	Level	International		Black Non-Hispanic		American Indian/Alaskan Native		Asian/Pacific Islander		Hispanic		White Non-Hispanic		Multi-Race		Race Unknown		Total		Grand Total
		M	F	M	F	M	F	M	F	M	F	M	F	M	F	M	F	M	F	
University of Pittsburgh at Johnstown	UG	6	1	28	35	3	0	22	23	10	13	1,515	1,314	1	2	26	33	1,611	1,421	3,032
	Total	6	1	28	35	3	0	22	23	10	13	1,515	1,314	1	2	26	33	1,611	1,421	3,032
University of Pittsburgh at Greensburg	UG	4	5	45	52	1	1	31	22	11	7	776	795	0	0	37	39	905	921	1,826
	Total	4	5	45	52	1	1	31	22	11	7	776	795	0	0	37	39	905	921	1,826
University of Pittsburgh at Titusville	UG	0	0	48	48	2	2	4	8	3	7	126	274	1	2	10	28	194	369	563
	Total	0	0	48	48	2	2	4	8	3	7	126	274	1	2	10	28	194	369	563
University of Pittsburgh at Bradford	UG	0	2	32	46	1	5	22	13	13	7	544	713	0	3	50	51	662	840	1,502
	Total	0	2	32	46	1	5	22	13	13	7	544	713	0	3	50	51	662	840	1,502
Regional Campuses Totals	UG	10	8	153	181	7	8	79	66	37	34	2,961	3,096	2	7	123	151	3,372	3,551	6,923
	Total	10	8	153	181	7	8	79	66	37	34	2,961	3,096	2	7	123	151	3,372	3,551	6,923
University Totals	UG	92	120	723	1,072	20	19	511	526	137	147	9,853	10,104	10	12	471	533	11,817	12,533	24,350
	GR	936	749	134	264	8	6	89	141	50	83	1,869	3,105	1	2	388	463	3,475	4,813	8,288
	FP	17	26	23	38	5	4	71	74	25	16	541	426	0	0	326	255	1,008	839	1,847
	Total	1,045	895	880	1,374	33	29	671	741	212	246	12,263	13,635	11	14	1,185	1,251	16,300	18,185	34,485

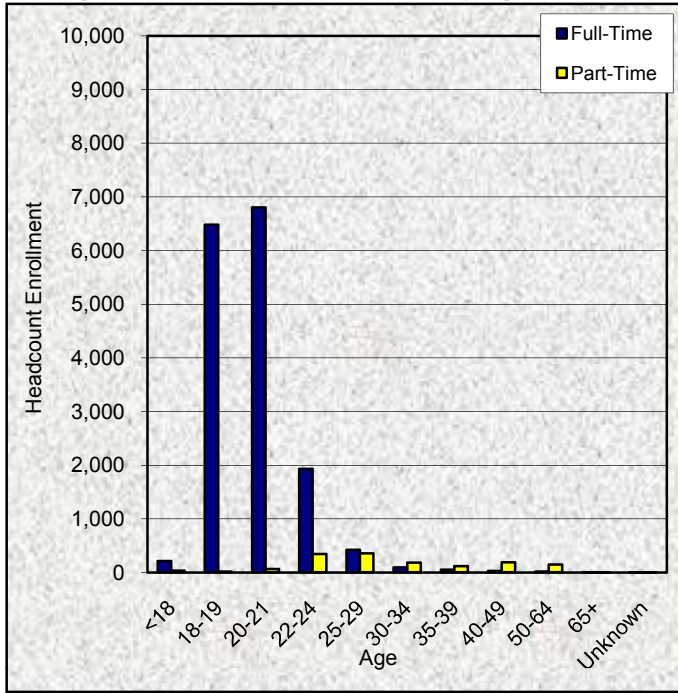
**Headcount Enrollment by Level, Status, Residency, and Race
Pittsburgh Campus
Fall Term 2008**

Total Pittsburgh Campus Headcount Enrollment: 27,562

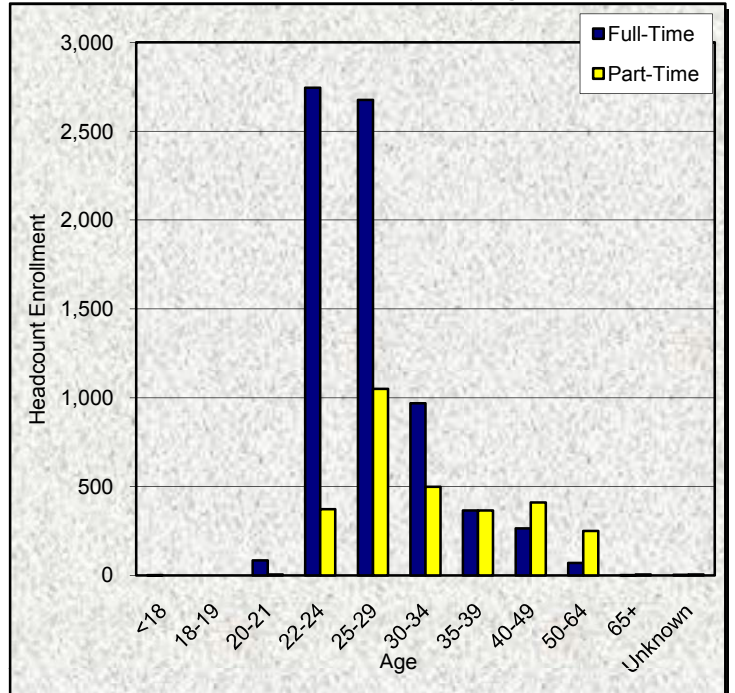


Headcount Enrollment by Age, Level, and Status Pittsburgh Campus Fall Term 2008

Undergraduate Headcount Enrollment by Age and Status



Graduate Headcount Enrollment by Age and Status



Age	Undergraduate			Graduate			Total		
	Full-Time	Part-Time	Total	Full-Time	Part-Time	Total	Full-Time	Part-Time	Total
<18	210	30	240	1	0	1	211	30	241
18-19	6,481	12	6,493	0	0	0	6,481	12	6,493
20-21	6,802	62	6,864	83	5	88	6,885	67	6,952
22-24	1,927	339	2,266	2,745	372	3,117	4,672	711	5,383
25-29	418	352	770	2,676	1,049	3,725	3,094	1,401	4,495
30-34	88	178	266	969	498	1,467	1,057	676	1,733
35-39	47	113	160	364	365	729	411	478	889
40-49	22	186	208	264	411	675	286	597	883
50-64	10	144	154	69	251	320	79	395	474
65+	1	3	4	1	5	6	2	8	10
Unknown	1	1	2	2	5	7	3	6	9
Total	16,007	1,420	17,427	7,174	2,961	10,135	23,181	4,381	27,562
Average Age	20	32	21	27	33	29	22	33	24

Note: Graduate figures include graduate and doctorate - professional practice students.

**Headcount and FTE Enrollment by Status
Pittsburgh Campus, Regional Campuses and University Total
Fall Terms 2003 - 2008**

			2003	2004	2005	2006	2007	2008
Pittsburgh Campus	Pittsburgh	Full-Time	21,562	21,595	21,776	22,123	22,489	23,181
		Part-Time	5,233	5,136	4,783	4,737	4,531	4,381
		Total Headcount	26,795	26,731	26,559	26,860	27,020	27,562
	FTE	23,655.2	23,649.4	23,689.2	24,017.8	24,301.4	24,933.4	
	Total Headcount		26,795	26,731	26,559	26,860	27,020	27,562
	FTE		23,655.2	23,649.4	23,689.2	24,017.8	24,301.4	24,933.4
Regional Campuses	University of Pittsburgh at Johnstown	Full-Time	2,822	2,946	2,915	2,895	2,937	2,887
		Part-Time	324	263	258	247	184	145
		Total Headcount	3,146	3,209	3,173	3,142	3,121	3,032
		FTE	2,951.6	3,051.2	3,018.2	2,993.8	3,010.6	2,945.0
	University of Pittsburgh at Greensburg	Full-Time	1,711	1,656	1,641	1,565	1,640	1,678
		Part-Time	207	208	155	139	137	148
		Total Headcount	1,918	1,864	1,796	1,704	1,777	1,826
		FTE	1,793.8	1,739.2	1,703.0	1,620.6	1,694.8	1,737.2
	University of Pittsburgh at Titusville	Full-Time	392	422	413	408	454	428
		Part-Time	124	143	134	127	119	135
		Total Headcount	516	565	547	535	573	563
		FTE	441.6	479.2	466.6	458.8	501.6	482.0
	University of Pittsburgh at Bradford	Full-Time	1,035	1,076	1,011	1,128	1,193	1,322
		Part-Time	382	351	307	205	214	180
		Total Headcount	1,417	1,427	1,318	1,333	1,407	1,502
FTE		1,187.8	1,216.4	1,133.8	1,210.0	1,278.6	1,394.0	
Total Headcount		6,997	7,065	6,834	6,714	6,878	6,923	
FTE		6,374.8	6,486.0	6,321.6	6,283.2	6,485.6	6,558.2	
University Total Headcount			33,792	33,796	33,393	33,574	33,898	34,485
FTE			30,030.0	30,135.4	30,010.8	30,301.0	30,787.0	31,491.6

**Headcount Enrollment by Level, Residency and Status
Pittsburgh Campus, Regional Campuses and University Total
Fall Term 2008**

Pittsburgh Pittsburgh	Full-Time		Part-Time		Total	
Undergraduate						
Pennsylvania Residents	12,588	79%	1,361	96%	13,949	80%
Out-of-State Residents	<u>3,419</u>	21%	<u>59</u>	4%	<u>3,478</u>	20%
	16,007		1,420		17,427	
Graduate						
Pennsylvania Residents	3,394	47%	2,621	89%	6,015	59%
Out-of-State Residents	<u>3,780</u>	53%	<u>340</u>	11%	<u>4,120</u>	41%
	7,174		2,961		10,135	
Pittsburgh Summary						
Pennsylvania Residents	15,982	69%	3,982	91%	19,964	72%
Out-of-State Residents	<u>7,199</u>	31%	<u>399</u>	9%	<u>7,598</u>	28%
	23,181		4,381		27,562	

Regional Johnstown	Full-Time		Part-Time		Total	
Undergraduate						
Pennsylvania Residents	2,840	98%	143	99%	2,983	98%
Out-of-State Residents	<u>47</u>	2%	<u>2</u>	1%	<u>49</u>	2%
	2,887		145		3,032	
Greensburg						
Undergraduate						
Pennsylvania Residents	1,636	97%	146	99%	1,782	98%
Out-of-State Residents	<u>42</u>	3%	<u>2</u>	1%	<u>44</u>	2%
	1,678		148		1,826	
Titusville						
Undergraduate						
Pennsylvania Residents	394	92%	135	100%	529	94%
Out-of-State Residents	<u>34</u>	8%	<u>0</u>	0%	<u>34</u>	6%
	428		135		563	
Bradford						
Undergraduate						
Pennsylvania Residents	1,090	82%	168	93%	1,258	84%
Out-of-State Residents	<u>232</u>	18%	<u>12</u>	7%	<u>244</u>	16%
	1,322		180		1,502	
Regional Summary						
Pennsylvania Residents	5,960	94%	592	97%	6,552	95%
Out-of-State Residents	<u>355</u>	6%	<u>16</u>	3%	<u>371</u>	5%
	6,315		608		6,923	

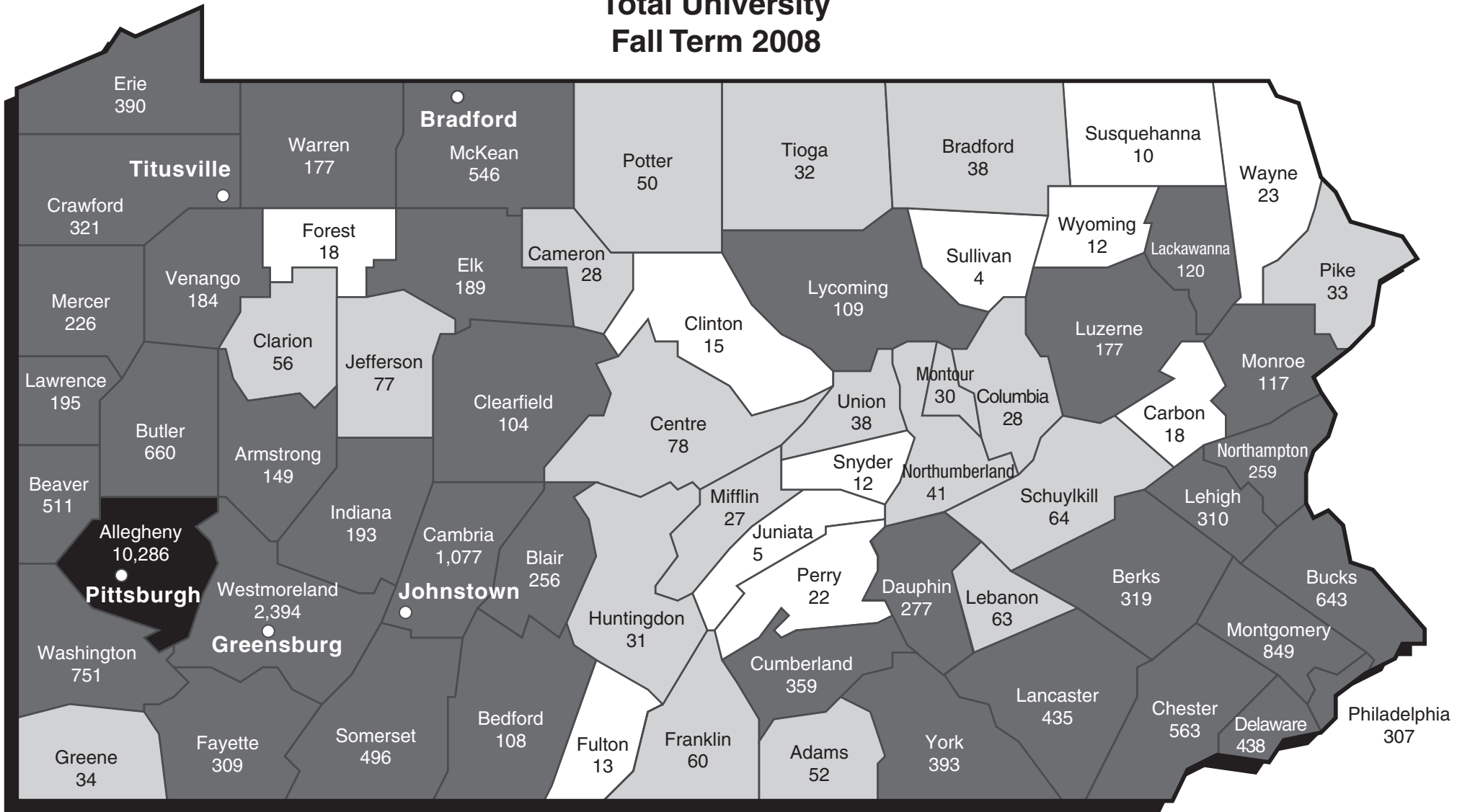
University Total

Pennsylvania Residents	21,942	74%	4,574	92%	26,516	77%
Out-of-State Residents	<u>7,554</u>	26%	<u>415</u>	8%	<u>7,969</u>	23%
	29,496		4,989		34,485	

Headcount Enrollment by Pennsylvania County

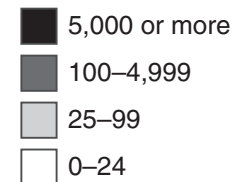
Total University

Fall Term 2008



Note: Figures include undergraduate, graduate, and first professional students.

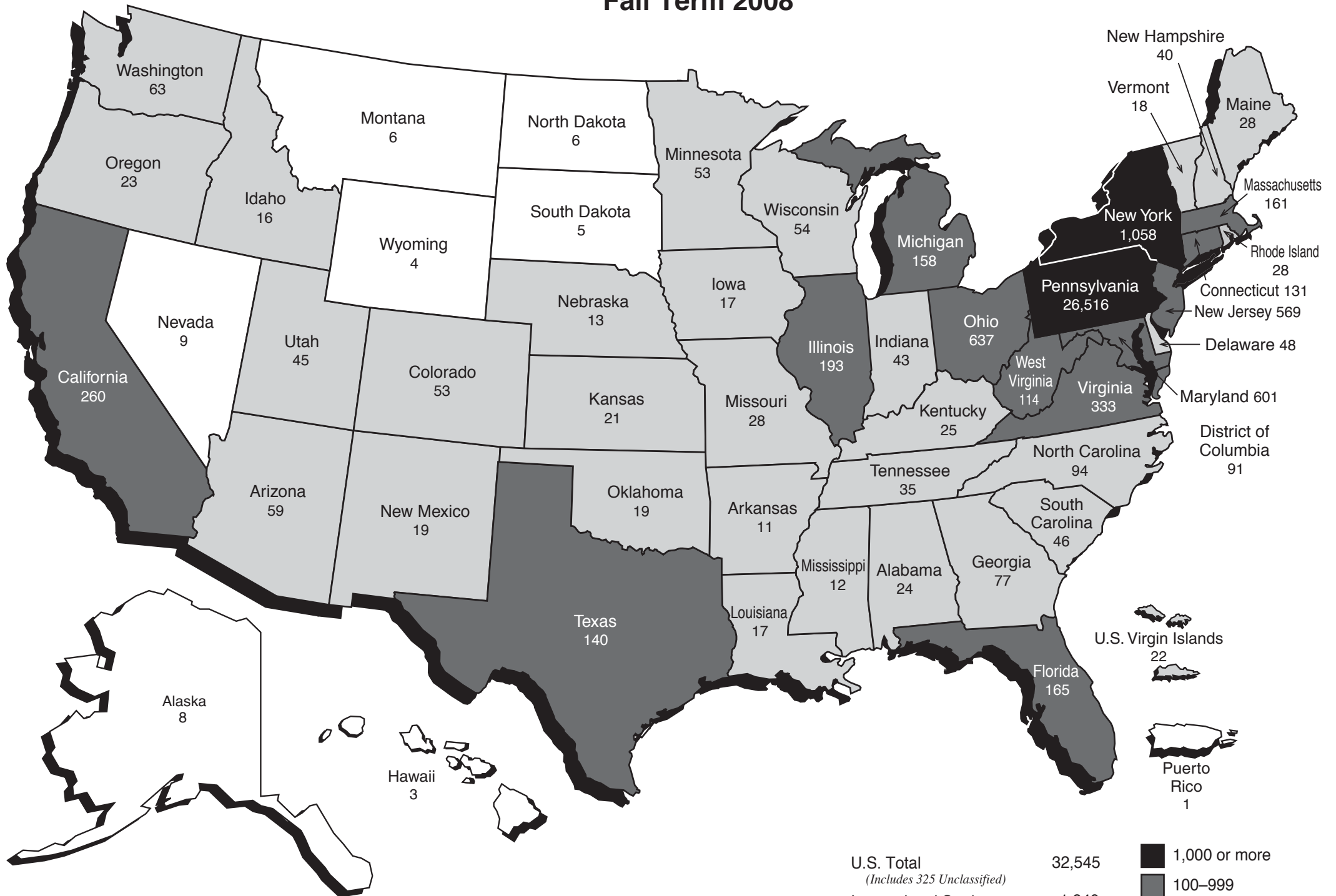
Pennsylvania Students <i>(Includes 307 Unclassified)</i>	26,516	76.9%
Other U.S. Students	6,029	17.5%
International Students	1,940	5.6%
TOTAL	<u>34,485</u>	<u>100.0%</u>



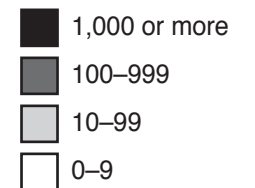
Headcount Enrollment by State or Territory

Total University

Fall Term 2008



U.S. Total	32,545
<i>(Includes 325 Unclassified)</i>	
International Students	1,940
TOTAL	<u><u>34,485</u></u>



Note: Figures include undergraduate, graduate, and doctorate-professional practice students.

Headcount Enrollment of International Students by Country of Origin Pittsburgh Campus Fall Term 2008

Afghanistan	1	Ghana	6	Portugal	1
Albania	1	Greece	6	Romania	6
Antigua and Barbuda	1	Guatemala	3	Russia	18
Argentina	12	Hong Kong	12	Saint Lucia	2
Australia	8	Hungary	2	Saudi Arabia	34
Austria	1	Iceland	2	Serbia	5
Azerbaijan	3	India	260	Singapore	2
Bahamas, The	1	Indonesia	13	Slovakia	8
Bahrain	1	Iran	15	South Africa	5
Bangladesh	7	Ireland	1	Spain	9
Belarus	1	Israel	8	Sri Lanka	4
Belgium	1	Italy	7	St Vincent and the Grenadines	1
Belize	1	Jamaica	6	Sweden	3
Benin	1	Japan	39	Switzerland	1
Bolivia	6	Jordan	9	Syria	1
Botswana	2	Kazakhstan	5	Taiwan	136
Brazil	34	Kenya	4	Thailand	39
Bulgaria	8	Korea, Republic of	175	Trinidad and Tobago	4
Burma (Myanmar)	1	Kuwait	12	Turkey	61
Cameroon	2	Latvia	1	Turkmenistan	1
Canada	49	Lebanon	9	Uganda	3
Cape Verde	1	Liberia	1	Ukraine	6
Chile	6	Libya	6	United Arab Emirates	2
China	489	Macedonia	1	United Kingdom	10
Columbia	34	Malaysia	16	Uruguay	1
Costa Rica	7	Mali	1	Venezuela	4
Croatia	1	Mexico	18	Vietnam	3
Cyprus	4	Moldova	1	West Bank	1
Czech Republic	62	Mongolia	4	Yemen	2
Czechoslovakia	1	Nepal	5	Yugoslavia	5
Dominica	1	New Zealand	3	Zambia	1
Dominican Republic	1	Nicaragua	1	Zimbabwe	4
Ecuador	10	Nigeria	15	Unclassified	3
Egypt	9	Norway	2		
El Salvador	1	Pakistan	13		
Equatorial Guinea	1	Panama	1		
Finland	3	Peru	16		
France	13	Philippines	5		
Gabon	1	Poland	8		
Georgia	1	The Netherlands	6		
Germany	29	The Netherlands Antilles	1		
				Pittsburgh Campus Total	<u>1,922</u>

The ten countries from which the most international students originate are listed in descending order: China, India, Republic of Korea, Taiwan, Czech Republic, Turkey, Canada, Japan, Thailand, and Brazil.

Notes: Figures include undergraduate, graduate and doctorate - professional practice students.
There are 18 international students enrolled at the regional campuses.
Total international student enrollment: 1,940.



Degree and Certificate Programs

**Number of Degrees Conferred by Degree Category and School
Pittsburgh Campus, Regional Campuses, and University Total
Fiscal Year 2004 to 2008**

	2004	2005	2006	2007	2008
Pittsburgh Campus					
Baccalaureate					
School of Arts and Sciences	2,135	2,159	2,189	2,037	2,124
College of General Studies	325	374	321	281	293
School of Education	39	63	52	46	74
Swanson School of Engineering	368	365	371	385	475
School of Social Work	58	52	37	34	26
School of Information Sciences	120	97	85	56	42
College of Business Administration	498	483	533	501	503
School of Nursing	170	206	197	192	204
School of Health and Rehabilitation Sciences	148	190	149	181	172
Baccalaureate Total	3,861	3,989	3,934	3,713	3,913
Master's					
School of Arts and Sciences	165	175	192	176	192
Joseph M. Katz Graduate School of Business	284	351	292	300	358
School of Education	325	296	317	476	318
Swanson School of Engineering	127	123	116	92	117
School of Law	13	9	10	13	12
Graduate School of Public and International Affairs	144	177	206	170	172
School of Social Work	201	164	236	211	212
School of Information Sciences	249	263	241	251	264
School of Dental Medicine	5	0	0	0	0
School of Nursing	73	93	89	105	78
School of Pharmacy	2	0	0	1	0
Graduate School of Public Health	105	92	93	123	127
School of Medicine	21	23	23	23	26
School of Health and Rehabilitation Sciences	103	89	95	144	130
Master's Total	1,817	1,855	1,910	2,085	2,006
Doctorate					
School of Arts and Sciences	125	119	142	146	161
Joseph M. Katz Graduate School of Business	8	11	16	11	15
School of Education	66	56	50	59	61
Swanson School of Engineering	33	41	49	44	37
Graduate School of Public and International Affairs	12	2	9	12	8
School of Social Work	6	11	7	2	11
School of Information Sciences	11	15	6	12	15
School of Nursing	6	8	5	5	9
School of Pharmacy	3	6	6	4	3
Graduate School of Public Health	30	33	28	36	38
School of Medicine	26	15	38	44	34

**Number of Degrees Conferred by Degree Category and School
Pittsburgh Campus, Regional Campuses, and University Total
Fiscal Year 2004 to 2008**

	2004	2005	2006	2007	2008
Pittsburgh Campus					
School of Health and Rehabilitation Sciences	56	55	57	49	71
Doctorate Total	<u>382</u>	<u>372</u>	<u>413</u>	<u>424</u>	<u>463</u>
Doctorate - Professional Practice					
School of Law	283	271	227	256	256
School of Dental Medicine	79	76	66	84	72
School of Pharmacy	85	76	98	100	96
School of Medicine	151	141	126	146	139
Doctorate - Professional Practice Total	<u>598</u>	<u>564</u>	<u>517</u>	<u>586</u>	<u>563</u>
Pittsburgh Campus Total	6,658	6,780	6,774	6,808	6,945
Regional Campus					
Associate					
University of Pittsburgh at Johnstown	19	14	12	17	21
University of Pittsburgh at Titusville	34	33	41	50	49
University of Pittsburgh at Bradford	44	44	40	35	34
Associate Total	<u>97</u>	<u>91</u>	<u>93</u>	<u>102</u>	<u>104</u>
Baccalaureate					
University of Pittsburgh at Johnstown	445	501	552	554	533
University of Pittsburgh at Greensburg	266	297	306	261	225
University of Pittsburgh at Bradford	164	149	192	184	191
Baccalaureate Total	<u>875</u>	<u>947</u>	<u>1,050</u>	<u>999</u>	<u>949</u>
Regional Campus Total	972	1,038	1,143	1,101	1,053
UNIVERSITY TOTAL	<u><u>7,630</u></u>	<u><u>7,818</u></u>	<u><u>7,917</u></u>	<u><u>7,909</u></u>	<u><u>7,998</u></u>

**Number of Degree Programs Offered by Degree Category and Degree Type
Pittsburgh Campus, Regional Campuses, and University Total
Fall Term 2008**

UNIVERSITY DEGREE PROGRAMS, TOTAL			433
PITTSBURGH CAMPUS DEGREE PROGRAMS, TOTAL			326
Baccalaureate Degree Programs, Total			103
Bachelor of Arts	BA		48
Bachelor of Arts in Social Work	BASW		1
Bachelor of Philosophy ¹	BPhil		2
Bachelor of Science	BS		36
Bachelor of Science in Business Administration	BSBA		4
Bachelor of Science in Engineering	BSE		9
Bachelor of Science in Nursing	BSN		3
Master's Degree Programs, Total			130
Master of Arts	MA		32
Master of Arts in Teaching	MAT		1
Master of Business Administration	MBA		3
Master of Dental Science	MDS		5
Master of Education	MEd		3
Master of Fine Arts	MFA		2
Master of Health Administration	MHA		1
Master of International Business	MIB		1
Master of International Development	MID		3
Master of Library and Information Science	MLIS		1
Master of Occupational Therapy	MOT		1
Master of Public Administration	MPA		3
Master of Public Health	MPH		9
Master of Public and International Affairs	MPIA		3
Master of Public Policy and Management	MPPM		1
Master of Science	MS		44
Master of Science in Bioengineering	MSBENG		1
Master of Science in Chemical Engineering	MSChE		1
Master of Science in Civil Engineering	MSCE		1
Master of Science in Computer Engineering	MSCOE		1
Master of Science in Electrical Engineering	MSEE		1
Master of Science in Industrial Engineering	MSIE		1
Master of Science in Information Science	MSIS		1
Master of Science in Materials Science and Engineering	MSMSE		1
Master of Science in Mechanical Engineering	MSME		1
Master of Science in Nursing	MSN		4
Master of Science in Petroleum Engineering	MSPE		1
Master of Science in Telecommunications	MST		1
Master of Social Work	MSW		1
Master of Studies in Law	MSL		1
Doctor's Degree - Research/Scholarship Programs, Total			88
Doctor of Audiology	AuD		1
Doctor of Clinical Science	CSCD		1
Doctor of Education	EdD		2
Doctor of Jurisprudence	JSD		1
Doctor of Nursing Practice	DNP		4
Doctor of Philosophy	PhD		73
Doctor of Physical Therapy	DPT		1
Doctor of Public Health	DrPH		5

**Number of Degree Programs Offered by Degree Category and Degree Type
Pittsburgh Campus, Regional Campuses, and University Total
Fall Term 2008**

PITTSBURGH CAMPUS (continued)

Doctor's Degree - Professional Practice Programs, Total			5
Doctor of Dental Medicine	DMD		1
Doctor of Medicine	MD		1
Doctor of Pharmacy	PharmD		1
Juris Doctor	JD		1
Master of Laws	LLM		1

REGIONAL CAMPUSES DEGREE PROGRAMS, TOTAL **107**

JOHNSTOWN CAMPUS DEGREE PROGRAMS, TOTAL **34**

Associate Degree Programs, Total			3
Associate of Science	AS		3
Baccalaureate Degree Programs, Total			31
Bachelor of Arts	BA		17
Bachelor of Science	BS		11
Bachelor of Science in Civil Engineering Technology	BSCET		1
Bachelor of Science in Electrical Engineering Technology	BSEET		1
Bachelor of Science in Mechanical Engineering Technology	BSMET		1

GREENSBURG CAMPUS DEGREE PROGRAMS, TOTAL **22**

Baccalaureate Degree Programs, Total			22
Bachelor of Arts	BA		12
Bachelor of Science	BS		10

TITUSVILLE CAMPUS DEGREE PROGRAMS, TOTAL **8**

Associate Degree Program Total			8
Associate of Arts	AA		2
Associate of Science	AS		6

BRADFORD CAMPUS DEGREE PROGRAMS, TOTAL **43**

Associate Degree Programs, Total			5
Associate of Arts	AA		1
Associate of Science	AS		4
Baccalaureate Degree Programs, Total			38
Bachelor of Arts	BA		14
Bachelor of Science	BS		23
Bachelor of Science in Nursing	BSN		1

¹The Bachelor of Philosophy degree (BPhil) is offered through the Honors College and is available in all baccalaureate programs. As such, it is enumerated only once in this table. The one exception to that is the Arts and Sciences degree program, International and Area Studies, in which the sole baccalaureate awarded in that program is the BPhil.

Notes: Figures shown reflect those degree programs which are currently offered.

Application to certain programs, and the subsequent conferring of specific, non-terminal degrees in these programs, may be contingent upon departmental guidelines.

The above figures do not include the combined major and numerous dual, joint, and cooperative degree programs.

**Number of Degree Programs Offered by Degree Category and School
Pittsburgh Campus, Regional Campuses, and University Total
Fall Term 2008**

SCHOOL	Associate	Baccalaureate	Master's	Doctor's Degree		Total
				Research/ Scholarship	Professional Practice	
Pittsburgh Campus						
Arts and Sciences	0	63	46	32	0	141
General Studies	0	12	0	0	0	12
Honors College	0	1	0	0	0	1
Katz Graduate School of Business	0	0	5	1	0	6
Education	0	2	10	7	0	19
Swanson School of Engineering	0	9	9	9	0	27
Law	0	0	1	1	2	4
Public and International Affairs	0	0	10	1	0	11
Social Work	0	1	1	1	0	3
Information Sciences	0	1	3	2	0	6
College of Business Administration	0	4	0	0	0	4
Dental Medicine	0	0	5	0	1	6
Nursing	0	3	4	5	0	12
Pharmacy	0	0	2	1	1	4
Public Health	0	0	16	12	0	28
Medicine	0	0	11	11	1	23
Health and Rehabilitation Sciences	0	7	7	5	0	19
Pittsburgh Campus Total	0	103	130	88	5	326
Regional Campuses						
Johnstown	3	31	0	0	0	34
Greensburg	0	22	0	0	0	22
Titusville	8	0	0	0	0	8
Bradford	5	38	0	0	0	43
Regional Campuses Total	16	91	0	0	0	107
UNIVERSITY TOTAL	<u>16</u>	<u>194</u>	<u>130</u>	<u>88</u>	<u>5</u>	<u>433</u>

Notes: Degree programs enumerated here are those that are currently offered, that is, those to which students can be admitted.

Application to certain programs, and the subsequent conferring of specific, non-terminal degrees in these programs, are contingent upon departmental guidelines.

The Bachelor of Philosophy degree (BPhil) is offered through the Honors College and is available in all baccalaureate programs. As such, it is enumerated only once in this table. The one exception to that is the Arts and Sciences degree program, International and Area Studies, in which the sole baccalaureate awarded in that program is the BPhil.

Offered in addition to those programs enumerated here are the combined major and numerous dual, joint and cooperative degree programs.

**Degree and Certificate Programs Offered by School and Degree and CertificateType
Fall Term 2008**

School and Program	Undergraduate Certificate	Graduate Certificate	Associate	Baccalaureate	Master's	Doctor's Degree Research/Scholarship	Doctor's Degree Professional Practice
Arts and Sciences - Humanities							
American Sign Language	CERT						
Architectural Studies				BA			
Bioethics					MA		
Children's Literature	CERT						
Chinese				BA			
Classics				BA	MA	PhD	
Communication: Rhetoric and Communication				BA	MA	PhD	
Composition, Literacy, and Pedagogy		ADVCTM ADVCTD					
Cultural Studies		ADVCTM ADVCTD					
East Asian Studies					MA		
English					MA MFA	PhD	
English Literature				BA			
English Writing				BA			
Film Studies		ADVCTM ADVCTD		BA			
French				BA	MA	PhD	
German				BA			
German Language	CERT						
Germanic Language and Literature					MA	PhD	
Hispanic Language and Literature					MA	PhD	
Hispanic Linguistics					MA	PhD	
History and Philosophy of Science				BA	MA	PhD	
History of Art and Architecture				BA	MA	PhD	
Italian				BA	MA		
Japanese				BA			
Jewish Studies	CERT						
Linguistics				BA	MA	PhD	
Medieval and Renaissance Studies	CERT	ADVCT					
Music				BA	MA	PhD	
Philosophy				BA	MA	PhD	
Polish				BA			
Public and Professional Writing	CERT						
Religion, Cooperative Program in						PhD	
Religious Studies				BA	MA		
Russian				BA			
Slavic Languages and Literatures					MA	PhD	
Slavic Studies				BA			
Spanish				BA			
Studio Arts				BA			
Teaching English to Speakers of Other Languages		ADVCT					
Theatre Arts				BA	MA MFA	PhD	
Arts and Sciences - Natural Sciences							
Actuarial Mathematics				BS			
Applied Mathematics				BS	MA MS		
Applied Statistics					MA MS		
Bioinformatics				BS			
Biological Sciences				BS	MS	PhD	
Chemistry				BS	MS	PhD	

**Degree and Certificate Programs Offered by School and Degree and CertificateType
Fall Term 2008**

School and Program	Undergraduate Certificate	Graduate Certificate	Associate	Baccalaureate	Master's	Doctor's Degree Research/Scholarship	Doctor's Degree Professional Practice
Arts and Sciences - Natural Sciences (continued)							
Computer Engineering					MS	PhD	
Computer Science				BS	MS	PhD	
Ecology and Evolution				BS			
Environmental Geology				BS			
Environmental Studies				BA			
Geographic Information Systems	CERT				MS		
Geology				BS			
Geology and Planetary Science					MS	PhD	
Intelligent Systems					MS	PhD	
Mathematics				BS	MA MS	PhD	
Mathematics Professional Program					MS		
Mathematics-Economics				BA BS			
Mathematics-Philosophy				BA BS			
Microbiology				BS			
Molecular Biology				BS			
Molecular Biophysics and Structural Biology					MS	PhD	
Neuroscience				BS	MS	PhD	
Photonics	CERT						
Physics				BS	MS	PhD	
Physics and Astronomy				BA BS			
Psychology				BS	MS	PhD	
Scientific Computing		ADVCT		BS			
Statistics				BS	MA MS	PhD	
Arts and Sciences - Social Sciences							
Africana Studies				BA			
Anthropology				BA	MA	PhD	
Economics				BA BS	MA	PhD	
Economics - Statistics				BS			
History				BA	MA	PhD	
History Education					MA		
Political Science				BA	MA	PhD	
Sociology				BA	MA	PhD	
Urban Studies				BA			
Arts and Sciences - Other							
Africana Studies - English				BA			
Business (Dual Major Program)				BA BS			
Conceptual Foundations of Medicine	CERT						
Historic Preservation	CERT						
Interdisciplinary Studies				BA BS			
International and Area Studies				BPhil			
Leadership	CERT						
Politics - Philosophy				BA			
Study of Women, Gender, and Sexuality	CERT	ADVCTM ADVCTD					

Degree and Certificate Programs Offered by School and Degree and Certificate Type Fall Term 2008

School and Program	Undergraduate Certificate	Graduate Certificate	Associate	Baccalaureate	Master's	Doctor's Degree Research/Scholarship	Doctor's Degree Professional Practice
General Studies							
Accounting	CERT						
Administration of Justice				BA			
Communication	CERT						
Community Health Assessment	CERT						
Corporate/Community Relations	CERT						
Dental Hygiene				BS			
Digital Media	CERT						
Engineering and Technology		ADVCT					
Health Services				BA			
Humanities Area				BA			
Information System Design	CERT						
Legal Studies				BA			
Liberal Studies				BA			
Managing Health Services Programs and Projects	CERT						
Media and Professional Communications				BA			
Natural Sciences Area				BS			
Nonprofit Management	CERT						
Public Service				BA			
Self Design				BA BS			
Social Sciences Area				BA			
Statistical Quality Control	CERT						
Study of Women, Gender, and Sexuality	CERT						
Writing	CERT						
Writing for the Professions	CERT						
Honors College							
Bachelor of Philosophy				BPhil			
Katz Graduate School of Business							
Business Administration (11-month MBA Program)					MBA	PhD	
Business Administration (Two-Year MBA Program)					MBA		
Executive MBA Program					MBA		
International Business					MIB		
Management of Information Systems					MS		
Education							
Adapted Physical Education		ADVCT					
Administrative and Policy Studies					MA MEd	PhD EdD	
Applied Developmental Psychology				BS			
Educational Administration		ADVCT					
Educational Supervision		ADVCT					
Health and Physical Activity				BS	MS	PhD	
Instruction and Learning					MA MS MEd MAT	PhD EdD	
Learning Sciences and Policy						PhD	
Orientation and Mobility		ADVCT					
Psychology in Education					MA MS MEd	PhD	
Reading (Specialist)		ADVCT					
Teaching		ADVCT					
Youth Health and Fitness		ADVCT					

**Degree and Certificate Programs Offered by School and Degree and CertificateType
Fall Term 2008**

School and Program	Undergraduate Certificate	Graduate Certificate	Associate	Baccalaureate	Master's	Doctor's Degree Research/Scholarship	Doctor's Degree Professional Practice
Swanson School of Engineering							
Bioengineering				BSE	MSBENG	PhD	
Chemical Engineering				BSE	MSChE	PhD	
Civil Engineering				BSE	MSCE	PhD	
Civil Engineering and Architectural Studies	CERT						
Clinical Cardiovascular Engineering		ADVCT					
Computer Engineering				BSE	MSCOE	PhD	
Electrical Engineering				BSE	MSEE	PhD	
Energy Resource Utilization	CERT						
Engineering Physics				BSE			
Fessenden Honors Engineering	CERT						
Industrial Engineering				BSE	MSIE	PhD	
Interdisciplinary PhD Program						PhD	
International Engineering Studies	CERT						
Materials Science and Engineering				BSE	MSMSE	PhD	
Mechanical Engineering				BSE	MSME	PhD	
Nuclear Engineering	CERT	ADVCTM ADVCTD					
Petroleum Engineering					MSPE		
Product Realization	CERT						
Rehabilitation Engineering	CERT	ADVCT					
Sustainable Engineering	CERT						
Law							
Civil Litigation		ADVCT					
Disability Legal Studies		ADVCTM					
Environmental Law Science and Policy		ADVCT					
Health Law		ADVCT					
Intellectual Property and Technology Law		ADVCT					
International and Comparative Law		ADVCT					LLM
Law					MSL	JSD	JD
Public and International Affairs							
Development Planning and Environmental Sustainability					MID		
Global Political Economy					MPIA		
Human Security					MPIA MID		
Non-Government Organizations and Civil Society					MID		
Policy Research and Analysis					MPA		
Public and International Affairs						PhD	
Public and Nonprofit Management					MPA		
Public Policy and Management					MPPM		
Security and Intelligence Studies					MPIA		
Urban and Regional Affairs					MPA		
Social Work							
Gerontology		ADVCT					
Social Work	CERT			BASW	MSW	PhD	

Degree and Certificate Programs Offered by School and Degree and CertificateType Fall Term 2008

School and Program	Undergraduate Certificate	Graduate Certificate	Associate	Baccalaureate	Master's	Doctor's Degree Research/Scholarship	Doctor's Degree Professional Practice
Information Sciences							
Information Science		ADVCT		BS	MSIS	PhD	
Library and Information Science		ADVCT			MLIS	PhD	
Telecommunications		ADVCT			MST		
College of Business Administration							
Accounting				BSBA			
Finance				BSBA			
General Management				BSBA			
International Business	CERT						
Leadership and Ethics	CERT						
Marketing				BSBA			
Dental Medicine							
Anesthesiology		ADVCT					
Dental Hygiene	CERT						
Dental Medicine							DMD
Endodontics		ADVCT			MDS		
Maxillofacial Prosthodontics		ADVCT					
Oral and Maxillofacial Pathology		ADVCTM					
Orthodontics and Dentofacial Orthopedics		ADVCT			MDS		
Pediatric Dentistry		ADVCT			MDS		
Periodontics		ADVCT			MDS		
Prosthodontics		ADVCT			MDS		
Nursing							
Acute Care Nurse Practitioner		ADVCTM					
Adult Nurse Practitioner		ADVCTM					
Clinical Nurse Specialist					MSN	DNP	
Healthcare Genetics		ADVCTM					
Healthcare Administration		ADVCTM					
Neonatal Nurse Practitioner		ADVCTM					
Nurse Anesthesia					MSN	DNP	
Nurse Practitioner					MSN	DNP	
Nurse Specialty Role					MSN	DNP	
Nursing				BSN		PhD	
Nursing - RN to BSN				BSN			
Nursing - RN to MSN				BSN			
Nursing Education		ADVCTM					
Nursing Informatics		ADVCTM					
Pediatric Nurse Practitioner		ADVCTM					
Psychiatric Nurse Practitioner		ADVCTM					
Women's Health Nurse Practitioner		ADVCTM					
Pharmacy							
Pharmaceutical Sciences					MS	PhD	
Pharmacy							PharmD
Pharmacy Administration					MS		

Degree and Certificate Programs Offered by School and Degree and Certificate Type Fall Term 2008

School and Program	Undergraduate Certificate	Graduate Certificate	Associate	Baccalaureate	Master's	Doctor's Degree Research/Scholarship	Doctor's Degree Professional Practice
Public Health							
Behavioral and Community Health Sciences					MPH	DRPH	
Biostatistics					MS MPH	PhD DRPH	
Environmental and Occupational Health					MS MPH	PhD DRPH	
Environmental Health Risk Assessment		ADVCTM					
Epidemiology					MS MPH	PhD DRPH	
Genetic Counseling					MS		
Global Health		ADVCT					
Health Policy and Management					MHA MPH	PhD	
Health Services Research and Policy						PhD	
Human Genetics					MS	PhD	
Industrial Hygiene		ADVCTM					
Infectious Diseases and Microbiology					MS MPH	PhD DRPH	
LGBT Health and Wellness		ADVCTM					
Management Program for Health Professionals		ADVCTM					
Multidisciplinary MPH Program					MPH		
Occupational Medicine					MPH		
Public Health Genetics		ADVCTM			MPH		
Public Health Preparedness and Disaster Response		ADVCT					
Medicine							
Biochemistry and Molecular Genetics					MS	PhD	
Biomedical Informatics		ADVCTM			MS	PhD	
Cell Biology and Molecular Physiology					MS	PhD	
Cellular and Molecular Pathology					MS	PhD	
Clinical Research		ADVCTM			MS		
Clinical and Translational Science						PhD	
Computational Biology						PhD	
Immunology					MS	PhD	
Medical Education		ADVCTM			MS		
Medicine							MD
Molecular Biophysics and Structural Biology					MS	PhD	
Molecular Pharmacology					MS	PhD	
Molecular Virology and Microbiology					MS	PhD	
Neurobiology					MS	PhD	
Health and Rehabilitation Sciences							
Assistive Technology in Rehabilitation	CERT						
Athletic Training				BS			
Audiology						AuD	
Clinical Dietetics and Nutrition				BS			
Communication Science				BA			
Communication Science and Disorders					MA MS	PhD	
Coordinated Master's in Dietetics					MS		
Disability Studies		ADVCT					
Emergency Medicine				BS			
Emergency Medicine in Rehabilitation	CERT						
Health and Rehabilitation Sciences					MS		
Health Information Management				BS			

**Degree and Certificate Programs Offered by School and Degree and CertificateType
Fall Term 2008**

School and Program	Undergraduate Certificate	Graduate Certificate	Associate	Baccalaureate	Master's	Doctor's Degree Research/Scholarship	Doctor's Degree Professional Practice
Health and Rehabilitation Sciences (continued)							
Occupational Therapy				BS	MOT		
Pathokinesiology in Rehabilitation	CERT						
Physical Therapy						DPT	
Physician Assistant Studies					MS		
Prosthetics and Orthotics					MS		
Psycho-Social Issues in Rehabilitation	CERT						
Rehabilitation Science				BS		PhD	
Rehabilitation Technology		ADVCTM					
Speech-Language Pathology						CSCD	
University Center for International Studies							
African Studies	CERT						
Asian Studies	CERT	ADVCT					
Eastern European Studies		ADVCT					
European Union Studies	CERT	ADVCT					
Global Studies	CERT	ADVCT					
Latin American Social and Public Policy		ADVCT					
Latin American Studies	CERT	ADVCT					
Russian and East European Study	CERT						
Russian Studies		ADVCT					
Soviet Studies		ADVCT					
West European Studies	CERT	ADVCT					
University Center for Social and Urban Research							
Gerontology	CERT						
Johnstown - Humanities							
American Studies				BA			
Communication				BA			
English Literature				BA			
English: Writing				BA			
Humanities				BA			
Journalism				BA			
Theatre Arts				BA			
Johnstown - Natural Sciences							
Biology				BS			
Chemistry				BS			
Computer Science				BS			
Emergency Medical Services			AS				
Geology				BS			
Health Related Professions				BS			
Mathematics				BS			
Natural Science				BS			
Psychology				BS			
Respiratory Care			AS				
Surgical Technology			AS				

**Degree and Certificate Programs Offered by School and Degree and CertificateType
Fall Term 2008**

School and Program	Undergraduate Certificate	Graduate Certificate	Associate	Baccalaureate	Master's	Doctor's Degree Research/Scholarship	Doctor's Degree Professional Practice
Johnstown - Social Sciences							
Business	CERT			BA			
Economics				BA			
Environmental Studies				BA			
Geography				BA			
History				BA			
International Studies	CERT						
Political Science				BA			
Social Sciences				BA			
Sociology				BA			
Johnstown - Education							
Elementary Education				BS			
Secondary Education				BA BS			
Johnstown - Engineering Technology							
Civil Engineering Technology				BSCET			
Electrical Engineering Technology				BSEET			
Mechanical Engineering Technology				BSMET			
Johnstown - Other Programs							
Self Design				BA BS			
Greensburg - Humanities							
Children's Literature	CERT						
Communication: Rhetoric and Communication				BA			
English Literature				BA			
English Writing				BA			
Humanities Area				BA			
Interdisciplinary Arts				BA			
Greensburg - Natural Sciences							
Applied Mathematics				BS			
Biological Sciences				BS			
Chemistry				BS			
Natural Sciences Area				BS			
Psychology				BS			
Greensburg - Behavioral Sciences							
American Studies				BA			
Anthropology				BA			
Criminal Justice				BA			
Gerontology	CERT						
History				BA			
Latin American Studies	CERT						
Management				BS			
Management Information Systems				BS			
Management-Accounting				BS			
Political Science				BA			

**Degree and Certificate Programs Offered by School and Degree and CertificateType
Fall Term 2008**

School and Program	Undergraduate Certificate	Graduate Certificate	Associate	Baccalaureate	Master's	Doctor's Degree Research/Scholarship	Doctor's Degree Professional Practice
Greensburg - Behavioral Sciences (continued)							
Social Sciences Area				BA			
Greensburg - Other Programs							
Early Childhood Education				BS			
Self Design				BA BS			
Titusville							
Accounting	CERT		AS				
Business			AS				
Business Information Systems			AS				
Human Services			AA				
Liberal Arts			AA				
Natural Science			AS				
Nursing			AS				
Physical Therapist Assistant			AS				
Bradford - Humanities							
Broadcast Communications				BA			
Communications				BA			
English				BA			
Interdisciplinary Arts				BA			
Liberal Studies			AA				
Public Relations				BA			
Writing				BA			
Bradford - Natural Sciences							
Applied Mathematics				BS			
Biology				BS			
Chemistry				BS			
Computer Information Systems and Technology				BA BS			
Environmental Studies				BA			
Information Systems			AS				
Petroleum Technology			AS				
Physical Sciences				BS			
Psychology				BS			
Bradford - Social Sciences							
Accounting				BS			
American Studies				BA			
Business Management				BS			
Criminal Justice				BA			
Economics				BA			
Entrepreneurship				BS			
History - Political Science				BA			
Hospitality Management				BS			
Human Relations				BA			
Social Sciences				BA			
Sociology				BA			

Degree and Certificate Programs Offered by School and Degree and CertificateType Fall Term 2008

School and Program	Undergraduate Certificate	Graduate Certificate	Associate	Baccalaureate	Master's	Doctor's Degree Research/Scholarship	Doctor's Degree Professional Practice
Bradford - Education							
Biology Education 7-12				BS			
Business Education K-12				BS			
Chemistry Education 7-12				BS			
Elementary Education				BS			
English Education 7-12				BS			
Environmental Education 7-12				BS			
Health and Physical Education				BS			
Mathematics Education 7-12				BS			
Social Studies Education 7-12				BS			
Bradford - Other Programs							
Athletic Training				BS			
Engineering Science			AS				
Nursing			AS	BSN			
Radiological Science				BS			
Sport and Recreation Management				BS			
Sports Medicine				BS			

Notes: The degree and certificate programs listed are those which are currently offered.

Application to certain programs, and the conferring of specific, non-terminal degrees in these programs, may be contingent upon departmental guidelines.

CERT and ADVCT denote the undergraduate-level and graduate-level certificate, respectively. Then more specifically, ADVCTM and ADVCTD denote the masters-level and doctoral-level certificate, respectively.

The Bachelor of Philosophy degree (BPhil) is offered through the Honors College and is available in all baccalaureate programs. As such, it is enumerated only once in this table. The one exception to that is the Arts and Sciences degree program, International and Area Studies, in which the sole baccalaureate awarded in that program is the BPhil.

Offered in addition to those programs listed here are the combined major and numerous dual, joint, and cooperative degree programs.



Biomedical Sciences Tower 3

Faculty and Staff Information

**Full-Time and Part-Time Employees by School and Employee Type
Pittsburgh Campus, Regional Campuses and University Total
Fall Term 2008**

		Faculty			Research Associate (see note below)			Staff			Total (see note below)
		Full Time	Part Time	Total	Full Time	Part Time	Total	Full Time	Part Time	Total	
Pittsburgh Campus	Arts and Sciences	693	359	1,052	83	2	85	397	28	425	1,562
	General Studies	0	30	30	0	0	0	26	0	26	56
	Honors College	0	0	0	1	0	1	7	0	7	8
	Katz Graduate School of Business ¹	78	27	105	0	0	0	104	4	108	213
	Education ²	114	18	132	6	1	7	107	14	121	260
	Swanson School of Engineering	131	19	150	57	1	58	91	3	94	302
	Law	49	1	50	0	0	0	40	2	42	92
	Public and International Affairs	32	7	39	0	1	1	23	2	25	65
	Social Work	32	59	91	1	0	1	89	1	90	182
	Information Sciences	31	18	49	0	0	0	21	1	22	71
	Dental Medicine	87	91	178	9	0	9	158	7	165	352
	Nursing	78	13	91	5	0	5	83	15	98	194
	Pharmacy	81	11	92	28	0	28	56	4	60	180
	Public Health	156	11	167	44	2	46	409	47	456	669
	Medicine	2,129	82	2,211	654	5	659	1,436	84	1,520	4,390
	Health and Rehabilitation Sciences	93	11	104	2	0	2	41	2	43	149
	Other Areas ³	114	14	128	52	6	58	3,181	137	3,318	3,504
	Total	3,898	771	4,669	942	18	960	6,269	351	6,620	12,249
Regional Campuses	Johnstown	151	14	165	0	0	0	209	7	216	381
	Greensburg	74	14	88	0	0	0	95	3	98	186
	Titusville	28	39	67	0	0	0	50	4	54	121
	Bradford	73	11	84	0	0	0	130	7	137	221
		Total	326	78	404	0	0	0	484	21	505
UNIVERSITY TOTAL		4,224	849	5,073	942	18	960	6,753	372	7,125	13,158

Note: Figures include regular full-time and regular part-time employees. Individuals employed on a temporary full-time or temporary part-time basis are not included.

¹Joseph M. Katz Graduate School of Business includes the College of Business Administration.

²Education does not include employees in the responsibility center entitled Education-University Service Programs.

³Other Areas include the following responsibility centers: Office of the Provost and Senior Vice Chancellor, Office of the Senior Vice Chancellor for Health Sciences, University Center for International Studies, General Counsel, Pittsburgh Cancer Institute, Vice Chancellor for Institutional Advancement, Education-University Service Programs, University Library System, Computing Services and Systems Development, Facilities Management, Learning Research and Development Center, Athletics, University Center for Social and Urban Research, School of Medicine Division Administration, Executive Vice Chancellor, Vice Chancellor for Budget and Controller, Human Resources, and Business Operations.

Note (on Research Associate category and Total): These data were revised in December 2010 so that this category now includes Post Doctoral Associate employees as well. The original table can be found in the appendix.

**Full-Time Employees by Race and Sex
Pittsburgh Campus, Regional Campuses and University Total
Fall Term 2008**

		Black Non-Hispanic	American Indian/ Alaskan Native	Asian/Pacific Islander	Hispanic	White Non-Hispanic	Unknown/Not Reported	Total ¹
Pittsburgh Campus								
Faculty	Male	55	2	461	62	1,847	9	2,436
	Female	<u>47</u>	<u>3</u>	<u>213</u>	<u>37</u>	<u>1,154</u>	<u>8</u>	<u>1,462</u>
	Total	102	5	674	99	3,001	17	3,898
Research Associate ¹	Male	9	0	308	23	182	6	528
	Female	<u>12</u>	<u>0</u>	<u>187</u>	<u>16</u>	<u>198</u>	<u>1</u>	<u>414</u>
	Total	21	0	495	39	380	7	942
Staff	Male	281	2	90	27	1,953	14	2,367
	Female	<u>394</u>	<u>5</u>	<u>197</u>	<u>26</u>	<u>3,239</u>	<u>41</u>	<u>3,902</u>
	Total	675	7	287	53	5,192	55	6,269
Pittsburgh Total ¹	Male	345	4	859	112	3,982	29	5,331
	Female	<u>453</u>	<u>8</u>	<u>597</u>	<u>79</u>	<u>4,591</u>	<u>50</u>	<u>5,778</u>
Pittsburgh Campus	Total	798	12	1,456	191	8,573	79	11,109
Regional campuses								
Johnstown								
Faculty	Male	1	0	5	1	78	1	86
	Female	<u>1</u>	<u>0</u>	<u>4</u>	<u>0</u>	<u>60</u>	<u>0</u>	<u>65</u>
	Total	2	0	9	1	138	1	151
Staff	Male	3	0	1	0	94	0	98
	Female	<u>2</u>	<u>0</u>	<u>1</u>	<u>1</u>	<u>107</u>	<u>0</u>	<u>111</u>
	Total	5	0	2	1	201	0	209
Johnstown Total	Male	4	0	6	1	172	1	184
	Female	<u>3</u>	<u>0</u>	<u>5</u>	<u>1</u>	<u>167</u>	<u>0</u>	<u>176</u>
	Total	7	0	11	2	339	1	360
Greensburg								
Faculty	Male	1	0	0	1	33	0	35
	Female	<u>1</u>	<u>0</u>	<u>3</u>	<u>2</u>	<u>33</u>	<u>0</u>	<u>39</u>
	Total	2	0	3	3	66	0	74
Staff	Male	4	0	0	0	35	0	39
	Female	<u>2</u>	<u>0</u>	<u>1</u>	<u>0</u>	<u>53</u>	<u>0</u>	<u>56</u>
	Total	6	0	1	0	88	0	95
Greensburg Total	Male	5	0	0	1	68	0	74
	Female	<u>3</u>	<u>0</u>	<u>4</u>	<u>2</u>	<u>86</u>	<u>0</u>	<u>95</u>
	Total	8	0	4	3	154	0	169
Titusville								
Faculty	Male	0	0	2	1	9	1	13
	Female	<u>0</u>	<u>0</u>	<u>1</u>	<u>0</u>	<u>14</u>	<u>0</u>	<u>15</u>
	Total	0	0	3	1	23	1	28
Staff	Male	0	0	0	0	20	0	20
	Female	<u>0</u>	<u>0</u>	<u>0</u>	<u>0</u>	<u>30</u>	<u>0</u>	<u>30</u>
	Total	0	0	0	0	50	0	50
Titusville Total	Male	0	0	2	1	29	1	33
	Female	<u>0</u>	<u>0</u>	<u>1</u>	<u>0</u>	<u>44</u>	<u>0</u>	<u>45</u>
	Total	0	0	3	1	73	1	78

**Full-Time Employees by Race and Sex
Pittsburgh Campus, Regional Campuses and University Total
Fall Term 2008**

		Black Non-Hispanic	American Indian/ Alaskan Native	Asian/Pacific Islander	Hispanic	White Non-Hispanic	Unknown/Not Reported	Total ¹	
Bradford	Faculty	Male	2	0	5	1	41	0	49
		Female	<u>0</u>	<u>0</u>	<u>1</u>	<u>1</u>	<u>22</u>	<u>0</u>	<u>24</u>
		Total	2	0	6	2	63	0	73
	Staff	Male	0	0	0	0	47	0	47
		Female	<u>0</u>	<u>0</u>	<u>1</u>	<u>0</u>	<u>82</u>	<u>0</u>	<u>83</u>
		Total	0	0	1	0	129	0	130
	Bradford Total	Male	2	0	5	1	88	0	96
		Female	<u>0</u>	<u>0</u>	<u>2</u>	<u>1</u>	<u>104</u>	<u>0</u>	<u>107</u>
		Total	2	0	7	2	192	0	203
<hr/>									
Regional Campuses									
Faculty	Male	4	0	12	4	161	2	183	
	Female	<u>2</u>	<u>0</u>	<u>9</u>	<u>3</u>	<u>129</u>	<u>0</u>	<u>143</u>	
	Total	6	0	21	7	290	2	326	
Staff	Male	7	0	1	0	196	0	204	
	Female	<u>4</u>	<u>0</u>	<u>3</u>	<u>1</u>	<u>272</u>	<u>0</u>	<u>280</u>	
	Total	11	0	4	1	468	0	484	
Regional Campuses Total	Male	11	0	13	4	357	2	387	
	Female	<u>6</u>	<u>0</u>	<u>12</u>	<u>4</u>	<u>401</u>	<u>0</u>	<u>423</u>	
	Total	17	0	25	8	758	2	810	
<hr/>									
University									
Faculty	Male	59	2	473	66	2,008	11	2,619	
	Female	<u>49</u>	<u>3</u>	<u>222</u>	<u>40</u>	<u>1,283</u>	<u>8</u>	<u>1,605</u>	
	Total	108	5	695	106	3,291	19	4,224	
Research Associate ¹	Male	9	0	308	23	182	6	528	
	Female	<u>12</u>	<u>0</u>	<u>187</u>	<u>16</u>	<u>198</u>	<u>1</u>	<u>414</u>	
	Total	21	0	495	39	380	7	942	
Staff	Male	288	2	91	27	2,149	14	2,571	
	Female	<u>398</u>	<u>5</u>	<u>200</u>	<u>27</u>	<u>3,511</u>	<u>41</u>	<u>4,182</u>	
	Total	686	7	291	54	5,660	55	6,753	
University Total ¹	Male	356	4	872	116	4,339	31	5,718	
	Female	<u>459</u>	<u>8</u>	<u>609</u>	<u>83</u>	<u>4,992</u>	<u>50</u>	<u>6,201</u>	
	Total	815	12	1,481	199	9,331	81	11,919	

¹ These data were revised in December 2010 so that this category now includes Post-Doctoral Associate employees as well. The original table can be found in the appendix.

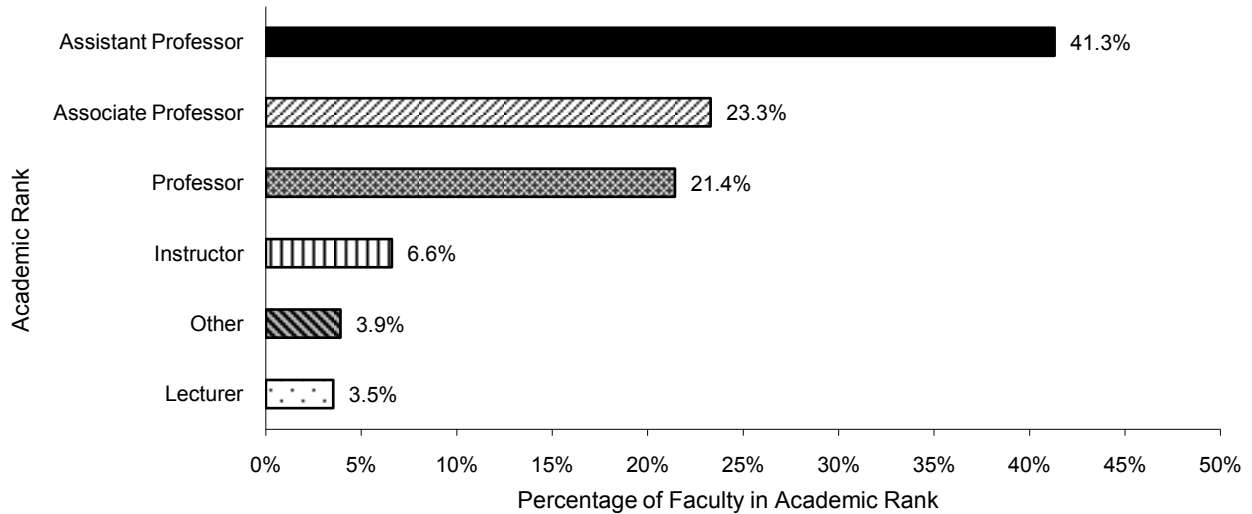
Selected Characteristics of Full-Time Employees Total University Fall Term 2008

Number of Full-Time Employees by Employee Type

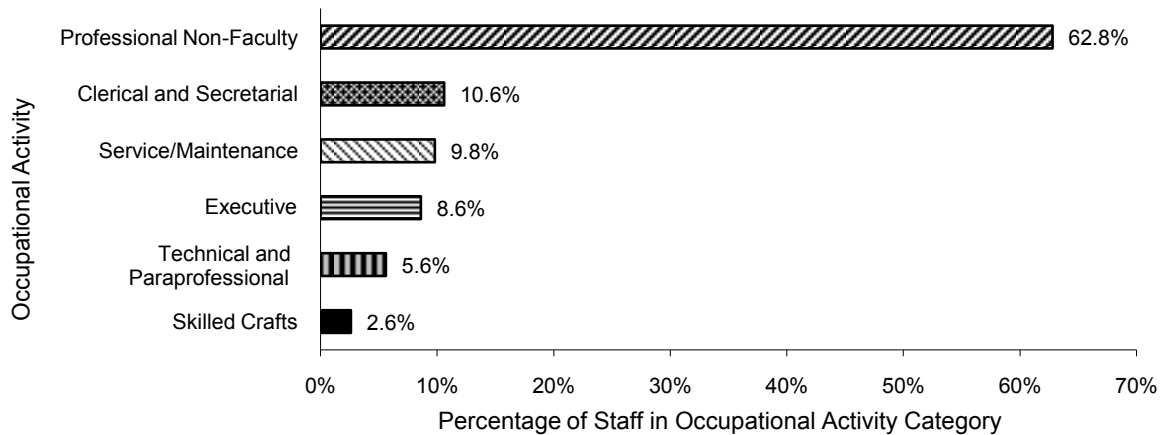
Faculty	4,224	35.4%
Research Associate ¹	942	7.9%
Staff	<u>6,753</u>	56.7%
Total ¹	<u>11,919</u>	100.0%

¹These data were revised in December 2010 so that this category now includes Post Doctoral Associate employees as well. The original table can be found in the appendix.

Faculty by Academic Rank



Staff by Occupational Activity Category



Notes: The charts shown on this page provide faculty and staff details, ranks and occupational activity categories, respectively. Figures include regular full-time employees. Individuals employed on a temporary basis are not included.

**Full-Time Faculty by School and Academic Rank
Pittsburgh Campus, Regional Campuses, and University Total
Fall Term 2008**

SCHOOL	Professor	Associate Professor	Assistant Professor	Instructor	Lecturer	Other ¹	Total
Pittsburgh Campus							
Arts and Sciences	215	153	151	38	134	2	693
Katz Graduate School of Business ²	31	23	19	1	4	0	78
Education ³	17	31	28	10	0	28	114
Swanson School of Engineering	40	39	46	0	5	1	131
Law	30	5	7	0	0	7	49
Public and International Affairs	13	10	9	0	0	0	32
Social Work	4	9	17	0	2	0	32
Information Sciences	5	15	10	0	1	0	31
Dental Medicine	9	20	50	8	0	0	87
Nursing	6	17	34	21	0	0	78
Pharmacy	16	17	40	4	1	3	81
Public Health	37	38	79	2	0	0	156
Medicine	432	468	1,095	105	0	29	2,129
Health and Rehabilitation Sciences	11	19	41	21	0	1	93
Other ⁴	3	2	6	9	0	94	114
Pittsburgh Campus Total	<u>869</u>	<u>866</u>	<u>1,632</u>	<u>219</u>	<u>147</u>	<u>165</u>	<u>3,898</u>
Regional Campuses							
Johnstown	16	56	49	29	1	0	151
Greensburg	7	28	26	13	0	0	74
Titusville	4	8	10	6	0	0	28
Bradford	9	26	28	9	1	0	73
Regional Campuses	<u>36</u>	<u>118</u>	<u>113</u>	<u>57</u>	<u>2</u>	<u>0</u>	<u>326</u>
UNIVERSITY TOTAL	<u>905</u>	<u>984</u>	<u>1,745</u>	<u>276</u>	<u>149</u>	<u>165</u>	<u>4,224</u>

¹Includes librarians, teachers, and other faculty whose primary job classification does not correspond to a particular academic rank.

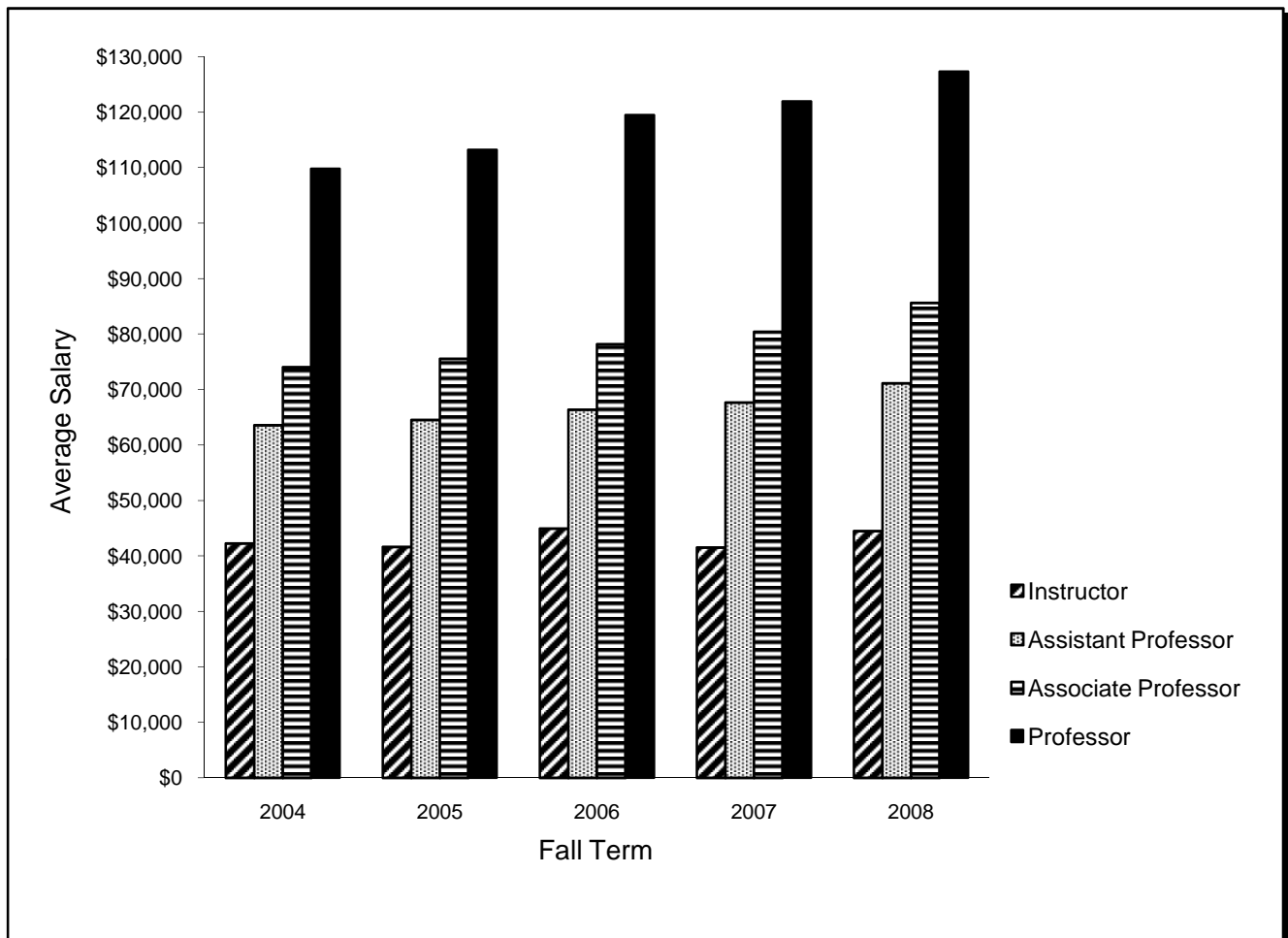
²Includes the College of Business Administration.

³Figures do not include faculty in the responsibility center entitled School of Education-University Service Programs.

⁴Includes the following responsibility centers: Office of the Senior Vice Chancellor for Health Sciences, University Center for International Studies, Education-University Service Programs, University Library System, School of Medicine Division Administration, and Provost and Senior Vice Chancellor.

Note: Figures include regular full-time employees. Individuals employed on a temporary full-time basis are not included.

**Average Salary of Full-Time Instructional Faculty by Academic Rank
Pittsburgh Campus
Fall Term 2004-2008**



Fall Term	Professor	Associate Professor	Assistant Professor	Instructor
2004	109,814	74,026	63,594	42,273
2005	113,232	75,540	64,550	41,633
2006	119,475	78,163	66,358	44,951
2007	121,949	80,434	67,684	41,540
2008	127,302	85,614	71,110	44,465

Note: Salary figures reflect only those faculty included, by definition, in the American Association of University Professors (AAUP) instructional faculty salary report entitled, *Annual Faculty Compensation Survey*. All twelve-month contract salaries have been converted to a nine-month equivalent by multiplying by 9/11 (.818), while all other contract salaries are unadjusted.

**Full-Time Faculty by School and Highest Earned Degree
Pittsburgh Campus, Regional Campuses, and University Total
Fall Term 2008**

SCHOOL	Bacc.	Master's ¹	Doctorate	Doctorate - Professional Practice					Other Professional Doctorate	Total
				DMD	MD	JD	DO	DVM		
Pittsburgh Campus										
Arts and Sciences	11	88	591	0	2	1	0	0	0	693
Katz Graduate School of Business ²	1	9	68	0	0	0	0	0	0	78
Education ³	5	31	78	0	0	0	0	0	0	114
Swanson School of Engineering	0	3	127	0	1	0	0	0	0	131
Law	0	5	1	0	0	43	0	0	0	49
Public and International Affairs	0	0	31	0	0	1	0	0	0	32
Social Work	0	12	20	0	0	0	0	0	0	32
Information Sciences	0	4	27	0	0	0	0	0	0	31
Dental Medicine	4	6	22	53	2	0	0	0	0	87
Nursing	0	22	53	0	1	0	0	0	2	78
Pharmacy	1	10	41	0	1	0	0	0	28	81
Public Health	1	4	128	0	19	3	0	0	1	156
Medicine	13	18	683	2	1,398	0	9	2	4	2,129
Health and Rehabilitation Sciences	5	29	58	0	0	0	0	0	1	93
Other ⁴	3	89	13	0	2	0	0	7	0	114
Pittsburgh Campus Total	44	330	1,941	55	1,426	48	9	9	36	3,898
Regional Campuses										
Johnstown	9	44	98	0	0	0	0	0	0	151
Greensburg	2	17	54	0	0	1	0	0	0	74
Titusville	2	9	17	0	0	0	0	0	0	28
Bradford	5	23	45	0	0	0	0	0	0	73
Regional Campuses Total	18	93	214	0	0	1	0	0	0	326
UNIVERSITY TOTAL	62	423	2,155	55	1,426	49	9	9	36	4,224

¹In some disciplines, the master's degree is considered the terminal degree.

²Includes the College of Business Administration.

³Figures do not include faculty in the responsibility center entitled School of Education - University Service Programs.

⁴Includes the following responsibility centers: Provost and Senior Vice Chancellor, Office of the Senior Vice Chancellor for Health Sciences, University Center for International Studies, Education-University Service Programs, University Library System, and School of Medicine Division Administration.

Note: Figures include regular full-time employees. Individuals employed on a temporary full-time basis are not included.

**Full-Time Faculty by School and Tenure Status
Pittsburgh Campus, Regional Campuses, and University Total
Fall Term 2008**

	<u>Tenured</u>		<u>Tenure Stream</u>		<u>Non-Tenured/ Non-Tenure Stream</u>		<u>Total</u>
Pittsburgh Campus							
School							
Arts and Sciences	359	51.8%	121	17.5%	213	30.7%	693
Katz Graduate School of Business ¹	47	60.3%	8	10.3%	23	29.5%	78
Education ²	36	31.6%	19	16.7%	59	51.8%	114
Swanson School of Engineering	70	53.4%	37	28.2%	24	18.3%	131
Law	26	53.1%	1	2.0%	22	44.9%	49
Public and International Affairs	20	62.5%	6	18.8%	6	18.8%	32
Social Work	11	34.4%	5	15.6%	16	50.0%	32
Information Sciences	20	64.5%	5	16.1%	6	19.4%	31
Dental Medicine	10	11.5%	5	5.7%	72	82.8%	87
Nursing	14	17.9%	25	32.1%	39	50.0%	78
Pharmacy	19	23.5%	4	4.9%	58	71.6%	81
Public Health	42	26.9%	24	15.4%	90	57.7%	156
Medicine	376	17.7%	231	10.9%	1,522	71.5%	2,129
Health and Rehabilitation Sciences	21	22.6%	7	7.5%	65	69.9%	93
Other Areas ³	<u>2</u>	1.8%	<u>0</u>	0.0%	<u>112</u>	98.2%	<u>114</u>
Pittsburgh Campus Total	1,073	27.5%	498	12.8%	2,327	59.7%	3,898
Regional Campuses							
Johnstown	69	45.7%	28	18.5%	54	35.8%	151
Greensburg	34	45.9%	12	16.2%	28	37.8%	74
Titusville	8	28.6%	2	7.1%	18	64.3%	28
Bradford	<u>34</u>	46.6%	<u>14</u>	19.2%	<u>25</u>	34.2%	<u>73</u>
Regional Campuses	145	44.5%	56	17.2%	125	38.3%	326
UNIVERSITY TOTAL	<u>1,218</u>	28.8%	<u>554</u>	13.1%	<u>2,452</u>	58.0%	<u>4,224</u>

Notes: Figures include regular full-time employees. Individuals employed on a temporary full-time basis are not included.
Due to rounding, percentages shown may not add to 100%.

¹Includes the College of Business Administration.

²Figures do not include faculty in the responsibility center entitled Education-University Service Programs.

³Includes the following responsibility centers: Provost and Senior Vice Chancellor, Office of the Senior Vice Chancellor for Health Sciences, University Center for International Studies, Education-University Service Programs, University Library System, and School of Medicine Division Administration.



Financial Information

Consolidated Statements of Revenues, Expenses, and Changes in Net Assets Fiscal Year 2007 to 2009

	2007 Actual	2008 Actual	2009 Budget
OPERATING REVENUES			
Tuition and Fees	\$480,949	\$516,483	\$544,854
Tuition Discounts	(117,603)	(124,759)	(132,082)
Net Tuition and Fees	363,346	391,724	412,772
Commonwealth Appropriation	182,986	186,600	189,257
Grants and Contracts	620,047	641,626	649,916
Gifts and Pledges	79,451	132,587	72,049
Endowment/Investment Earnings	57,786	54,005	49,150
Sales and Services, Rental Revenue, and Other	284,338	289,044	299,353
TOTAL OPERATING REVENUES	<u>\$1,587,954</u>	<u>\$1,695,586</u>	<u>\$1,672,497</u>
EXPENSES			
See these figures expressed as functional expenses below.			
Salaries and Wages	\$679,735	\$717,320	\$750,542
Fringe Benefits	197,791	213,822	224,480
Total Compensation	877,526	931,142	975,022
Supplies	101,668	110,250	113,220
Business and Professional	224,009	241,005	244,090
Utilities	44,555	47,599	54,188
Maintenance and Facilities	35,857	38,800	39,617
Depreciation	105,229	112,004	122,614
Interest	33,614	26,776	27,251
Other	68,923	76,947	79,105
TOTAL EXPENSES	<u>\$1,491,381</u>	<u>\$1,584,523</u>	<u>\$1,655,107</u>
EXCESS OF OPERATING REVENUES OVER EXPENSES	\$96,573	\$111,063	\$17,390
NONOPERATING REVENUES / (LOSSES)			
Commonwealth Grants and Contracts	\$2,837	\$5,143	\$33,858
Realized Gains on Investments	135,173	101,603	101,603
Unrealized Gains / (Losses) on Investments	244,430	(175,716)	(175,716)
Pension and Postretirement Changes Other Than Net Periodic Cost	--	14,194	14,194
TOTAL NONOPERATING REVENUES / (LOSSES)¹	<u>\$382,440</u>	<u>(\$54,776)</u>	<u>(\$26,061)</u>
CUMULATIVE EFFECT OF ADOPTING SFAS No. 158	(37,810)	--	--
INCREASE / (DECREASE) IN NET ASSETS	\$441,203	\$56,287	(\$8,671)
NET ASSETS, BEGINNING OF YEAR	\$2,642,746	\$3,083,949	\$3,140,236
NET ASSETS, END OF YEAR	<u>\$3,083,949</u>	<u>\$3,140,236</u>	<u>\$3,131,565</u>

FUNCTIONAL EXPENSES

Based on Expenses shown above.

Instruction	\$415,026	\$433,600
Research	500,763	533,126
Public Service	63,285	66,387
Academic Support	109,914	117,358
Libraries	43,774	47,394
Student Services	101,662	106,591
Institutional Support	159,491	174,913
Auxiliary Enterprises	97,466	105,154
TOTAL FUNCTIONAL EXPENSES	<u>\$1,491,381</u>	<u>\$1,584,523</u>

¹Investment gains / losses and pension and postretirement changes other than net periodic cost are not included in the budget process due to the inherent difficulty in projecting investment decisions, market fluctuations, and changes in actuarial assumptions. However, given the actual results experienced, and in order to facilitate comparison of results between years, presented is a budget for fiscal year 2009 equal to the fiscal year 2008 actual.

Note: Actual and budgeted figures are for the total University and are reported in thousands.

Source: Office of Budget and Financial Reporting, October 2008.

**Undergraduate Full-Time Two-Term Tuition Rates
by Pennsylvania and Out-of-State Residency
Pittsburgh Campus Schools and Regional Campuses
Academic Year 2004-05 to 2008-09**

	2004-05	2005-06	2006-07	2007-08	2008-09
Pittsburgh Campus Schools					
Arts and Sciences, General Studies, Education, Social Work, and Dental Medicine					
Pennsylvania residents	\$10,130	\$10,736	\$11,368	\$12,106	\$12,832
Out-of-State residents	\$19,500	\$20,084	\$20,686	\$21,616	\$22,480
College of Business Administration					
Pennsylvania residents	\$11,314	\$11,992	\$12,698	\$13,522	\$14,332
Out-of-State residents	\$21,968	\$22,626	\$23,304	\$24,352	\$25,326
Swanson School of Engineering					
Pennsylvania residents	\$10,804	\$11,452	\$12,126	\$12,914	\$13,688
Out-of-State residents	\$21,308	\$21,946	\$22,604	\$23,620	\$24,564
Information Sciences					
Pennsylvania residents	\$10,906	\$11,560	\$12,242	\$13,036	\$13,818
Out-of-State residents	\$21,068	\$21,700	\$22,350	\$23,354	\$24,288
Nursing and Health and Rehabilitation Sciences					
Pennsylvania residents	\$12,748	\$13,512	\$14,308	\$15,238	\$16,152
Out-of-State residents	\$24,784	\$25,526	\$26,290	\$27,472	\$28,570
Regional Campuses					
Johnstown, Greensburg, and Bradford					
Pennsylvania residents	\$9,330	\$9,888	\$10,184	\$10,590	\$11,012
Out-of-State residents	\$19,200	\$19,776	\$19,776	\$20,170	\$20,572
Titusville					
Pennsylvania residents	\$8,218	\$8,710	\$8,970	\$9,328	\$9,700
Out-of-State residents	\$17,098	\$17,610	\$17,610	\$17,962	\$18,320

Notes: Beginning with Academic Year 2004-05, the rates shown here reflect tuition assessed to a student who was admitted in or after the Fall Term 2004. These rates and those that are applicable to other students are displayed in a comprehensive schedule at the following website: www.ir.pitt.edu/tuition/index.html.

For specific programs, rates may vary from those displayed in this table.

**Undergraduate Part-Time Per Credit Tuition Rates
by Pennsylvania and Out-of-State Residency
Pittsburgh Campus Schools and Regional Campuses
Academic Year 2004-05 to 2008-09**

	2004-05	2005-06	2006-07	2007-08	2008-09
Pittsburgh Campus Schools					
Arts and Sciences, General Studies, Education, Social Work, and Dental Medicine					
Pennsylvania residents	\$361	\$412	\$473	\$504	\$534
Out-of-State residents	\$696	\$772	\$861	\$900	\$936
College of Business Administration					
Pennsylvania residents	\$404	\$461	\$529	\$563	\$597
Out-of-State residents	\$784	\$870	\$971	\$1,014	\$1,055
Swanson School of Engineering					
Pennsylvania residents	\$397	\$440	\$505	\$538	\$570
Out-of-State residents	\$761	\$844	\$941	\$984	\$1,023
Information Sciences					
Pennsylvania residents	\$389	\$444	\$510	\$543	\$575
Out-of-State residents	\$752	\$834	\$931	\$973	\$1,012
Nursing and Health and Rehabilitation Sciences					
Pennsylvania residents	\$455	\$519	\$596	\$634	\$673
Out-of-State residents	\$885	\$981	\$1,095	\$1,144	\$1,190
Regional Campuses					
Johnstown, Greensburg, and Bradford					
Pennsylvania residents	\$333	\$380	\$424	\$441	\$458
Out-of-State residents	\$685	\$760	\$824	\$840	\$857
Titusville					
Pennsylvania residents	\$293	\$335	\$373	\$388	\$404
Out-of-State residents	\$610	\$677	\$733	\$748	\$763

Notes: Beginning with Academic Year 2004-05, the rates shown here reflect tuition assessed to a student who was admitted in or after the Fall Term 2004. These rates and those that are applicable to other students are displayed in a comprehensive schedule at the following website: www.ir.pitt.edu/tuition/index.html.

For specific programs, rates may vary from those displayed in this table.

**Graduate and First Professional Full-Time Two-Term Tuition Rates
by Pennsylvania and Out-of-State Residency
Pittsburgh Campus Schools
Academic Year 2004-05 to 2008-09**

	2004-05	2005-06	2006-07	2007-08	2008-09
Pittsburgh Campus Schools - Graduate Programs					
Arts and Sciences, Education, Public and International Affairs, and Social Work					
Pennsylvania residents	\$12,448	\$13,194	\$13,972	\$14,880	\$15,772
Out-of-State residents	\$24,284	\$25,012	\$25,762	\$26,920	\$27,996
Katz Graduate School of Business					
Pennsylvania residents	\$16,552	\$17,544	\$18,578	\$19,784	\$20,970
Out-of-State residents	\$26,714	\$27,514	\$28,338	\$29,612	\$30,796
Swanson School of Engineering					
Pennsylvania residents	\$14,290	\$15,146	\$16,038	\$17,080	\$18,104
Out-of-State residents	\$27,882	\$28,718	\$29,578	\$30,908	\$32,144
Law					
Pennsylvania residents	\$18,494	\$19,602	\$20,758	\$22,106	\$23,432
Out-of-State residents	\$27,390	\$28,210	\$29,056	\$30,362	\$31,576
Information Sciences					
Pennsylvania residents	\$13,090	\$13,874	\$14,692	\$15,646	\$16,584
Out-of-State residents	\$25,536	\$26,302	\$27,090	\$28,308	\$29,440
Dental Medicine (clinical)					
Pennsylvania residents	\$29,180	\$30,930	\$32,754	\$34,882	\$36,276
Out-of-State residents	\$39,440	\$40,622	\$41,840	\$43,722	\$45,470
Nursing					
Pennsylvania residents	\$14,598	\$15,472	\$16,384	\$17,448	\$18,494
Out-of-State residents	\$20,062	\$20,662	\$21,280	\$22,236	\$23,124
Pharmacy					
Pennsylvania residents	\$14,598	\$15,472	\$16,384	\$17,448	\$18,494
Out-of-State residents	\$17,914	\$18,450	\$19,002	\$19,856	\$20,650
Public Health and Health and Rehabilitation Sciences					
Pennsylvania residents	\$14,598	\$15,472	\$16,384	\$17,448	\$18,494
Out-of-State residents	\$28,496	\$29,350	\$30,230	\$31,590	\$32,852
Medicine					
Pennsylvania residents	\$14,046	\$14,888	\$15,334	\$16,330	\$16,982
Out-of-State residents	\$25,566	\$26,332	\$27,120	\$28,340	\$29,472
Pittsburgh Campus Schools - First Professional Programs					
Law (LLM)					
Pennsylvania residents	\$24,000	\$26,000	\$27,000	\$27,500	\$28,750
Out-of-State residents	\$24,000	\$26,000	\$27,000	\$27,500	\$28,750
Law (JD)					
Pennsylvania residents	\$18,494	\$19,602	\$20,758	\$22,106	\$23,432
Out-of-State residents	\$27,390	\$28,210	\$29,056	\$30,362	\$31,576
Dental Medicine (DMD)					
Pennsylvania residents	\$29,180	\$29,762	\$31,516	\$32,460	\$33,758
Out-of-State residents	\$36,772	\$37,506	\$38,630	\$39,788	\$41,378
Pharmacy (PharmD)					
Pennsylvania residents	\$15,486	\$16,414	\$17,382	\$18,510	\$19,620
Out-of-State residents	\$20,498	\$21,112	\$21,744	\$22,722	\$23,630
Medicine (MD)					
Pennsylvania residents	\$30,684	\$32,218	\$33,184	\$35,340	\$36,752
Out-of-State residents	\$36,592	\$36,956	\$38,064	\$39,204	\$40,772

Notes: For specific programs, rates may vary from those displayed in this table.

A comprehensive tuition rate schedule is available at the following website: www.ir.pitt.edu/tuition/index.html.

**Graduate Part-Time Per Credit Tuition Rates
by Pennsylvania and Out-of-State Residency
Pittsburgh Campus Schools
Academic Year 2004-05 to 2008-09**

	2004-05	2005-06	2006-07	2007-08	2008-09
Pittsburgh Campus Schools - Graduate Programs					
Arts and Sciences, Education, Public and International Affairs, and Social Work					
Pennsylvania residents	\$507	\$537	\$568	\$604	\$640
Out-of-State residents	\$997	\$1,026	\$1,056	\$1,103	\$1,147
Katz Graduate School of Business					
Pennsylvania residents	\$715	\$757	\$801	\$853	\$904
Out-of-State residents	\$1,272	\$1,310	\$1,349	\$1,409	\$1,465
Swanson School of Engineering					
Pennsylvania residents	\$682	\$722	\$764	\$813	\$861
Out-of-State residents	\$1,323	\$1,362	\$1,402	\$1,465	\$1,523
Law					
Pennsylvania residents	\$701	\$743	\$786	\$837	\$887
Out-of-State residents	\$1,205	\$1,241	\$1,278	\$1,335	\$1,388
Information Sciences					
Pennsylvania residents	\$536	\$568	\$601	\$640	\$678
Out-of-State residents	\$1,055	\$1,086	\$1,118	\$1,168	\$1,214
Dental Medicine (clinical)					
Pennsylvania residents	\$1,208	\$1,280	\$1,355	\$1,443	\$1,500
Out-of-State residents	\$1,638	\$1,687	\$1,737	\$1,815	\$1,887
Nursing					
Pennsylvania residents	\$599	\$634	\$671	\$714	\$756
Out-of-State residents	\$823	\$847	\$872	\$911	\$947
Pharmacy					
Pennsylvania residents	\$599	\$634	\$671	\$714	\$756
Out-of-State residents	\$735	\$757	\$779	\$814	\$846
Public Health and Health and Rehabilitation Sciences					
Pennsylvania residents	\$599	\$634	\$671	\$714	\$756
Out-of-State residents	\$1,172	\$1,207	\$1,243	\$1,298	\$1,349
Medicine					
Pennsylvania residents	\$577	\$611	\$629	\$669	\$695
Out-of-State residents	\$1,051	\$1,082	\$1,114	\$1,164	\$1,210

Notes: For specific programs, rates may vary from those displayed in this table.

First professional figures are not shown. Various rates apply, such as fractional full-time rates and per credit rates, for courses that are outside the curriculum.

A comprehensive tuition rate schedule is available at the following website: www.ir.pitt.edu/tuition/index.html.



Research Information

Sponsored Research and Other Sponsored Programs Expenses Fiscal Year 2008

Expenses by School and Other Area or Program	Sponsored Research	Other Sponsored Programs	Total
School			
Arts and Sciences	\$42,199	\$3,743	\$45,942
Katz Graduate School of Business	200	1,093	1,293
Education	2,906	13,682	16,588
Swanson School of Engineering	17,826	2,277	20,103
Law	11	330	341
Public and International Affairs	838	104	942
Social Work	164	16,780	16,944
Information Sciences	1,208	640	1,848
Dental Medicine	3,744	533	4,277
Nursing	5,871	2,194	8,065
Pharmacy	7,974	968	8,942
Public Health	58,472	13,308	71,780
Medicine	232,872	37,954	270,826
Health and Rehabilitation Sciences	5,792	2,040	7,832
Johnstown	12	30	42
Greensburg	0	11	11
Titusville	0	78	78
Bradford	118	720	838
University Center for International Studies	23	3,738	3,761
Other Area or Program			
College Work Study Program	0	3,644	3,644
Learning Research and Development Center	6,123	1,151	7,274
Office of the Provost	28	151	179
Office of the Senior Vice Chancellor, Health Sciences	15	2	17
Pell Grant Program	0	13,933	13,933
School of Medicine Division Administration	11,340	2,524	13,864
Supplemental Educational Opportunity Grant Program	0	1,217	1,217
University Center for Social and Urban Research	1,640	434	2,074
University of Pittsburgh Cancer Institute	52,055	5,506	57,561
Western Psychiatric Institute and Clinic	63,330	9,686	73,016
Other	0	3,035	3,035
Total Expenses by School, Other Area or Program	\$514,761	\$141,506	\$656,267
Expenses by Sponsor			
Federal			
National Institutes of Health	\$352,724	\$43,816	\$396,540
Department of Education	3,449	24,313	27,762
National Science Foundation	15,704	1,561	17,265
Department of the Army	16,756	144	16,900
Department of Energy	2,779	0	2,779
Department of the Navy	2,013	0	2,013
Department of the Air Force	645	0	645
National Aeronautics and Space Administration	574	30	604
Agency for Healthcare Research and Quality	831	228	1,059
Other	10,122	10,889	21,011
Pass-through funding	52,617	27,755	80,372
Federal, Total	\$458,214	\$108,736	\$566,950
Companies and Foundations	\$27,020	\$15,421	\$42,441
State, Local, and Foreign Governments	\$15,122	\$7,911	\$23,033
Other Agencies and Institutions	\$14,405	\$9,438	\$23,843
Total Expenses by Sponsor	\$514,761	\$141,506	\$656,267

Notes: Figures are for the total University and are reported in thousands.

Sponsored Research, as referenced in this table, comprises both the direct costs attributable to the "Research" expense category and the indirect costs attributed to other expense categories. The direct costs portion, combined with institutionally-funded, i.e., non-sponsored, research expenses (the latter not shown in this table), comprise the amount shown for the expense category "Research" for FY 2008, in the table *Consolidated Statements of Revenues, Expenses, and Changes in Net Assets, Fiscal Year 2007 to 2009*.

Source: Office of Research and Cost Accounting, September, 2008.

Centers, Institutes, Laboratories, and Clinics Fall Term 2008

University Centers and Institutes¹

Learning Research and Development Center
University Center for International Studies

University Center for Social and Urban Research
University of Pittsburgh Cancer Institute

Centers, Institutes, Laboratories, and Clinics by School

College of General Studies

Learning Solutions Technology Center
McCarl Center for Nontraditional Student Success
Osher Lifelong Learning Institute

Graduate School of Public and International Affairs

Johnson Institute for Responsible Leadership
Non-Profit Clinic

Also, see "Jointly-Administered Centers."

Joseph M. Katz Graduate School of Business

Artificial Intelligence Management Laboratory
David Berg Center for Ethics and Leadership
Center for Conflict Resolution
Center for Economic Education
Center for Executive Education
Center for Health and Care Work
Institute for Entrepreneurial Excellence, which includes:
Agricultural Entrepreneurship Program
Entrepreneurial Fellows Center
Family Enterprise Center
PantherlabWorks
Small Business Development Center

Also, see "Jointly-Administered Centers."

School of Arts and Sciences

Academic Resource Center
Allegheny Observatory
Behavioral Physiology Laboratory
Center for American Politics and Society
Center for Combinatorial Chemistry
Center for Experimental Game Theory
Center for Industry Studies
Center for Parallel, Distributed, and Intelligent Systems
Clinical Psychology Center
Economic Policy Institute
Economics Computer Laboratory
English Language Institute
Robert Henderson Language Media Center
Institute for Statistics and Applications
Less Commonly Taught Languages Center
Math Assistance Center
Pittsburgh Bacteriophage Institute
Pymatuning Laboratory of Ecology
Surface Science Center
Western Pennsylvania Writing Project
The Writing Center

Also, see "Jointly-Administered Centers."

School of Education

Center for Epidemiologic Studies
Center for Urban Education

School of Education (continued)

Human Energy Resource Laboratory
Institute for Higher Education Management
Institute for International Studies in Education
Motor Behavior Laboratory
Office of Child Development
Physical Activity and Weight Management Research Center
Pittsburgh Learning Policy Center
Reading Center
School of Education Computer Laboratories, which include the Cooley Lab (Posvar Hall) and the Trees Hall Lab
Science Education Laboratory

Swanson School of Engineering

Basic Metals Processing Research Institute
Center for Bioengineering
Center for e-Design and Realization
Center for Energy
Center for Metal Cutting Fluids
Manufacturing Assistance Center
Mascaro Center for Sustainable Innovation
Radio Frequency Identification (RFID) Center of Excellence
Swanson Center for Micro and Nano Systems
Swanson Center for Product Innovation
Swanson Institute for Technical Excellence
Also, see "Jointly-Administered Centers."

School of Information Sciences

Sara Fine Institute for Interpersonal Behavior and Technology
Institute for Information Ethics and Policy
Visual Information Systems Center (VISC)
Decision Systems Laboratory
Geoinformatics Laboratory
Laboratory of Education and Research on Security Assured Information Systems (LERSAIS)
Teaching and Learning Research Lab
U/Lab

School of Law

Civil Practice Law Clinic
Community Economic Development Clinic
Environmental Law Clinic
Family Law Clinic
Low Income Taxpayer Clinic

Also, see "Jointly-Administered Centers."

School of Social Work

Center on Race and Social Problems

Centers, Institutes, Laboratories, and Clinics Fall Term 2008

Centers, Institutes, Laboratories, and Clinics by School: Health Sciences

Graduate School of Public Health

Center for Aging and Population Health
Center for Free Radical and Antioxidant Biochemistry
Center for Healthy Aging
Center for Healthy Environments and Community
Center for Minority Health
Center for Public Health Practice
Center for Public Health Preparedness
Center for Research on Health and Sexual Orientation
Center for Rural Health Practice
Clinical Oncology Program Biostatistical Center
Epidemiology Data Center
EXPORT Health
Health Policy Institute
Pennsylvania/Mid-Atlantic AIDS Education and Training Center
Pennsylvania and Ohio Public Health Training Center
Pennsylvania Prevention Project

Also, see "Jointly-Administered Centers."

School of Dental Medicine

Center for Craniofacial and Dental Genetics
Center for Dental Informatics
Center for Oral Health Research in Appalachia
Multidisciplinary Implant Center

Also, see "Jointly-Administered Centers."

School of Health and Rehabilitation Sciences

Adaptive Living Laboratory
Human Occupations Laboratories
Rehabilitation Engineering Research Center in Telerehabilitation
Rehabilitation Engineering Research Center on Transportation Safety

Also, see "Jointly-Administered Centers."

School of Pharmacy

Center for Education and Drug Abuse Research
Center for Pharmacogenetics
Center for Pharmacoinformatics and Outcomes Research
Pharmacodynamic Research Center

Also, see "Jointly-Administered Centers."

School of Medicine

Advanced Center for Interventions and Services Research for Late Life Mood Disorders
American Parkinson Disease Association Center for Advanced Research
Alzheimer Disease Research Center
Center of Excellence in Autism Research
Brain Trauma Research Center
Center for ALS Research
Center for Biologic Imaging
Center for Advanced Brain Magnetic Imaging
Center for Detection, Diagnosis, and Intervention in Dementia
Center for Endovascular and Exovascular Therapy
Center for Modeling Pulmonary Immunity
Center for Primary Care Community-Based Research
Center for Research in Reproductive Physiology
Center for Research on Emergency Medical Services
Center for Research on Health Care
Duchenne Muscular Dystrophy Research Center
Emergency Response Human Performance Laboratory
Lung Translational Genomics Center
General Clinical Research Center
Hartford Foundation Center of Excellence in Geriatric Medicine
Molecular Medicine Institute (Center for Biotechnology and Bioengineering)
Neurosurgical Oncology Center
Obesity/Nutrition Research Center
Ophthalmology and Visual Sciences Research Center
Otolaryngology Research Center
Pittsburgh Center for Pain Research
Translational Neuroscience Program
Udall Center for Parkinson's Research

Also, see "Jointly-Administered Centers."

School of Nursing

Center for Research and Evaluation
Center for Research in Chronic Disorders

Also, see "Jointly-Administered Centers."

Centers, Institutes, Laboratories, and Clinics: Other Academic Units and the Regional Campuses

Office of the Provost

Center for Instructional Development and Distance Education
Center for Philosophy of Science

Student Affairs

Student Health Service
University Counseling Center

University Center for International Studies

African Studies Program
Asian Studies Center
Center for Latin American Studies
Center for Performing Arts of India
Center for Russian and East European Studies
Center for West European Studies
European Union Center of Excellence
Pennsylvania Ethnic Heritage Studies Center

University Library System

Center for American Music

Johnstown Campus

John P. and Joyce Murtha Center for Continuing Education and Professional Development

Greensburg Campus

The Westmoreland Heritage

Titusville Campus

George J. Barco Center for Continuing Education

Bradford Campus

Allegheny Institute of Natural History
Business Resource Center
Center for Rural Health Practice
Energy Institute

Centers, Institutes, Laboratories, and Clinics

Fall Term 2008

Centers, Institutes, Laboratories, and Clinics: Jointly-Administered Centers

**Graduate School of Public and International Affairs/ Joseph M. Katz
Graduate School of Business**
Center for Conflict Resolution and Negotiation

**Graduate School of Public and International Affairs/ University
Center for International Studies**
Global Studies Program
Matthew B. Ridgway Center for International Security Studies, which
includes the Ford Institute for Human Security

Health Sciences²
Center for Clinical Pharmacology
Center for Continuing Education in the Health Sciences
Center for Environmental Oncology
Center for Injury Research and Control
Division of Laboratory Animal Resources
Genomics and Proteomics Core Laboratories
Head and Neck Cancer Specialized Program of Research
Excellence
Institute for Clinical Research Education
Lung Cancer Specialized Program of Research Excellence
Oral Cancer Center
Pittsburgh AIDS Center for Treatment

Health Sciences²/ Bioengineering
Human Movement and Balance Laboratories
Magnetic Resonance Research Center
Medical Virtual Reality Center
Musculoskeletal Research Center
Pepper Center

**Health Sciences²/Children's Hospital of Pittsburgh/Magee- Womens
Hospital and Research Institute**
Pittsburgh Cytogenetics Laboratory
Disabilities Resource Center

Health Sciences²/ UPMC Health System
Center for Assistive Technology
Center for Biosecurity
Center for Environmental Oncology
Center for Sports Medicine
Center for Vaccine Research
Clinical and Translational Science Institute
Neuromuscular Research Laboratory
Peter M. Winter Institute of Simulation Education and Research
(WISER)
Swallowing Disorders Center

**Joseph M. Katz Graduate School of Business/ University Center for
International Studies**
International Business Center

School of Arts and Sciences/ School of Engineering
Center for Molecular and Materials Simulations
Center for Simulation and Modeling
Petersen Institute of NanoScience and Engineering

School of Arts and Sciences/ Health Sciences²
Drug Discovery Institute

School of Arts and Sciences/ Health Sciences²/ School of Law
Center for Bioethics and Health Law

School of Arts and Sciences/ School of Medicine
Center for Neuroanatomy with Neurotropic Viruses
Center for Neuroscience
Conte Center for the Neuroscience of Mental Disorders
Pittsburgh Institute for Neurodegenerative Diseases
University Community Leaders and Individuals with Disabilities
Center

**School of Health and Rehabilitation Sciences/ School of
Engineering/ VA Pittsburgh Health Care System/ UPMC Health
System**
Human Engineering Research Laboratories
University of Pittsburgh Model Center on Spinal Cord Injury

**School of Information Sciences/ Graduate School of Public Health/
School of Medicine**
Center for National Preparedness

School of Law/ University Center for International Studies
Center for International Legal Education

School of Medicine/ Children's Hospital of Pittsburgh
Benedum Pediatric Trauma Program
Pediatric Center for Neuroscience
Pediatric Neurotrauma Center

**School of Medicine/ Children's Hospital of Pittsburgh/ Magee-
Womens Hospital and Research Institute**
Fetal Diagnosis and Treatment Center
Pittsburgh Diabetes Institute

**School of Medicine/ Magee-Womens Hospital and Research
Institute**
Pregnancy and Diabetes Center
Center for Family Planning Research
Center for Fertility and Reproductive Endocrinology
Center for Research in Continence and Pelvic Floor Disorders
Ovarian Cancer Center of Excellence
Pittsburgh Development Center

School of Medicine/ UPMC Health System
Affect Regulation and Adolescent Brain Center
Audiology Center
Benedum Geriatric Center
Brachial Plexus and Peripheral Nerve Injury Center and Clinic
Brain and Spine Injury Center
Charles T. Campbell Ophthalmic Microbiology Laboratory
Cardiovascular Institute
Center for Clinical Neurophysiology
Center for Diabetes and Endocrinology
Center for Emergency Medicine of Western Pennsylvania
Center for Balance Disorders
Center for Hemochromatosis and Iron Overload Disorders
Center for Image-Guided Neurosurgery

Centers, Institutes, Laboratories, and Clinics Fall Term 2008

Centers, Institutes, Laboratories, and Clinics: Jointly-Administered Centers (continued)

School of Medicine/UPMC Health System (continued)

Center for Integrative Medicine
Center for Intestinal Health and Nutrition Support
Center for Liver Diseases
Center for Overcoming Problem Eating
Center for Women's Digestive Health
Comprehensive Epilepsy Center
Comprehensive Lung Center
Comprehensive Pain Center
Cosmetic Surgery and Skin Health Center
Cutaneous Oncology Center
Digestive Disorders Clinic
Emphysema Resource Center
Eye Center
Gastrointestinal Cancer Prevention and Treatment Center
Hillman Cancer Center
Inflammatory Bowel Disease Center
Institute on Aging
Institute for Doctor-Patient Communication
Institute to Enhance Palliative Care
Institute for Rehabilitation and Research
LHAS Women's Heart Center
Late-Life Depression Evaluation and Treatment Center
McGowan Institute for Regenerative Medicine
Neurogastroenterology and Motility Center
Osteoporosis Prevention and Treatment Center
Spasticity Evaluation and Treatment Institute
Pancreas and Biliary Center
Minimally Invasive Endoneurosurgery Center
Position Emissions Tomography Center
Simmons Center for Interstitial Lung Diseases
Center for Sleep Medicine
Sinus and Allergy Center
STAR Center (Services for Teens at Risk)
Stroke Institute
Thomas E. Starzl Transplantation Institute
University of Pittsburgh Headache Center
Weight Management Center
Paul Wellstone Muscular Dystrophy Cooperative Research Center
Western Psychiatric Institute and Clinic
Late-Life Mood Disorder Evaluation & Treatment Center

School of Medicine/VA Pittsburgh Health Care System

Geriatric Research Education and Clinical Center
Center for Health Equity and Research Promotion

University of Pittsburgh/Carnegie Mellon University

Brain Imaging Research Center
Center for the Neural Basis of Cognition
Real-time Outbreak and Disease Surveillance Laboratory
Pittsburgh Center for Social History
Pittsburgh Mind/Body Center
Pittsburgh NMR Center for Biomedical Research

University of Pittsburgh/Carnegie Mellon University/ Duquesne

University/UPMC Health System/Windber Research Institute

Pittsburgh Tissue Engineering Initiative

University of Pittsburgh/Carnegie Mellon University/Sandia National Laboratories

Pittsburgh Molecular Libraries Screening Center

University of Pittsburgh/Carnegie Mellon University/Westinghouse Electric Corporation

Pittsburgh Supercomputing Center

University-wide

Institute of Politics

¹ Centers and institutes in the category "University Centers and Institutes" are distinguished by organizational permanence, programmatic autonomy, and an annual operating budget fiscally independent of any other academic, research, and/or service unit.

² Centers and institutes listed are jointly administered by two or more schools of the Health Sciences, including: Graduate School of Public Health, School of Dental Medicine, School of Health and Rehabilitation Sciences, School of Nursing, School of Pharmacy, and School of Medicine.

Note: The centers, institutes, laboratories, and clinics listed are University of Pittsburgh or University affiliated organizations. They are either single or multidisciplinary in scope, and are generally involved in some combination of education, research or service activities. Each center, institute, laboratory, and clinic is listed under the name of the unit with which it is associated.
The Office of Management Information and Analysis modifies this listing throughout the year.



Library Collections and Services

Library Collections and Services

The University of Pittsburgh libraries and collections provide an abundant amount of information and services to the students, faculty, staff, administrators, and researchers of the University. In fiscal year 2008, the University's 28 libraries and collections have surpassed 5.6 million volumes. In addition, they contain more than 5 million pieces of microforms, and over 59,000 current serials.

Under the administration of the Hillman University Librarian and Director, the University Library System (ULS) includes the following libraries and collections: Hillman (main), African American, Allegheny Observatory, Archives Service Center, Buhl (social work), Center for American Music, Chemistry, Special Collections, East Asian, Engineering (Bevier Library), Frick Fine Arts, Government Documents, Information Sciences, Katz Graduate School of Business, Langley (biological sciences, behavioral neuroscience), Music, Public and International Affairs/Economics, and Special Collections. Libraries are also located at each of the University's four regional campuses. The ULS maintains a high-density storage area at the Library Facility in the Point Breeze section of Pittsburgh.

The Hillman Library is the largest facility with seating for 1,530 users. It offers an open stack arrangement and an extensive range of library services. Hillman Library houses collections in the humanities and social sciences, and includes area studies, psychology, computer science, maps, and government documents.

In addition to the University Library System, the University offers the Barco Law Library and the Health Sciences Library System.

The Health Sciences Library System (HSLs) at the University of Pittsburgh comprises several libraries that support the educational, research, patient care, and service activities of the schools of the health sciences (Medicine, Dental Medicine, Pharmacy, Health and Rehabilitation Sciences, Nursing, and Public Health), as well as the hospitals of the University of Pittsburgh Medical Center. The HSLs includes Falk Library of the Health Sciences, the Western Psychiatric Institute and Clinic Library, the Libraries at UPMC Shadyside, and the Children's Hospital of Pittsburgh Libraries. The Computer and Media Center in Falk Library is the primary health sciences facility and service point for audiovisual and microcomputer resources. HSLs Online (www.hsls.pitt.edu) is the gateway to extensive electronic resources for clinical and research needs.

PITTCat+, the University of Pittsburgh's online library catalog, provides access to materials held in all University libraries, as well as online journal, newspaper and magazine articles, hundreds of thousands of licensed and freely available e-books, digital images and texts, and information for more than 5 million items. In addition, the ULS provides access to a comprehensive journal and magazine article discovery tool, Zoom!, as well as hundreds of additional general and subject specific databases supporting the research needs of Pitt faculty, staff, and students. These and hundreds of other online resources are available via the Pitt Digital Library at www.library.pitt.edu.

Source: University Library System, March 2009.

The University of Pittsburgh is a member of the Association of Research Libraries. Through membership in several Pennsylvania consortia of libraries, including PALCI and PALINET, cooperative borrowing arrangements have been developed with other Pennsylvania institutions.

University Library System

Hillman Library	<i>Schenley Drive at Forbes Avenue</i>
Allegheny Observatory	
.....	<i>Allegheny Observatory, 159 Riverview Avenue</i>
Archives Service Center	<i>7500 Thomas Boulevard</i>
Bevier Engineering Library	<i>126 Benedum Hall</i>
Center for American Music	
.....	<i>4301 Forbes Avenue (Stephen Foster Memorial)</i>
Chemistry Library	<i>200 Eberly Hall</i>
Frick Fine Arts Library	<i>Frick Fine Arts Building</i>
Graduate School of Public and International Affairs/ Economics Library	<i>1G12 Wesley W. Posvar Hall</i>
Information Sciences Library	<i>302 Information Sciences</i>
Katz Graduate School of Business Library	<i>130 Mervis</i>
Langley Library (biological sciences and neuroscience)	
.....	<i>A-217 Langley Hall</i>
Library Resource Facility	<i>7500 Thomas Boulevard</i>
Music Library	<i>B-30 Music Building</i>

Regional Campuses:

Hanley Library	<i>Bradford Campus</i>
Haskell Memorial Library	<i>Titusville Campus</i>
Millstein Library	<i>Greensburg Campus</i>
Owen Library	<i>Johnstown Campus</i>

Barco Law Library	<i>400 Barco Law Building</i>
--------------------------------	-------------------------------

Health Sciences Library System

Children's Hospital Library	<i>7th Floor, DeSoto Wing</i>
Falk Library	<i>Second Floor, Sciafe Hall</i>
UPMC Shadyside Libraries	<i>5230 Centre Avenue</i>
Western Psychiatric Institute and Clinic (WPIC) Library	
.....	<i>220 Thomas Detre Hall of the WPIC</i>

Library Collection Information
University Library System, Health Sciences Library System,
Law Library and University Total
Fiscal Years 2007 and 2008

	Library Collections Information	
	2007	2008
University Library System		
Monograph Volumes	4,555,752	5,092,011
Current Serials Received	39,997	50,438
Microform Units	3,994,866	4,024,952
Cartographic Materials	123,982	124,382
Graphic Materials	760,565	810,943
Audio Materials	109,289	112,167
Film and Video Materials	76,641	89,727
Manuscript and Archives (linear feet)	31,064	31,528
Health Sciences Library System		
Monograph Volumes	336,249	336,125
Current Serials Received	4,537	4,406
Microform Units	68,530	68,530
Cartographic Materials	33	30
Graphic Materials	4	5
Audio Materials	2,609	2,727
Film and Video Materials	5,007	5,016
Law Library		
Monograph Volumes	224,304	229,267
Current Serials Received	4,103	4,297
Microform Units	1,336,272	1,348,897
Cartographic Materials	0	0
Graphic Materials	1,753	1,753
Audio Materials	408	421
Film and Video Materials	357	371
<hr/>		
University Total		
Monograph Volumes	5,116,305	5,657,403
Current Serials Received	48,637	59,141
Microform Units	5,399,668	5,442,379
Cartographic Materials	124,015	124,412
Graphic Materials	762,322	812,701
Audio Materials	112,306	115,315
Film and Video Materials	82,005	95,114
Electronic Materials shared jointly by all libraries		
Number of electronic full-text journals	39,471	42,813
Number of electronic books	237,567	537,837
<hr/>		
	Number of Transactions or Instruction Sessions	
	2007	2008
University Library System		
Circulation Transactions	495,104	445,928
Reference Transactions	108,971	77,139
Library Instruction Sessions	779	689
Health Sciences Library System		
Circulation Transactions	35,077	31,505
Reference Transactions	58,553	54,502
Library Instruction Sessions	744	685
Law Library		
Circulation Transactions	4,492	4,333
Reference Transactions	2,984	2,882
Library Instruction Sessions	89	67
<hr/>		
University Total		
Circulation Transactions	534,673	481,766
Reference Transactions	170,508	134,523
Library Instruction Sessions	1,612	1,441
All Libraries -- Digital Services		
# of electronic reference transactions	9,540	11,003
# of Searches in Networked Elec Resources	6,863,768	5,299,926

Source: University Library System, March 2009.



Computing Services and Systems Development

Computing Services and Systems Development

Information technology has become an integral part of the academic and research mission of the University of Pittsburgh. Worldwide computing, networked information, online collaboration, and technology-delivered instruction are daily experiences at the University's five campuses. Computing Services and Systems Development (CSSD) provides the infrastructure, resources, and support for these services that are utilized by nearly every student, faculty, and staff member.

CSSD maintains the Information Technology Web site at **technology.pitt.edu** to provide the University community with a one-stop source for technology resources, as well as technology news and computer security services.

University Computing Accounts and Electronic Mail

Each student, faculty, or staff member receives a University Computing Account at the time of admission or employment. It provides access to the computing and technology services described below. The account features a unique username that is used in conjunction with a secure password. Forgotten passwords can be reset online using the Self-Service Password Reset Service. Students, faculty, and staff must set three online security questions at **accounts.pitt.edu** before using the service.

University email addresses consist of a username followed by "@pitt.edu" (for example, abc123@pitt.edu). Students, faculty, and staff can read University email online from any location using the Webmail feature available at **my.pitt.edu**. All official University correspondence is sent to a user's University email address. Email forwarding options are available at **accounts.pitt.edu** for those who prefer to read their e-mail at another address.

Network and Telecommunications Environment

CSSD provides the network infrastructure and telecommunications backbone for the University community. The University's data network, PittNet, operates over a 10 Gigabit backbone that joins hundreds of local Ethernets into a large, geographically distributed network and connects thousands of computers at all five University campuses to the Internet. PittNet extends into campus buildings with reliable 1Gigabit connections

and service points to University offices and workspaces at 100 Mbps. The undergraduate residence halls are fully wired, with one Ethernet port per student. An extensive consulting and support program is available in the residence halls to support student computing.

Wireless PittNet, the University's campus-wide wireless network, is built upon the strength of the University's wired network. The service is easy to use, secure, and reliable. Guest Wireless Service is available to provide short-term Internet access to visitors on official University business.

When off-campus, students, faculty, and staff have access to PittNet through the Secure Remote Access service and a modem pool that supports dial-up connections. The Secure Remote Access service provides students, faculty, and staff with a convenient way to access restricted online library journals, databases, and other University resources at any time and from any location.

The University's Web portal, **my.pitt.edu**, provides students, faculty, and staff with a single point of Web access to the information and applications that they use most at the University. The portal makes it possible to check email, view grades and class schedules, pay tuition bills online, and read local news and weather from one convenient location. Users can customize their portal page's content and layout. University units and schools can easily disseminate information to their students, faculty, and staff through the various portal communities.

Extensive telecommunications support is provided to more than 25,000 telephones. Advanced services such as audio conferencing, Automated Call Distribution, calling cards, and professional consulting on wireless telephone service are available to the University community. University units can utilize the Telephone Conferencing Service to hold secure, on-demand conference calls at any time, day or night.

Resource Environment

The University's Emergency Notification Service will be used to communicate through voice and text messages as deemed appropriate in the event of an emergency. Students, faculty, and staff must subscribe to participate in this service by visiting **my.pitt.edu**.

Computing Services and Systems Development

The Technology Help Desk at 412 624-HELP [4357] is available 24 hours a day, seven days per week. Questions and problem reports can also be submitted online at **technology.pitt.edu**. The Technology Help Desk provides troubleshooting and problem resolution, and answers “how to” questions on a variety of information technology issues. Instructional documentation is also available at **technology.pitt.edu**.

CSSD supports seven campus computing labs for students at the Pittsburgh campus. The labs offer more than 600 computers running Windows, Macintosh, Linux, and UNIX. Computers are equipped with more than 100 of the latest software applications and tools as well as CD writing capability and USB ports. Each lab features several media stations that offer scanning capabilities. Printing services include high-speed print capability in all facilities and color laser print capability in the David Lawrence Hall computing lab. Self-Service Printing stations are being piloted in the David Lawrence Hall and Posvar Hall labs in 2008. Lab locations, hours, and equipment lists are available at **technology.pitt.edu**. Students can also call Lab Line at 412 383-LABS [5227] for real-time information about lab hours and the number of computers available in each lab. In addition, more than 100 email kiosks are distributed throughout the Pittsburgh campus, providing convenient locations for students to check their email or to browse the Web between classes.

CSSD’s spam and virus email filtering service stops dangerous viruses and unwanted email from reaching the @pitt.edu email addresses of students, faculty, and staff. Students, faculty, and staff can also use the Pitt Software Update Service at **updates.pitt.edu** to protect their Windows computers from viruses and security vulnerabilities. The Pitt Software Update Service downloads and installs the latest Microsoft security updates and service packs locally from the University’s network. CSSD also provides anti-spyware software, available at no cost at **software.pitt.edu**, to help protect Windows computers against harmful spyware programs.

CSSD has implemented a Central Directory that is the authoritative, centralized database of all individuals affiliated with the University. It includes information about students, faculty, and staff as well as various other classifications of individuals associated with the University. A unique feature of the Central Directory is the Find People online

directory service, which allows users to conduct a search for individuals at Pitt using their last names or University Computing Account usernames.

Support Environment

The University’s Network Operations Center (NOC) monitors and manages critical University business and academic systems around the clock to ensure availability and to prevent service interruptions. Computing Services and Systems Development offers a consulting and evaluation service to University departments on a contractual basis. Through the contract program, systems analysts and technical professionals can be hired, from one to five days per week, to provide dedicated, high-level, on-site consulting.

CSSD has also established the Expert Partners program to provide departmental technical staff with access to CSSD resources, as well as liaison and training services. This program is designed to assist the departmental staff analyst in delivering high-quality support within his or her own department, coordinated with the overall direction of services provided by CSSD.

CSSD’s Academic Computing program offers desktop support for faculty members as well as assistance with the Faculty Computing Program – a program that provides the latest computer software to faculty participants.

Students are provided with an extensive array of software applications and utilities at no cost. The Microsoft Campus Software for Students program provides Microsoft applications and operating systems to Pitt students free of charge. Students can receive software upgrades while enrolled at the University and may retain the software when they graduate. CSSD also offers mathematics, statistics, utility, and Internet software products without charge or at greatly reduced prices.

In addition, CSSD provides the University community with a Software Download Service (**software.pitt.edu**) that permits students, faculty, and staff to install software that is available free of charge according to the University’s enterprise and site license agreements.

Source: Computing Services and Systems Development, October 2008.



Alumni Hall

Institutional Advancement

Institutional Advancement

The mission of the Office of Institutional Advancement is to build relationships, inspire philanthropy, and steward those who invest in the University of Pittsburgh.

At the close of the fiscal year, the University's capital campaign, "Building Our Future Together," had raised \$1.273 billion in gifts and pledges. A major focus of the campaign has been to increase the number of University endowed funds, which provide perpetual support for the University. At the end of fiscal year 2008, the University had 1,885 endowed funds, a 123% increase in the number of funds at the beginning of the campaign. To date, more than 136,742 donors have contributed to the campaign. Of these donors, 243 have given \$1 million or more to the University.

In fiscal year 2008, the University acquired more than \$126 million in outright gifts from private sources, making this another record-breaking fundraising year for the University. Individuals gave more than \$43 million; corporations contributed more than \$9 million; foundations gave more than \$57 million; and other groups and sources contributed \$17 million.

Institutional Advancement's staff members promote and mobilize volunteer activities in support of fundraising. They coordinate alumni advocacy efforts, and perform other functions in support of the University's mission. One important fundraising program is the Annual Fund, which provides potential donors with opportunities to support the University at every dollar level. From small donations which help to fund day-to-day operations to large gifts which endow entire programs, the generous support of devoted Pitt alumni, friends, parents, faculty, and staff is critical to Pitt's mission. In fiscal year 2008, 47,138 donors made gifts to the University's Annual Fund.

Institutional Advancement's Planned Giving Department assists the University's alumni and friends in arranging charitable gifts that are executed over an extended period of time or at some point in the future.

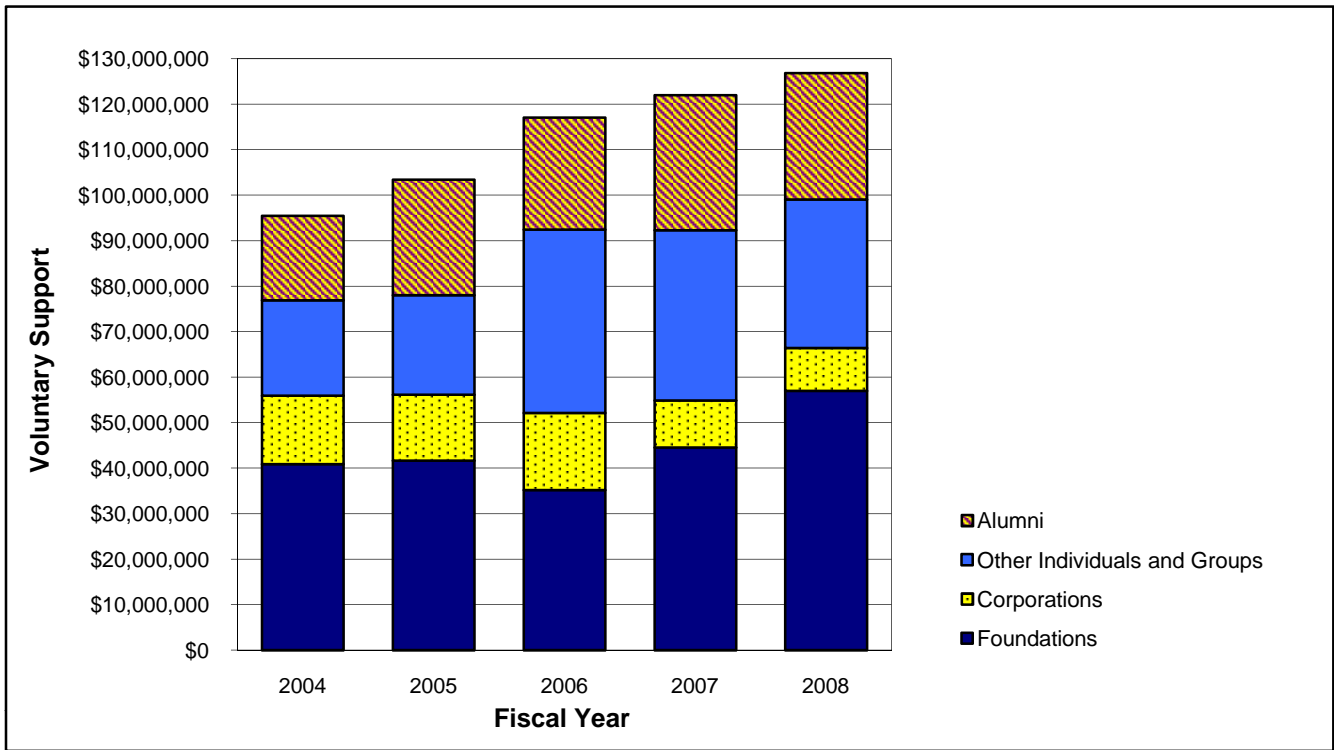
These contributions, which may provide powerful tax benefits and sources of income to donors, can be made through gifts of life insurance, life income gifts, or a number of other donor-friendly options.

Corporate and Foundation Relations staff members act as liaisons between individuals at the University – faculty or various other departmental personnel – and representatives of local, national, and international corporations and foundations. The purpose of this effort is to connect University funding needs with the philanthropic interests of donor organizations. In addition, the University participates in a corporate matching gift program through which numerous corporations match eligible gifts made to the University by their employees.

The University's alumni number more than 251,000 and reside in all 50 states, the District of Columbia, four U.S. territories, and 160 foreign countries. The Office of Alumni Relations and the University of Pittsburgh Alumni Association together promote mutually productive relationships between the University and its alumni. Alumni Relations staff members foster the continued connection of alumni with Pitt after graduation, as alumni link the University's past with its future. Additionally, Alumni Relations staff members direct the Blue and Gold Society, an organization of outstanding student leaders who represent the University at alumni and community events. The Alumni Association charters a growing number of Pitt alumni clubs, works to influence government offices to fund and nurture higher education, and assists the University in its efforts to attract and support high-caliber students.

Institutional Advancement also administers activities held in the Heinz Memorial Chapel, a Gothic building famous for its magnificent stained glass windows. The Chapel is a focal point of campus life for students, faculty, staff, and alumni. It provides a place for worship services, concerts, lectures, memorial services, weddings, and individual reflection and meditation.

Voluntary Support by Source of Giving Fiscal Year 2004 to 2008

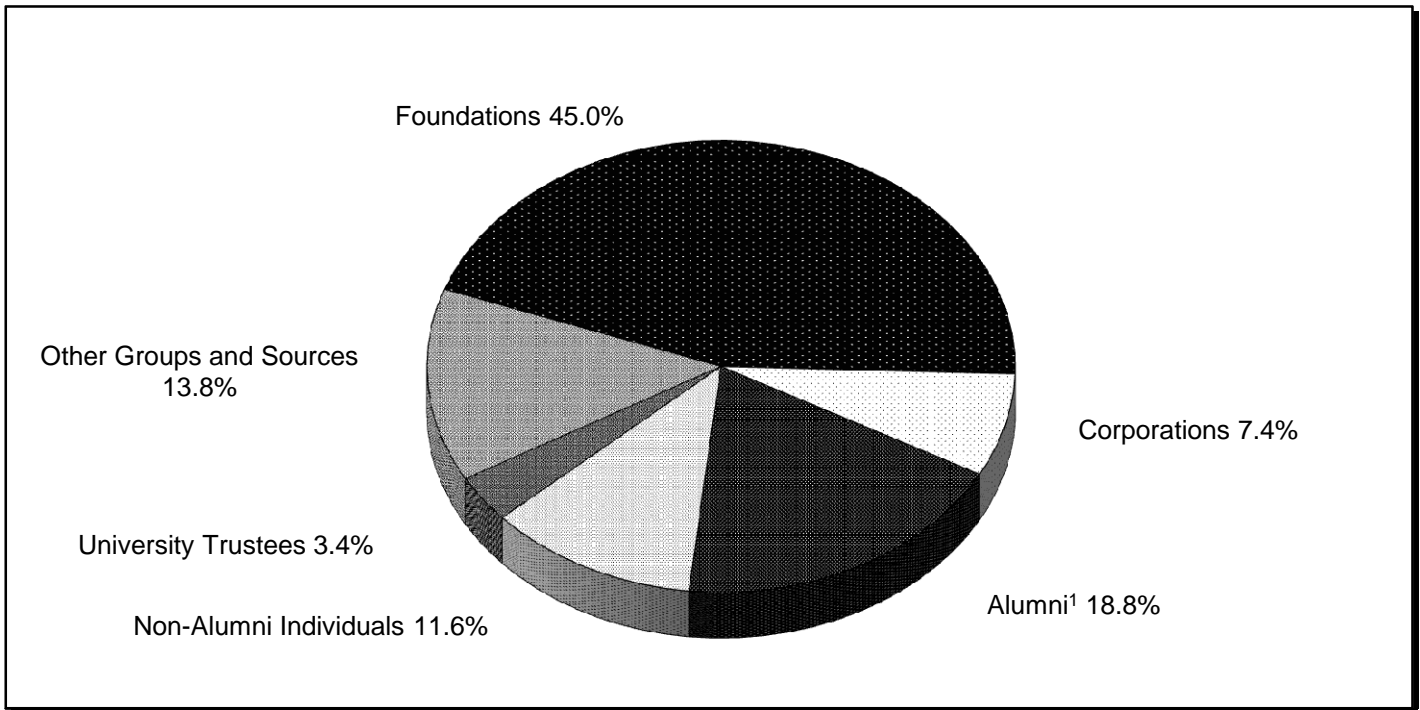


Fiscal Year	Alumni	Other Individuals and Groups	Corporations	Foundations	Voluntary Support All Sources
2004	\$18,599,981	\$20,980,668	\$15,052,828	\$40,874,077	\$95,507,554
2005	25,348,815	21,921,287	14,485,993	41,655,431	103,411,526
2006	24,578,561	40,316,157	16,962,524	35,218,646	117,075,888
2007	29,712,985	37,426,989	10,314,258	44,555,985	122,010,217
2008	27,759,235	32,670,105	9,374,670	57,042,058	126,846,068

Note: The Voluntary Support figures shown in this table are point-in-time, and as such, serve only as a reference point. Other presentations of these data may take into account changes in donor specifications and various other developments.

Source: Institutional Advancement, October 2008.

**Voluntary Support by Support Category
Fiscal Year 2008**



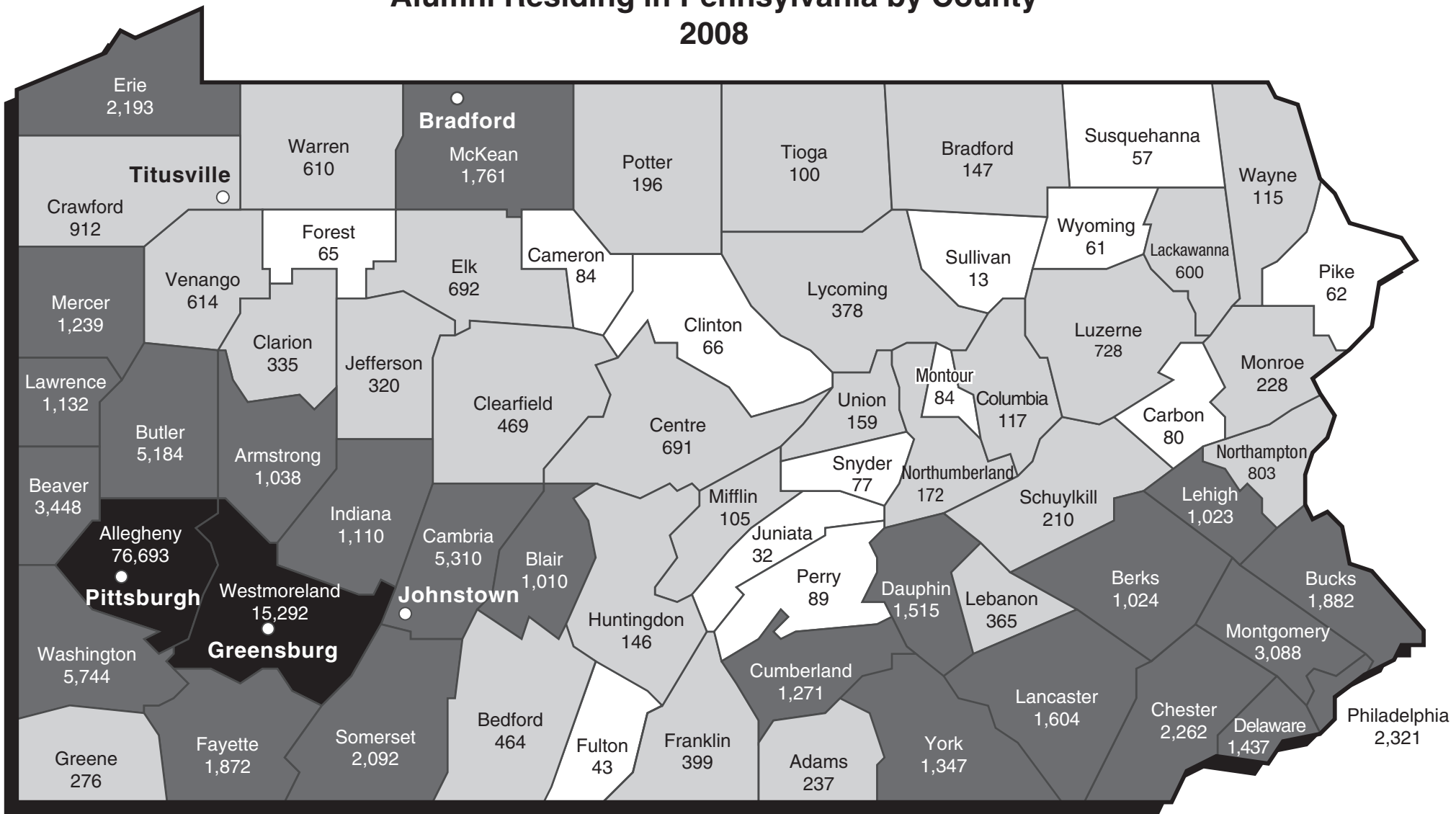
Support Category	Voluntary Support
Foundations	\$57,042,058
Corporations	9,374,670
Alumni ¹	23,876,182
Non-Alumni Individuals	14,702,375
University Trustees	4,313,123
Other Groups and Sources	17,537,660
Support Category Total	<u><u>\$126,846,068</u></u>

Note: The Voluntary Support figures shown in this table are point-in-time, and as such, serve only as a reference point. Other presentations of these data may take into account changes in donor specifications and various other developments.

¹University of Pittsburgh alumni who serve as members of the University Board of Trustees are included under the support category designated as "University Trustees."


Source: Institutional Advancement, October 2008.

Alumni Residing in Pennsylvania by County 2008

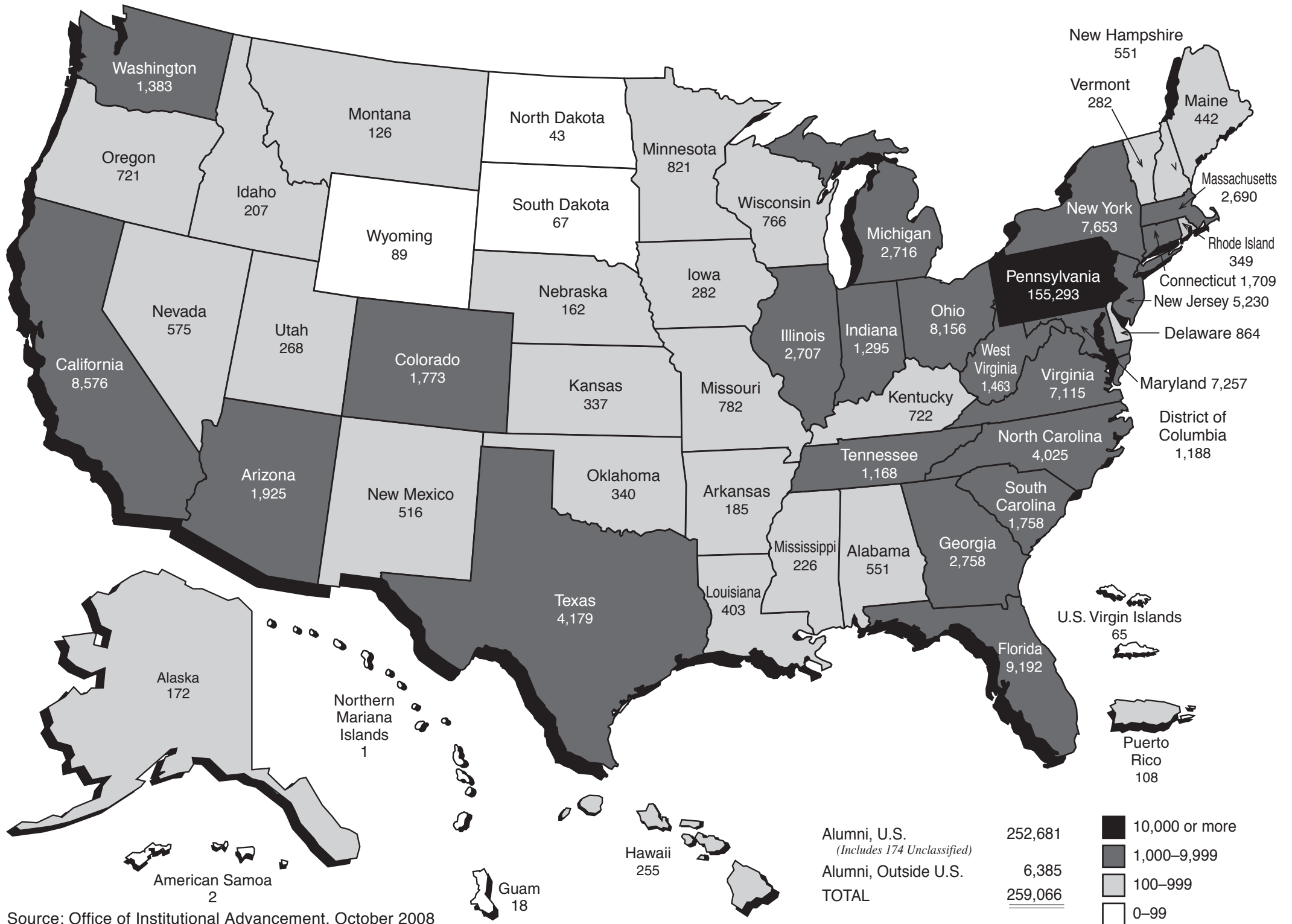


Source: Office of Institutional Advancement, October 2008


Alumni, Pennsylvania	155,293
Alumni, Other U.S.	97,388
Alumni, Outside U.S.	<u>6,385</u>
TOTAL	<u>259,066</u>



Alumni Residing in the United States by State or Territory 2008



Alumni, U.S.	252,681
<i>(Includes 174 Unclassified)</i>	
Alumni, Outside U.S.	6,385
TOTAL	<u>259,066</u>



Source: Office of Institutional Advancement, October 2008

APPENDIX

This appendix includes the following three Fact Book tables that were previously found in the Faculty and Staff Information section (**note that these tables should be used for informational purposes only**):

1. Full-Time and Part-Time Employees by School and Employee Type, Pittsburgh Campus, Regional Campuses, and University Total, Fall Term 2008
2. Full-Time Employees by Race and Sex, Pittsburgh Campus, Regional Campuses, and University Total, Fall Term 2008
3. Selected Characteristics of Full-Time Employees, Total University, Fall Term 2008

These three tables have been moved to this appendix as they have been replaced with revised tables.

The revised tables now include, in the Research Associate category, both Research Associate and Post Doctoral Associate employees. The revised tables are those currently included in the Faculty and Staff Information section of the Fact Book.

Note that this table should be used for informational purposes only. Revised data, found in the table currently located in the Faculty and Staff Information section, supercede these data.

Full-Time and Part-Time Employees by School and Employee Type Pittsburgh Campus, Regional Campuses and University Total Fall Term 2008

		Faculty			Research Associate			Staff			Total	
		Full Time	Part Time	Total	Full Time	Part Time	Total	Full Time	Part Time	Total		
Pittsburgh Campus	School of Arts and Sciences	693	359	1,052	11	0	11	397	28	425	1,488	
	College of General Studies	0	30	30	0	0	0	26	0	26	56	
	University Honors College	0	0	0	1	0	1	7	0	7	8	
	Joseph M. Katz Graduate School of Business	78	27	105	0	0	0	104	4	108	213	
	School of Education	114	18	132	6	1	7	107	14	121	260	
	Swanson School of Engineering	131	19	150	17	1	18	91	3	94	262	
	School of Law	49	1	50	0	0	0	40	2	42	92	
	Graduate School of Public and International Affairs	32	7	39	0	0	0	23	2	25	64	
	School of Social Work	32	59	91	1	0	1	89	1	90	182	
	School of Information Sciences	31	18	49	0	0	0	21	1	22	71	
	School of Dental Medicine	87	91	178	1	0	1	158	7	165	344	
	School of Nursing	78	13	91	4	0	4	83	15	98	193	
	School of Pharmacy	81	11	92	9	0	9	56	4	60	161	
	Graduate School of Public Health	156	11	167	22	2	24	409	47	456	647	
	School of Medicine	2,129	82	2,211	230	3	233	1,436	84	1,520	3,964	
	School of Health and Rehabilitation Sciences	93	11	104	0	0	0	41	2	43	147	
	Other Areas	114	14	128	45	5	50	3,181	137	3,318	3,496	
		Total	3,898	771	4,669	347	12	359	6,269	351	6,620	11,648

Note that this table should be used for informational purposes only. Revised data, found in the table currently located in the Faculty and Staff Information section, supercede these data.

Full-Time and Part-Time Employees by School and Employee Type Pittsburgh Campus, Regional Campuses and University Total Fall Term 2008

		Faculty			Research Associate			Staff			Total
		Full Time	Part Time	Total	Full Time	Part Time	Total	Full Time	Part Time	Total	
Regional Campuses	University of Pittsburgh at Johnstown	151	14	165	0	0	0	209	7	216	381
	University of Pittsburgh at Greensburg	74	14	88	0	0	0	95	3	98	186
	University of Pittsburgh at Titusville	28	39	67	0	0	0	50	4	54	121
	University of Pittsburgh at Bradford	73	11	84	0	0	0	130	7	137	221
	Total	326	78	404	0	0	0	484	21	505	909
University Total		4,224	849	5,073	347	12	359	6,753	372	7,125	12,557

Notes: Figures include regular full-time and regular part-time employees. Individuals employed on a temporary full-time or temporary part-time basis are not included.

Joseph M. Katz Graduate School of Business includes the College of Business Administration.

Education does not include employees in the responsibility center entitled Education-University Service Programs.

Other Areas include the following responsibility centers: Office of the Chancellor, Secretary of the Board of Trustees, Student Affairs, Office of the Provost, Office of the Senior Vice Chancellor for Health Sciences, University Center for International Studies, General Counsel, Pittsburgh Cancer Institute, Vice Chancellor for Institutional Advancement, Education-University Service Programs, University Library System, Computing Services and Systems Development, Facilities Management, Learning Research and Development Center, Athletics, University Center for Social and Urban Research, School of Medicine Division Administration, Executive Vice Chancellor, Vice Chancellor for Budget and Controller, Human Resources, and Business Operations.

Note that this table should be used for informational purposes only. Revised data, found in the table currently located in the Faculty and Staff Information section, supercede these data.

Full-Time Employees by Race and Sex Pittsburgh Campus, Regional Campuses, and University Total Fall Term 2008

CAMPUS		Black Non-Hispanic	American Indian/ Alaskan Native	Asian/Pacific Islander	Hispanic	White Non-Hispanic	Unknown/ Not Reported	Total		
Pittsburgh	Faculty	Male	55	2	461	62	1,847	9	2,436	
		Female	47	3	213	37	1,154	8	1,462	
		Total	102	5	674	99	3,001	17	3,898	
	Research Associate	Male	1	0	97	6	56	3	163	
		Female	9	0	76	4	95	0	184	
		Total	10	0	173	10	151	3	347	
	Staff	Male	281	2	90	27	1,953	14	2,367	
		Female	394	5	197	26	3,239	41	3,902	
		Total	675	7	287	53	5,192	55	6,269	
	Pittsburgh Total		Male	337	4	648	95	3,856	26	4,966
			Female	450	8	486	67	4,488	49	5,548
			Total	787	12	1,134	162	8,344	75	10,514
<hr/>										
Regional Campuses										
Johnstown	Faculty	Male	1	0	5	1	78	1	86	
		Female	1	0	4	0	60	0	65	
		Total	2	0	9	1	138	1	151	
	Staff	Male	3	0	1	0	94	0	98	
		Female	2	0	1	1	107	0	111	
		Total	5	0	2	1	201	0	209	
Johnstown Total		Male	4	0	6	1	172	1	184	
		Female	3	0	5	1	167	0	176	
		Total	7	0	11	2	339	1	360	
<hr/>										
Greensburg	Faculty	Male	1	0	0	1	33	0	35	
		Female	1	0	3	2	33	0	39	
		Total	2	0	3	3	66	0	74	
	Staff	Male	4	0	0	0	35	0	39	
		Female	2	0	1	0	53	0	56	
		Total	6	0	1	0	88	0	95	
Greensburg Total		Male	5	0	0	1	68	0	74	
		Female	3	0	4	2	86	0	95	
		Total	8	0	4	3	154	0	169	
<hr/>										
Titusville	Faculty	Male	0	0	2	1	9	1	13	
		Female	0	0	1	0	14	0	15	
		Total	0	0	3	1	23	1	28	
	Staff	Male	0	0	0	0	20	0	20	
		Female	0	0	0	0	30	0	30	
		Total	0	0	0	0	50	0	50	
Titusville Total		Male	0	0	2	1	29	1	33	
		Female	0	0	1	0	44	0	45	
		Total	0	0	3	1	73	1	78	

Note that this table should be used for informational purposes only. Revised data, found in the table currently located in the Faculty and Staff Information section, supercede these data.

Full-Time Employees by Race and Sex Pittsburgh Campus, Regional Campuses, and University Total Fall Term 2008

CAMPUS (continued)		Black Non-Hispanic	American Indian/ Alaskan Native	Asian/Pacific Islander	Hispanic	White Non-Hispanic	Unknown/ Not Reported	Total
Bradford Faculty	Male	2	0	5	1	41	0	49
	Female	<u>0</u>	<u>0</u>	<u>1</u>	<u>1</u>	<u>22</u>	<u>0</u>	<u>24</u>
	Total	2	0	6	2	63	0	73
Staff	Male	0	0	0	0	47	0	47
	Female	<u>0</u>	<u>0</u>	<u>1</u>	<u>0</u>	<u>82</u>	<u>0</u>	<u>83</u>
	Total	0	0	1	0	129	0	130
Bradford	Male	2	0	5	1	88	0	96
	Female	<u>0</u>	<u>0</u>	<u>2</u>	<u>1</u>	<u>104</u>	<u>0</u>	<u>107</u>
	Total	2	0	7	2	192	0	203
<hr/>								
Regional Campuses Faculty	Male	4	0	12	4	161	2	183
	Female	<u>2</u>	<u>0</u>	<u>9</u>	<u>3</u>	<u>129</u>	<u>0</u>	<u>143</u>
	Total	6	0	21	7	290	2	326
Staff	Male	7	0	1	0	196	0	204
	Female	<u>4</u>	<u>0</u>	<u>3</u>	<u>1</u>	<u>272</u>	<u>0</u>	<u>280</u>
	Total	11	0	4	1	468	0	484
Regional Campuses	Male	11	0	13	4	357	2	387
	Female	<u>6</u>	<u>0</u>	<u>12</u>	<u>4</u>	<u>401</u>	<u>0</u>	<u>423</u>
	Total	17	0	25	8	758	2	810
<hr/>								
UNIVERSITY Faculty	Male	59	2	473	66	2,008	11	2,619
	Female	<u>49</u>	<u>3</u>	<u>222</u>	<u>40</u>	<u>1,283</u>	<u>8</u>	<u>1,605</u>
	Total	108	5	695	106	3,291	19	4,224
Research Associate	Male	1	0	97	6	56	3	163
	Female	<u>9</u>	<u>0</u>	<u>76</u>	<u>4</u>	<u>95</u>	<u>0</u>	<u>184</u>
	Total	10	0	173	10	151	3	347
Staff	Male	288	2	91	27	2,149	14	2,571
	Female	<u>398</u>	<u>5</u>	<u>200</u>	<u>27</u>	<u>3,511</u>	<u>41</u>	<u>4,182</u>
	Total	686	7	291	54	5,660	55	6,753
UNIVERSITY	Male	348	4	661	99	4,213	28	5,353
	Female	<u>456</u>	<u>8</u>	<u>498</u>	<u>71</u>	<u>4,889</u>	<u>49</u>	<u>5,971</u>
	Total	<u>804</u>	<u>12</u>	<u>1,159</u>	<u>170</u>	<u>9,102</u>	<u>77</u>	<u>11,324</u>

Note: Figures include regular full-time employees. Individuals employed on a temporary full-time basis are not included.

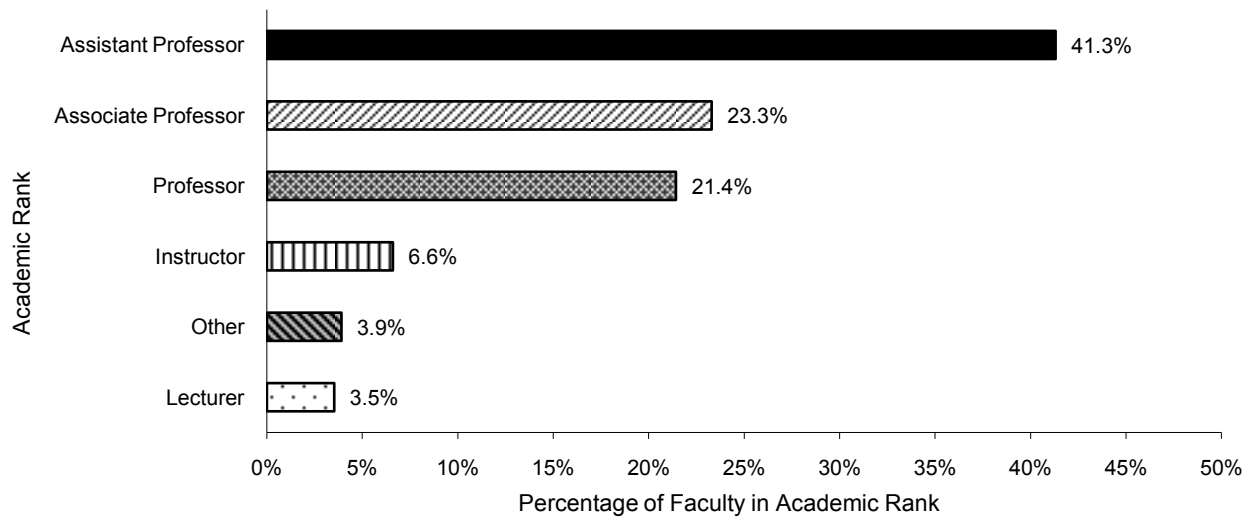
**Selected Characteristics of Full-Time Employees
Total University
Fall Term 2008**

Number of Full-Time Employees by Employee Type

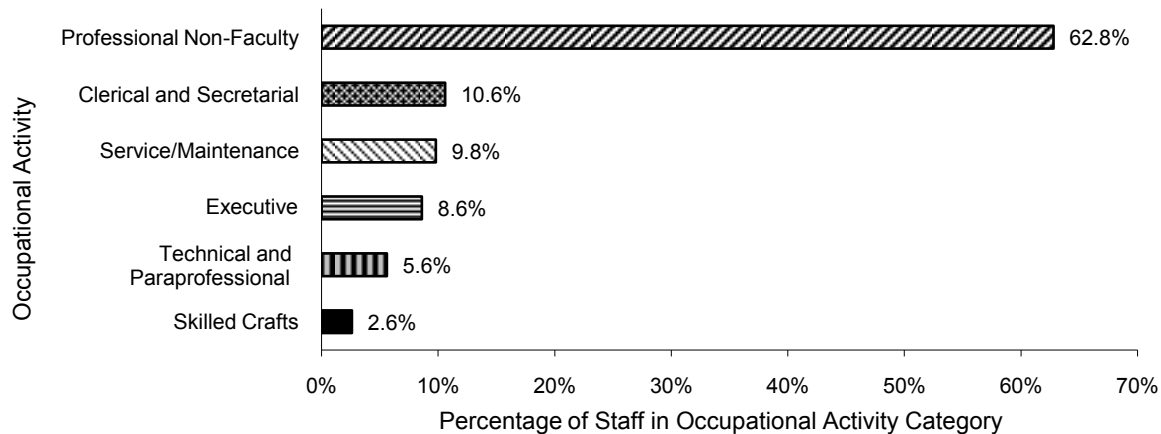
Faculty	4,224	37.3%
Research Associate	347	3.1%
Staff	<u>6,753</u>	59.6%
Total	<u><u>11,324</u></u>	100.0%

Note that the data above should be used for informational purposes only. Revised data, found in the table currently located in the Faculty and Staff Information section, supercede these data.

Faculty by Academic Rank



Staff by Occupational Activity Category



Notes: The charts shown on this page provide faculty and staff details, ranks and occupational activity categories, respectively. Figures include regular full-time employees. Individuals employed on a temporary basis are not included.