



University of Pittsburgh Fact Book 2005

FOREWORD

The *University of Pittsburgh Fact Book* is a multi-perspective profile of the University of Pittsburgh. In step with the dynamic nature of the University, it is our intent with this 2005 edition, to provide the most recent information that is available. This year, we include comprehensive student, faculty, and staff information for Fall Term, 2004.

Much of the information presented herein is compiled by our office from data sources designed to support the planning, budgeting, and governmental compliance requirements of the University. If the source for the information presented is not Institutional Research, we reference that particular office. We are most grateful to all of the various individuals who, over the years, have supported our efforts in this compilation.

The Institutional Research website, www.ir.pitt.edu, provides access to the online version of the *Fact Book*. This website is continuously updated and presents information respective to past, current, and subsequent editions.

As the *University of Pittsburgh Fact Book* is an overview, additional information may be made available by contacting Institutional Research.

Vijai P. Singh
Interim Director

Robert D. Goga
Assistant Director and Editor

Diane K. Drazdzinski
Institutional Research Analyst
and Assistant Editor



University of Pittsburgh

University of Pittsburgh

Fact Book 2005

Table of Contents

GENERAL INFORMATION

The University of Pittsburgh at a Glance

Fact Book Highlights

Mission Statement

Guide to *Fact Book* Definitions

Academic Structure and School Name Abbreviations

Specialized Accreditations by School, Program, and Accrediting Agency

Member-Institutions of the Association of American Universities

University Maps

Pittsburgh Campus Map, 2004-05

Johnstown Campus Map, 2004-05

Greensburg Campus Map, 2004-05

Titusville Campus Map, 2004-05

Bradford Campus Map, 2004-05

UNIVERSITY ORGANIZATION

Membership of the Board of Trustees, 2004-2005

University Officers, 2004-2005

Organization Charts

University Officers

Chancellor

Provost – Deans/Directors/Presidents

Provost – Other Academic Areas

Health Sciences

Executive Vice Chancellor

Budget and Controller

Student Affairs

Institutional Advancement

University of Pittsburgh Trust

STUDENT INFORMATION

Headcount and FTE Enrollment by School, Level, and Status, Pittsburgh Campus, Regional Campuses, and University Total, Fall Term, 2004

Headcount and FTE Enrollment by School and Level, Pittsburgh Campus, Regional Campuses, and University Total, Fall Term, 1999-2004

Headcount Enrollment by School, Race, Sex, and Level, Pittsburgh Campus, Regional Campuses, and University Total, Fall Term, 2004

Headcount Enrollment by Level and School, Total University, Fall Term, 2004

Headcount and FTE Enrollment by Status, Pittsburgh Campus, Regional Campuses, and University Total, Fall Term, 2000-2004

University of Pittsburgh

Fact Book 2005

Table of Contents

STUDENT INFORMATION (continued)

Headcount Enrollment by Level and Pennsylvania and Out-of-State Residency, Total University, Fall Term, 2000-2004

Headcount Enrollment by Status and Pennsylvania and Out-of-State Residency, Total University, Fall Term, 2000-2004

Headcount Enrollment by Level, Pennsylvania and Out-of-State Residency and Status, Pittsburgh Campus, Regional Campuses, and University Total, Fall Term, 2004

Headcount Enrollment by Level, Status, Residency, and Race, Pittsburgh Campus, Fall Term, 2004

Headcount Enrollment by Age, Level, and Status, Pittsburgh Campus, Fall Term, 2004

Headcount Enrollment by Pennsylvania County, Total University, Fall Term, 2004

Headcount Enrollment by State or Territory, Total University, Fall Term, 2004

Headcount Enrollment of International Students by Geographic Region and Country of Origin, Total University, Fall Term, 2004

DEGREE AND CERTIFICATE PROGRAMS

Degree and Certificate Programs Offered by School and Degree Type, Fall Term, 2004

Number of Degree Programs Offered by Degree Category and Degree Type, Pittsburgh Campus, Regional Campuses, and University Total, Fall Term, 2004

Number of Degree Programs Offered by Degree Category and School, Pittsburgh Campus, Regional Campuses, and University Total, Fall Term, 2004

Number of Degrees Conferred by Degree Category and School, Pittsburgh Campus, Regional Campuses, and University Total, Fiscal Year 2000 to 2004

FACULTY AND STAFF INFORMATION

Full-Time and Part-Time Employees by School and Employee Type, Pittsburgh Campus, Regional Campuses, and University Total, Fall Term, 2004

Full-Time Employees by Race and Sex, Pittsburgh Campus, Regional Campuses, and University Total, Fall Term, 2004

Selected Characteristics of Full-Time Employees, Total University, Fall Term, 2004

Full-Time Faculty by School and Academic Rank, Pittsburgh Campus, Regional Campuses, and University Total, Fall Term, 2004

Average Salary of Full-Time Instructional Faculty by Academic Rank, Pittsburgh Campus, Fall Term, 2000-2004

Full-Time Faculty by School and Highest Earned Degree, Pittsburgh Campus, Regional Campuses, and University Total, Fall Term, 2004

Full-Time Faculty by School and Tenure Status, Pittsburgh Campus, Regional Campuses, and University Total, Fall Term, 2004

University of Pittsburgh

Fact Book 2005

Table of Contents

FINANCIAL INFORMATION

Consolidated Statements of Revenues, Expenses and Changes in Net Assets, Fiscal Year 2003 to 2005

Distribution of the Budget, Total University, Fiscal Year 2005

Undergraduate Full-Time Two-Term Tuition Rates by School and Pennsylvania and Out-of-State Residency, Pittsburgh Campus and Regional Campuses, Academic Year 2000-01 to 2004-05

Undergraduate Part-Time Per Credit Tuition Rates by School and Pennsylvania and Out-of-State Residency, Pittsburgh Campus and Regional Campuses, Academic Year 2000-01 to 2004-05

Graduate and First Professional Full-Time Two-Term Tuition Rates by School and Pennsylvania and Out-of-State Residency, Pittsburgh Campus, Academic Year 2000-01 to 2004-05

Graduate Part-Time Per Credit Tuition Rates by School and Pennsylvania and Out-of-State Residency, Pittsburgh Campus, Academic Year 2000-01 to 2004-05

RESEARCH INFORMATION

Sponsored Research and Other Sponsored Programs Expenses, Fiscal Year 2004

Centers, Institutes, Laboratories, and Clinics, Fall Term, 2004

LIBRARY COLLECTIONS AND SERVICES

Library Collections and Services

Library Collections and Services Information, University Library System, Health Sciences Library System, Law Library and University Total, Fiscal Year 2003 and 2004

COMPUTING SERVICES AND SYSTEMS DEVELOPMENT

Computing Services and Systems Development

INSTITUTIONAL ADVANCEMENT

Institutional Advancement

Voluntary Support by Source of Giving, Fiscal Year 2000 to 2004

Voluntary Support by Support Category, Fiscal Year 2004

Alumni Residing in Pennsylvania by County, 2004

Alumni Residing in the United States by State or Territory, 2004



General Information

The University of Pittsburgh at a Glance

The University of Pittsburgh of the Commonwealth System of Higher Education is a nonsectarian, coeducational, state-related, public research university. It is internationally respected as a center for learning and research. The University was founded in a log cabin near the confluence of Pittsburgh's three rivers in 1787 as a small, private school named the Pittsburgh Academy, renamed in 1819 as the Western University of Pennsylvania, and then renamed again in 1908 as the University of Pittsburgh. The University became state-related in 1966.

Since its founding 218 years ago, the University of Pittsburgh has established itself as the most comprehensive educational complex in the region. It provides a wide range of academic programs and services for the Pittsburgh metropolitan area's population of 2.4 million. With an enrollment of nearly 34,000 students, the University accounts for approximately 5.1 percent of all students enrolled in institutions of higher education in Pennsylvania. Supporting the needs and interests of the University are 12,000 faculty, research associates, and staff. From an economic standpoint, the University has an important impact on the area economy with 1.3 billion dollars being contributed to the region annually.

The University comprises five campuses. The 132-acre Pittsburgh Campus is located in Oakland, which is the City of Pittsburgh's cultural and medical center. The University's four regional campuses are located in western Pennsylvania, in Johnstown, Greensburg, Titusville, and Bradford.

There are approximately one hundred academic, research, and administrative buildings, and residence halls, located at the Pittsburgh Campus. Of prominence is the 42-story Cathedral of Learning, which is one of the tallest academic buildings in the world. Visitors from around the world have toured the famed Nationality Rooms, located in the Cathedral of Learning, which are functional classrooms representing the heritages of the region's many ethnic groups. The Pittsburgh Campus is comprised of 16 undergraduate, graduate, and professional schools. These schools include the School of Arts and Sciences; the College of General Studies; the University Honors College; the Joseph M. Katz Graduate School of Business and College of Business Administration; the Schools of Education, Engineering, Law, Social Work, and Information Sciences; the Graduate School of Public and International Affairs, and the University's six schools of the health sciences. These schools include the Graduate School of Public Health and the Schools of Dental Medicine, Health and Rehabilitation Sciences, Medicine, Nursing, and Pharmacy.

As for academic offerings, the Pittsburgh Campus schools offer undergraduate and graduate certificate programs and baccalaureate, master's, and first professional degree programs while the regional campuses offer undergraduate certificate programs and associate and baccalaureate degree programs. Overall, the University offers nearly 400 distinct degree programs, augmented by numerous dual, joint, and cooperative degree program options. In fiscal year 2004, the University conferred 7,630 degrees.

The University of Pittsburgh is accredited by the Middle States Association of Colleges and Schools and additionally by various specialized accrediting agencies. It is a member of the Association of American Universities, which is an organization that comprises 62 leading doctorate-granting research institutions in the United States and Canada.

The University of Pittsburgh Medical Center (UPMC), affiliated with the University of Pittsburgh's schools of the health sciences, is the premier health care system in western Pennsylvania and is one of the largest integrated delivery systems in the country. UPMC, rated as one of the best health care systems in the country, is dedicated to providing exemplary patient care, educating the next generation of health care professionals, and advancing biomedical research. The health system includes 19 tertiary, specialty, and community hospitals; more than 300 community-based treatment locations; and a wide range of health-related services such as: rehabilitation services, in-home services, senior living options, durable medical equipment, technology transfer ventures, and international health care initiatives. UPMC Health Plan provides a range of commercial, Medicaid, and Medicare products.

Numerous athletic and cultural events are sponsored by the University throughout the year. Cultural events include art exhibits, theatre performances, music workshops, and concerts.

The University continues to make great strides in furthering its commitment to offering quality education, research, and public service to its communities locally and throughout the world. Admission to the University has become more selective in the past 10 years, with 46% of first-year students graduating in the top 10% of their class compared to 22% in 1996. The University is currently ranked in 10th place among the 100 colleges and universities that receive the largest amounts of funding from the National Science Foundation. Pitt also ranks among the top 10 universities nationally in regards to annual research support awarded by the National Institutes of Health. Pitt is furthering its efforts to become one of the finest, most productive universities in the world.

Fact Book Highlights

General Information

- The University of Pittsburgh (Pitt) comprises five campuses: the Pittsburgh Campus and four regional campuses. Pitt's regional campuses are located in western Pennsylvania at Johnstown, Greensburg, Titusville, and Bradford.
- In addition to institutional accreditation by the Middle States Association, Pitt holds numerous specialized accreditations among its various schools and programs in, but not limited to, such areas as business, education, engineering, law, nursing, pharmacy, psychology, and medicine.

Student Information

- In Fall Term, 2004, Pitt enrolled 33,796 students, including 26,731 students at the Pittsburgh Campus and 7,065 students at the regional campuses.
- Of the students enrolled at the University in Fall Term, 2004, 82 percent were full-time, 72 percent were undergraduates, 13 percent were minorities, 53 percent were female, 81 percent were from Pennsylvania, and five percent were international students.
- Pitt students originate from all 50 states, the District of Columbia, and three U.S. territories, as well as from 113 foreign countries. The top five countries of origin are: China, India, Republic of Korea, Taiwan, and Japan.

Degree and Certificate Programs

- The University includes the Pittsburgh Campus, wherein are housed 16 undergraduate, graduate, and first professional schools, and four undergraduate regional campuses. In addition to numerous certificate and degree program options, Pitt offers 407 distinct degree programs, including: 16 associate, 181 baccalaureate, 126 master's, 79 doctoral, and five first professional programs.
- Pitt conferred 7,630 degrees in fiscal year 2004. At the Pittsburgh Campus, there were 3,861 baccalaureate, 1,817 master's, 382 doctoral, and 598 first professional degrees conferred. At the regional campuses, there were 97 associate and 875 baccalaureate degrees conferred.

Faculty and Staff Information

- Employed at the University in Fall Term, 2004 were 4,587 faculty. Of the 3,759 full-time faculty, 19 percent were minorities, 36 percent were female, and 87 percent had the doctorate or first professional degree as their highest earned degree.
- In Fall Term, 2004, 23 percent of the full-time faculty were professors, 24 percent were associate professors, and 39 percent were assistant professors.
- There were 6,842 staff employed at the University in Fall Term, 2004. Of the 6,415 full-time staff, 16 percent were minorities and 63 percent were female.

Financial Information

- Pitt's fiscal year 2004 expenses in instruction, research, public service, and various other expense categories totaled \$1.4 billion.

Research Information

- Research activities are conducted at the University in its schools and in its 260 centers, institutes, laboratories, and clinics.
- Pitt is a member of the Association of American Universities (AAU), a select group of institutions which collectively perform a major share of university-based research in the U.S. and Canada.

Library Collections and Services

- In fiscal year 2004, the University's 30 libraries and collections housed more than 4.7 million volumes. Additionally, there were more than 4.6 million pieces of microforms and over 43,000 current serials.

Institutional Advancement

- In fiscal year 2004, Institutional Advancement programs raised \$95.5 million in contributions from private sources.
- Nearly 235,000 Pitt alumni reside throughout all 50 states, four U.S. territories, and in 160 countries.

Mission Statement

The University of Pittsburgh, founded in 1787, is one of the oldest institutions of higher education in the United States. As one of the nation's distinguished comprehensive universities, the resources of the University constitute an invaluable asset for the intellectual, economic, and social enrichment of Pennsylvania, while the international prestige of the University enhances the image of Pennsylvania throughout the world.

The University's mission is to:

- provide high-quality undergraduate programs in the arts and sciences and professional fields, with emphasis upon those of special benefit to the citizens of Pennsylvania;
- offer superior graduate programs in the arts and sciences and the professions that respond to the needs of Pennsylvania, as well as to the broader needs of the nation and the world;
- engage in research, artistic, and scholarly activities that advance learning through the extension of the frontiers of knowledge and creative endeavor;
- cooperate with industrial and governmental institutions to transfer knowledge in science, technology, and health care;
- offer continuing education programs adapted to the personal enrichment, professional upgrading, and career advancement interests and needs of adult Pennsylvanians; and
- make available to local communities and public agencies the expertise of the University in ways that are consistent with the primary teaching and research functions and contribute to social, intellectual, and economic development in the Commonwealth, the nation, and the world.

The trustees, faculty, staff, students, and administration of the University are dedicated to accomplishing this mission, to which they pledge their individual and collective efforts, determined that the University shall continue to be counted among the prominent institutions of higher education throughout the world.

Source: Office of the Secretary, approved by the University of Pittsburgh Board of Trustees, February 1995.

University of Pittsburgh, Fact Book 2005

Guide to Fact Book Definitions

Many terms in higher education are interpreted similarly by any institution, however, there are some terms uniquely defined by each institution. The following are terms used in the *Fact Book* as they are defined by the University of Pittsburgh.

CALENDAR

Academic Year The year beginning September 1 and ending August 31. Terms include Fall Term (September to December), Spring Term (January to April), and Summer Term (May to August).

Fiscal Year The year beginning July 1 and ending June 30.

DEGREE AND CERTIFICATE PROGRAMS

Certificate Category A certificate classification which includes: Certificate (CERT), Advanced Certificate (ADVCT), Advanced Certificate - Master's Level (ADVCTM), Advanced Certificate - Doctorate Level (ADVCTD).

Certificate Program An academic program whose completion is recognized by conferring upon the student an award referred to as a certificate.

Degree Category A degree classification which includes: Associate, Baccalaureate, Master's, Doctorate, First Professional.

Degree Program An academic program whose completion is recognized by conferring upon the student an award referred to as a degree. Specialized degree programs, and majors, include:

Combined Major An academic program which enables students who have completed a specified number of undergraduate credits to receive a bachelor's degree upon completion of a specified number of credits in certain University of Pittsburgh post-baccalaureate programs.

Cooperative Degree Program An academic program administered by two or more institutions.

Dual-Degree Program An academic program whose requirements include all or most of the requirements for two distinct academic degree programs within a school and for which two degrees are awarded.

Dual (Double) Major Program An academic program whose requirements include the completion of two distinct majors and which results in the award of a single degree.

Interschool Certificate/Degree Program An academic program administered by two or more schools within the institution and for which one certificate or degree is awarded.

Joint Degree Program An academic program whose requirements include all or most of the requirements of two distinct academic degree programs administered by two or more of the University's schools and for which two degrees are awarded.

Self-Design Major A major whose requirements are focused within two or more subject areas and which results in the award of a single degree.

Degree Type A specific degree within a degree category, for example, BA, MA, PhD, MD.

FACULTY AND STAFF

Academic Rank A categorization which includes: professor, associate professor, assistant professor, instructor, and lecturer.

Instructional Faculty Those University faculty associated with teaching activities, as defined by the American Association of University Professors.

Race This classification taxonomy includes: Black Non-Hispanic (African American), American Indian/Alaskan Native (Native American), Asian/Pacific Islander, Hispanic, and White Non-Hispanic.

Tenure A status accorded to those members of the University's faculty who have demonstrated high ability and achievement in their dedication to the growth of human knowledge.

STUDENTS

Full-Time Equivalent (FTE) Enrollment A calculated number derived by adding the number of full-time students to 40 percent of the number of part-time students.

Level

First Professional Students Those students enrolled in the professional degree programs of Medicine, Dental Medicine, Pharmacy, and Law, leading to the degrees: MD, DMD, PharmD, JD, and LL.M.

Graduate Students Those students enrolled in programs leading to a graduate degree or certificate. Also included are those students who hold a baccalaureate degree or the equivalent and who are enrolled for graduate coursework but who are not seeking a graduate degree or certificate.

Undergraduate Students Those students enrolled in programs leading to an undergraduate degree or certificate. Also included are those students who are enrolled for undergraduate coursework but who are not seeking an undergraduate degree or certificate.

Race The U. S. Department of Education's classification taxonomy includes: Non-Resident Alien (International), Black Non-Hispanic (African American), American Indian/Alaskan Native (Native American), Asian/Pacific Islander, Hispanic, and White Non-Hispanic.

Status

Full-time students Undergraduate students registered for 12 or more credits in a term. Graduate students and first professional students registered for 9 or more credits in a term.

Part-time students Undergraduate students registered for fewer than 12 credits in a term. Graduate students and first professional students registered for fewer than 9 credits in a term.

UNIVERSITY STRUCTURE

Campus One of the five geographic locations in Pennsylvania of the University: Pittsburgh, Johnstown, Greensburg, Titusville, Bradford.

School An academic unit responsible for the administration of the institution's academic programs.

Academic Structure and School Name Abbreviations

The following is a list of schools at the University of Pittsburgh, along with abbreviations for each. These abbreviations are those which are referenced in the tables and charts presented in the *Fact Book*.

School	Abbreviation
Pittsburgh Campus	
School of Arts and Sciences	Arts and Sciences
College of General Studies	General Studies
University Honors College	Honors College
The Joseph M. Katz Graduate School of Business	Katz Graduate School of Business
College of Business Administration ¹	College of Business Administration
School of Education	Education
School of Engineering	Engineering
School of Law	Law
Graduate School of Public and International Affairs	Public and International Affairs
School of Social Work	Social Work
School of Information Sciences	Information Sciences
School of Dental Medicine	Dental Medicine
School of Nursing	Nursing
School of Pharmacy	Pharmacy
Graduate School of Public Health	Public Health
School of Medicine	Medicine
School of Health and Rehabilitation Sciences	Health and Rehabilitation Sciences
Regional Campuses	
University of Pittsburgh at Johnstown	Johnstown
University of Pittsburgh at Greensburg	Greensburg
University of Pittsburgh at Titusville	Titusville
University of Pittsburgh at Bradford	Bradford
Other Special Academic Unit Designations	
University Center for International Studies ²	International Studies
University Center for Social and Urban Research	Social and Urban Research
Schools of Education and Public Health ³	Education and Public Health
Schools of Nursing and Public Health ⁴	Nursing and Public Health
University Center for Social and Urban Research ⁵	Social and Urban Research

¹The Joseph M. Katz Graduate School of Business oversees the administration of the College of Business Administration.

²Certificate programs in international studies are administered through this center.

³The School of Education and the Graduate School of Public Health jointly offer an interschool degree program (Health Promotion and Education).

⁴The School of Nursing and the Graduate School of Public Health jointly offer an interschool certificate program (Management Program for Health Professionals).

⁵The University Center for Social and Urban Research offers a certificate program in Gerontology.

Specialized Accreditations by School, Program, and Accrediting Agency

The University of Pittsburgh is institutionally accredited by the Middle States Association of Colleges and Schools, Commission on Higher Education. The following is a list of specialized accreditations.

School and Program	Accrediting Agency
--------------------	--------------------

Arts and Sciences

Baccalaureate degree program in Chemistry	American Chemical Society
Doctoral program in Clinical Psychology	American Psychological Association, Committee on Accreditation
Baccalaureate, master's, and doctoral degree programs in Theatre Arts	National Association of Schools of Theatre

Katz Graduate School of Business and College of Business Administration

Baccalaureate and master's degree programs in Business Administration and Management	American Assembly of Collegiate Schools of Business, Accreditation Council
---	--

Education

Master's degree specialization in Education of the Deaf and Hard-of-Hearing Students	Council on Education of the Deaf
Teacher certification programs in: Orientation and Mobility (for Visually Impaired) and Teacher of the Visually Impaired	Association for Education and Rehabilitation of the Blind and Visually Impaired
Teacher certification programs in: Fifth-Year Teacher Certification Programs, K-12 Educational Administration Programs	Pennsylvania Department of Education

Engineering

Baccalaureate degree programs in: Bioengineering, Chemical Engineering, Civil Engineering, Computer Engineering, Electrical Engineering, Industrial Engineering, Mechanical Engineering, Metallurgical Engineering, Materials Science and Engineering, Engineering Physics, and the Cooperative Engineering Education Program (excluding Engineering Physics within this Program)	Accreditation Board for Engineering and Technology, Inc.
---	--

Law

First professional degree programs in Law and International and Comparative Law and the master's degree program in Law (Master's of Studies in Law)	American Bar Association, Council of the Section of Legal Education and Admissions to the Bar
--	---

Public and International Affairs

Master's degree program in Public Administration	National Association of Schools of Public Affairs and Administration, Commission on Peer Review and Accreditation
---	---

Social Work

Baccalaureate and master's degree programs in Social Work	Council on Social Work Education, Commission on Accreditation
--	---

Specialized Accreditations by School, Program, and Accrediting Agency (continued)

School and Program	Accrediting Agency
--------------------	--------------------

Information Sciences

Master's degree program in Library and Information Science	American Library Association, Committee on Accreditation
Teacher certification in the Library Science K-12 Teacher Certification Program and the Certificate of Advanced Study in the Library Supervisor Program	Pennsylvania Department of Education (conducted through the School of Education)

Dental Medicine

First professional degree program in Dental Medicine , the certificate program in Dental Hygiene and Dental Specialities	American Dental Association, Commission on Dental Accreditation
---	--

Nursing

Baccalaureate and master's degree programs in Nursing	Commission on Collegiate Nursing Education
Master's degree program in Nurse Anesthesia	American Association of Nurse Anesthetists, Council on Accreditation of Nurse Anesthesia Educational Programs
Continuing education programs in Nursing	Pennsylvania State Nurses Association

Pharmacy

First professional degree program and continuing education programs in Pharmacy ..	American Council on Pharmaceutical Education
---	--

Public Health

All master's and doctoral degree programs in Public Health	Council on Education for Public Health
Master's degree program in Genetic Counseling	American Board of Genetic Counseling
Master's degree program in Health Policy and Management	Accrediting Commission on Education for Health Services Administration
Master's degree and doctoral specialization programs in Human Genetics	American Board of Medical Genetics

Medicine

First professional degree program in Medicine	Liaison Committee on Medical Education of the Council on Medical Education of the American Medical Association and the American Medical Colleges
--	---

Health and Rehabilitation Sciences

Baccalaureate degree area of concentration in Athletic Training and the baccalaureate degree programs in Emergency Medicine and Health Information Management	Commission on Accreditation of Allied Health Education Programs
Baccalaureate degree program in Clinical Dietetics–Nutrition	American Dietetic Association, Commission on Accreditation of Dietetic Education

Specialized Accreditations by School, Program, and Accrediting Agency (continued)

School and Program	Accrediting Agency
--------------------	--------------------

Health and Rehabilitation Sciences (continued)

Master's degree program in Communication Science and Disorders	American Speech-Language-Hearing Association, Council on Academic Accreditation in Audiology and Speech-Language Pathology
Programs in Communication Science and Disorders	Pennsylvania Department of Education (conducted through the School of Education)
Master's degree program in Occupational Therapy	Accreditation Council for Occupational Therapy Education
Doctoral degree program in Physical Therapy	Commission on Accreditation in Physical Therapy Education
Master's degree program in Rehabilitation Science and Technology and Rehabilitation Counseling	Council on Rehabilitation Education

Johnstown

Baccalaureate degree programs in Civil Engineering Technology, Electrical Engineering Technology, and Mechanical Engineering Technology	Technology Accreditation Commission of the Accreditation Board for Engineering and Technology, Inc.
Teacher certification program in Elementary and Secondary Education	Pennsylvania Department of Education
Associate degree programs in: Emergency Medical Services, Respiratory Care	Commission on Accreditation of Allied Health Education Programs
School Nurse certification program	Pennsylvania Department of Education

Titusville

Associate degree program: Physical Therapist Assistant Program	Commission on Accreditation in Physical Therapy Education
---	---

Bradford

Associate and baccalaureate degree programs in Nursing	National League for Nursing, Inc., Board of Review for Associate Degree Programs, Board of Review for Baccalaureate Degree Programs
Teacher certification programs in Elementary and Secondary Education	Pennsylvania Department of Education (conducted through the School of Education)
Baccalaureate degree program in Athletic Training	Commission on Accreditation of Allied Health Programs

University Counseling Center

Program in Counseling	International Association of Counseling Services
Doctoral internship program in Psychology	American Psychological Association, Committee on Accreditation

Western Psychiatric Institute and Clinic

Doctoral internship program in Psychology	American Psychological Association, Committee on Accreditation
--	--

Member-Institutions of the Association of American Universities

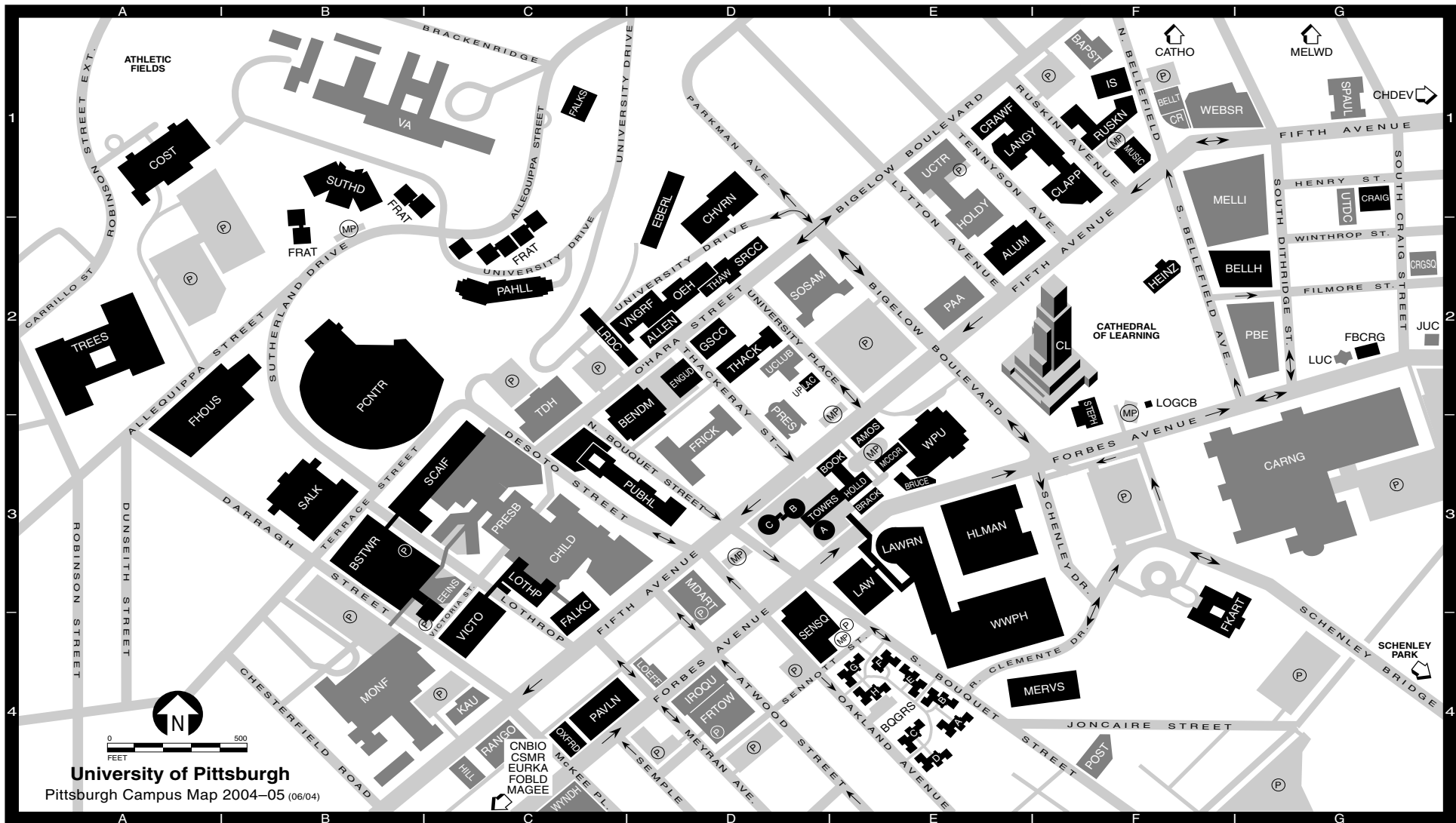
The University of Pittsburgh is a member of the Association of American Universities (AAU), a prestigious organization that comprises 62 leading doctorate-granting research institutions in the United States and Canada. The University identifies the AAU as an appropriate peer group for purposes of various data and policy comparisons. The member-institutions are listed below, alphabetically, within the two categories: public and private, 35 and 27 universities, respectively. Also indicated is the state or country in which the university is located (the abbreviation CN denotes the two Canadian schools), along with the year of admission to the AAU.

AAU Member-Institutions: Public

Indiana University	IN . . .	1909	University of Florida	FL . .	1985
Iowa State University	IA . . .	1958	University of Illinois	IL . . .	1908
Michigan State University	MI . .	1964	University of Iowa	IA . . .	1909
Ohio State University	OH . .	1916	University of Kansas	KS . .	1909
Pennsylvania State University	PA . .	1958	University of Maryland	MD . .	1969
Purdue University	IN . . .	1958	University of Michigan	MI . .	1900
Rutgers, The State Univ. of New Jersey	NJ . .	1989	University of Minnesota	MN . .	1908
State University of New York at Buffalo	NY . .	1989	University of Missouri	MO . .	1908
State University of New York at Stony Brook	NY . .	2001	University of Nebraska	NE . .	1909
Texas A&M University	TX . .	2001	University of North Carolina	NC . .	1922
University of Arizona	AR . .	1985	University of Oregon	OR . .	1969
University of California, Berkeley	CA . .	1900	University of Pittsburgh	PA . .	1974
University of California, Davis	CA . .	1996	University of Texas	TX . .	1929
University of California, Irvine	CA . .	1996	University of Toronto	CN . .	1926
University of California, Los Angeles	CA . .	1974	University of Virginia	VA . .	1904
University of California, San Diego	CA . .	1982	University of Washington	WA . .	1950
University of California, Santa Barbara	CA . .	1995	University of Wisconsin	WI . .	1900
University of Colorado	CO . .	1966			

AAU Member-Institutions: Private

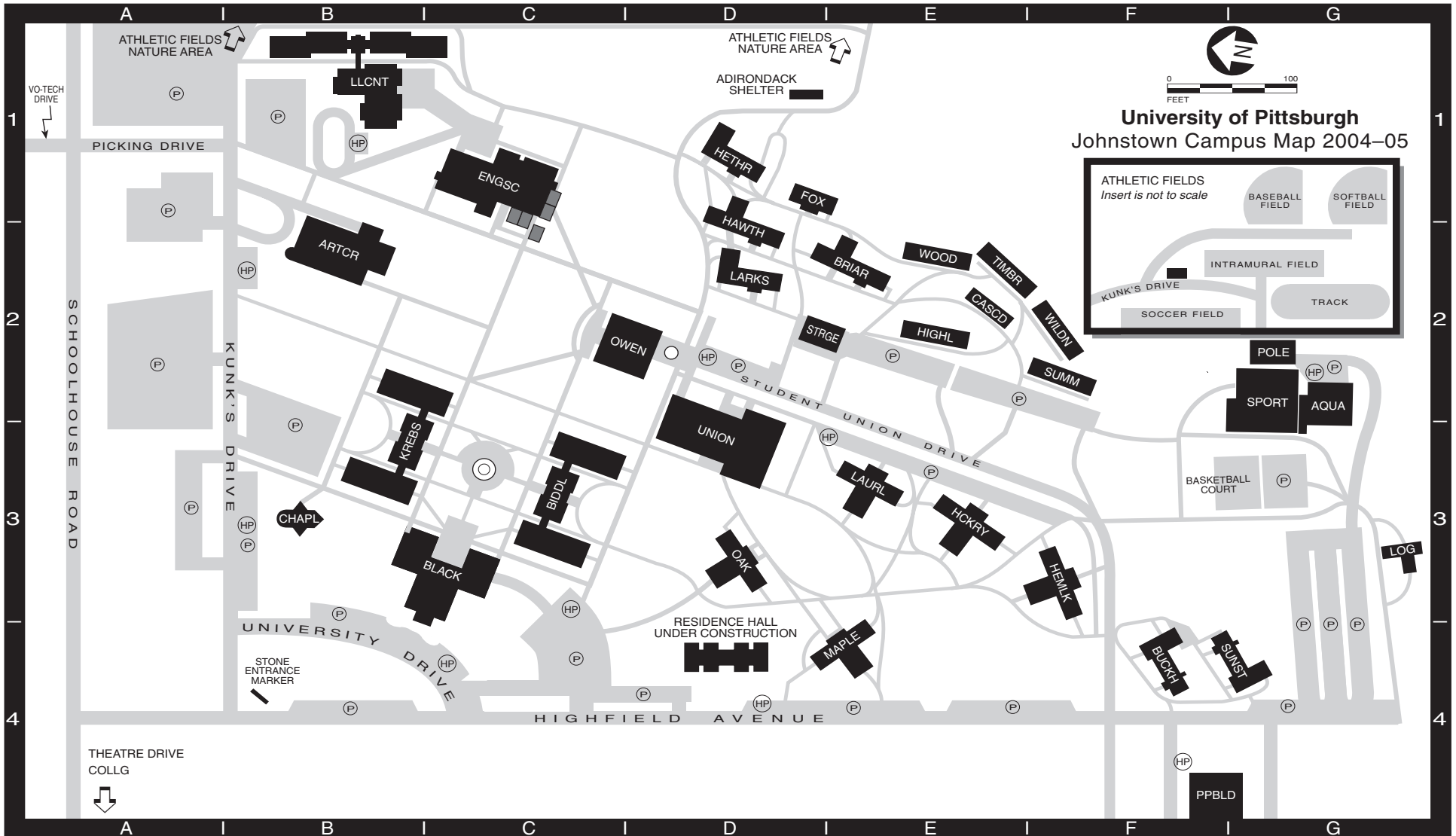
Brandeis University	MA . .	1985	Northwestern University	IL . . .	1917
Brown University	RI . . .	1933	Princeton University	NJ . .	1900
California Institute of Technology	CA . .	1934	Rice University	TX . .	1985
Carnegie Mellon University	PA . .	1982	Stanford University	CA . .	1900
Case Western Reserve University	OH . .	1969	Syracuse University	NY . .	1966
Columbia University	NY . .	1900	Tulane University	LA . .	1958
Cornell University	NY . .	1900	University of Chicago	IL . . .	1900
Duke University	NC . .	1938	University of Pennsylvania	PA . .	1900
Emory University	GA . .	1995	University of Rochester	NY . .	1941
Harvard University	MA . .	1900	University of Southern California	CA . .	1969
Johns Hopkins University	MD . .	1900	Vanderbilt University	TN . .	1950
Massachusetts Institute of Technology	MA . .	1934	Washington University	MO . .	1923
McGill University	CN . .	1926	Yale University	CT . .	1900
New York University	NY . .	1950			



University of Pittsburgh
Pittsburgh Campus Map 2004-05 (06/04)

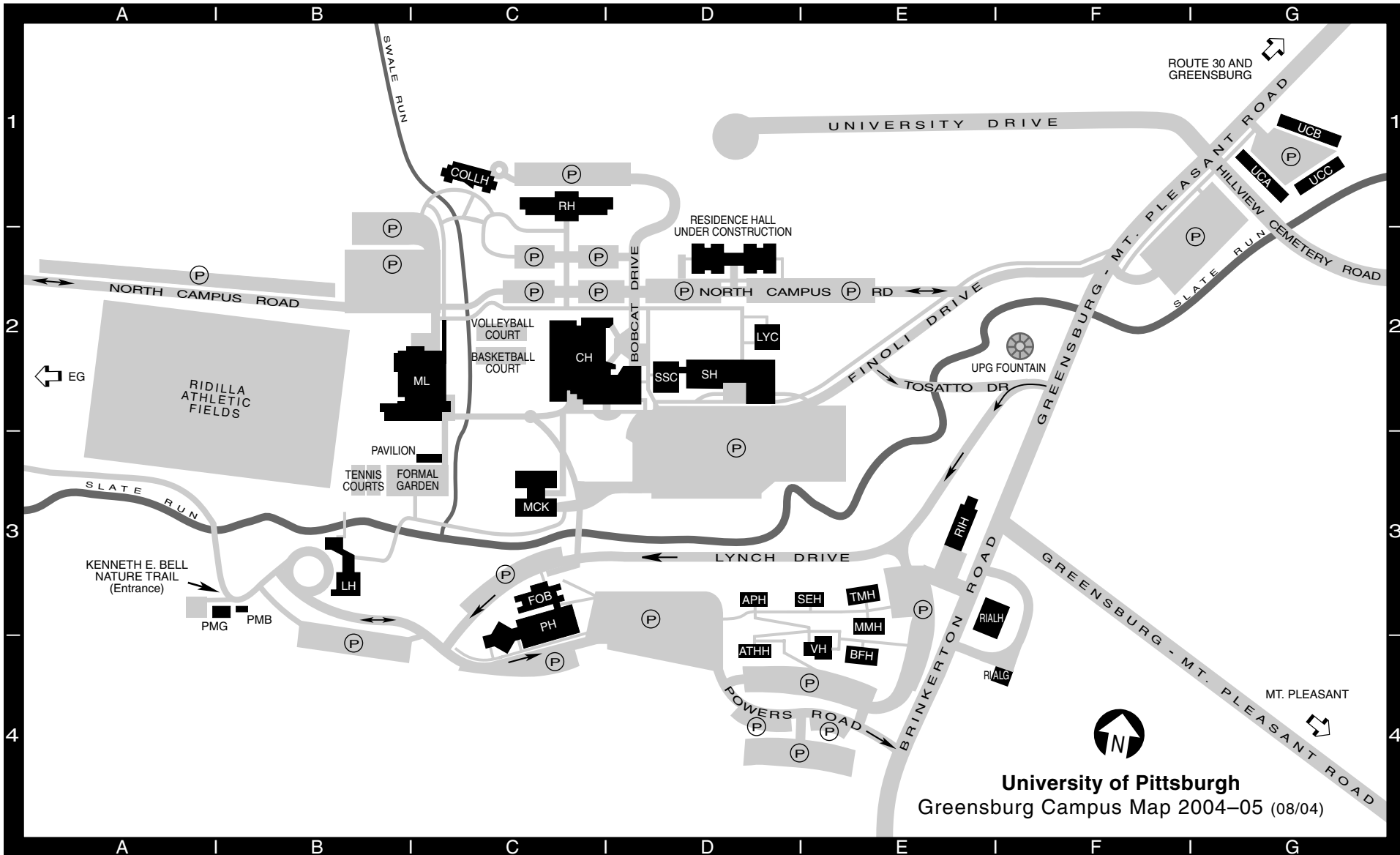
Allen Hall.....ALLEN D2	Center for Sports Medicine.....CSMR C4	Forbes Pavilion.....PAVLN C4	Loeffler Building.....LOEFF D4	Pittsburgh Board of Education.....PBE G2	Trees Hall (athletic facilities).....TREES A2
Alumni Hall.....ALUM E2	and Rehabilitation <i>off map</i>	(Forbes Hall [residence hall]; The Health	Log Cabin.....LOGCB F2	Post Office (Oakland Branch).....POST F4	University Center (UPMC).....UCTR E1
(Office of Admissions and Financial Aid,	Charles L. Cost Sports Center.....COST A1	Book Center; Department of Parking,	Lothrop Hall (residence hall).....LOTHP C3	UPMC Presbyterian.....PRESB C3	University Child Development
Office of Alumni Relations)	Chevron Science Center.....CHVRN D1	Transportation, and Services)	Lutheran University Center.....LUC G2	Public Health.....PUBHL D3	Center <i>off map</i>CHDEV G1
Amos Hall (residence hall).....AMOS E3	Children's Hospital.....CHILD C3	Forbes Tower.....FRTOW D4	Magee-Womens Hosp. <i>off map</i>MAGEE C4	(Crabtree and Parran Halls)	University Club.....UCLUB D2
Barco Law Building.....LAW E3	Clapp Hall.....CLAPP F1	Fraternity Housing Cmplx.FRAT B1, C2	Masonic Temple (see Alumni Hall)	Rangos Research Center.....RANGO C4	University Technology
Bellefield Hall.....BELLH G2	Craig Hall.....CRAIG G1	Frick Fine Arts Building.....FKART C3	McCormick Hall (res. hall).....MCCOR E3	Ruskin Hall.....RUSKN F1	Development Center.....UTDC G1
Bellefield Presbyterian Church.....PRES D3	Community of Reconciliation Bldg.CR F1	Frick Int'l Studies Academy.....FRICK D3	Medical Arts Building.....MDART D3	Ryan Catholic Newman Ctr.....CATHO F1	University Place Office Bldg.UPLAC D2
Bellefield Towers.....BELLT F1	Craig Square.....CRSQ G2	Gardner Steel Conference Ctr.GSSC D2	(Student Health Service)	(The Oratory) <i>off map</i>	Van de Graaff Building.....VNGRF D2
Benedum Hall.....BENDM D3	Crawford Hall.....CRAWF E1	Heinz Memorial Chapel.....HEINZ F2	Mellon Institute.....MELLI F1	St. Paul Cathedral.....SPAUL G1	VA Pittsburgh Healthcare System-
Biomedical Science Tower.....BSTWR B3	Eberly Hall.....EBERL D1	Hill Building.....HILL C4	(Pgh. Supercomputing Center)	Salk Hall.....SALK B3	University Drive Division.....VA B1
The (University) Book Center.....BOOK D3	Engineering Auditorium.....ENGUD D2	Hillman Library.....HLMAN E3	Melwood Maintenance	Scaife Hall.....SCAIF C3	Victoria Building.....VICTO C4
Bouquet Gardens.....BQGRS E4	Eureka Building <i>off map</i>EURKA C4	Holland Hall (residence hall).....HOLL D E1	Building <i>off map</i>MELWD G1	Schenley Park.....SCHENL G4	Webster Hall.....WEBSR G1
Brackenridge Hall (res. hall).....BRACK E3	(3400 Forbes Avenue)	Hollid Hall (residence hall).....HOLL D E1	Mervis Hall.....MERVS F4	Sennott Square.....SENSQ D4	Wesley W. Posvar Hall.....WWPH E4
Copy Cat, The Pitt Shop, Parking Office)	Eye and Ear Institute.....EEINS C3	Information Sciences Building.....IS F1	UPMC Montefiore.....MONF B4	Soldiers & Sailors	Western Psychiatric Institute and Clinic
Bruce Hall (residence hall).....BRUCE E3	Falk Medical Bldg. (Falk Clinic).....FALK C4	Iroquois Building.....IROQU D4	Music Building.....MUSIC F1	Memorial Hall.....MELLH D2	(see Thomas Detre Hall)
Carnegie Library of Pittsburgh,	Falk School.....FALKS C4	Jewish University Center.....JUC G2	Old Engineering Hall.....OEH D2	Space Research Coord. Ctr.....SRCC D2	William Pitt Union.....WPU E3
Carnegie Museums of Pgh.....CARNG G3	First Baptist Church.....FBAPT F1	Kaufmann Medical Building.....KAU G4	Oxford Bldg.(3501 Forbes Ave.) OXFORD C4	Stephen Foster Memorial.....STEPH F2	Wyndham Garden Hotel.....WYNDH C4
Cathedral of Learning.....CL F2	(United Campus Ministry)	Langley Hall.....LANGY E1	Pennsylvania Hall (res. hall).....PAHLL C2	Sutherland Hall (residence hall).....SUTH D B1	
Center for Bioengineering <i>off map</i> CNBIO C4	Fitzgerald Field House.....FHOUS A3	Lawrence Hall.....LAWRN E3	The John M. and Gertrude E.	Thackeray Hall (registration).....THACK D2	
	Forbes Craig Apartments.....FBCRG G2	Learning Research & Dev. Ctr.....LRDC C2	Petersen Events Center.....PCNTR B2	Thaw Hall.....THAW D2	
	Forbes Oakland Bldg. <i>off map</i>FOBLD C4	Litch Research.....LITRES D3	Pittsburgh Athletic Association.....PAA E2	Thomas Detre Hall of the Western	
		(residence halls A,B,C)		Psychiatric Institute and Clinic.....TDH C3	

- library in building (P) - public parking
(MP) - metered parking

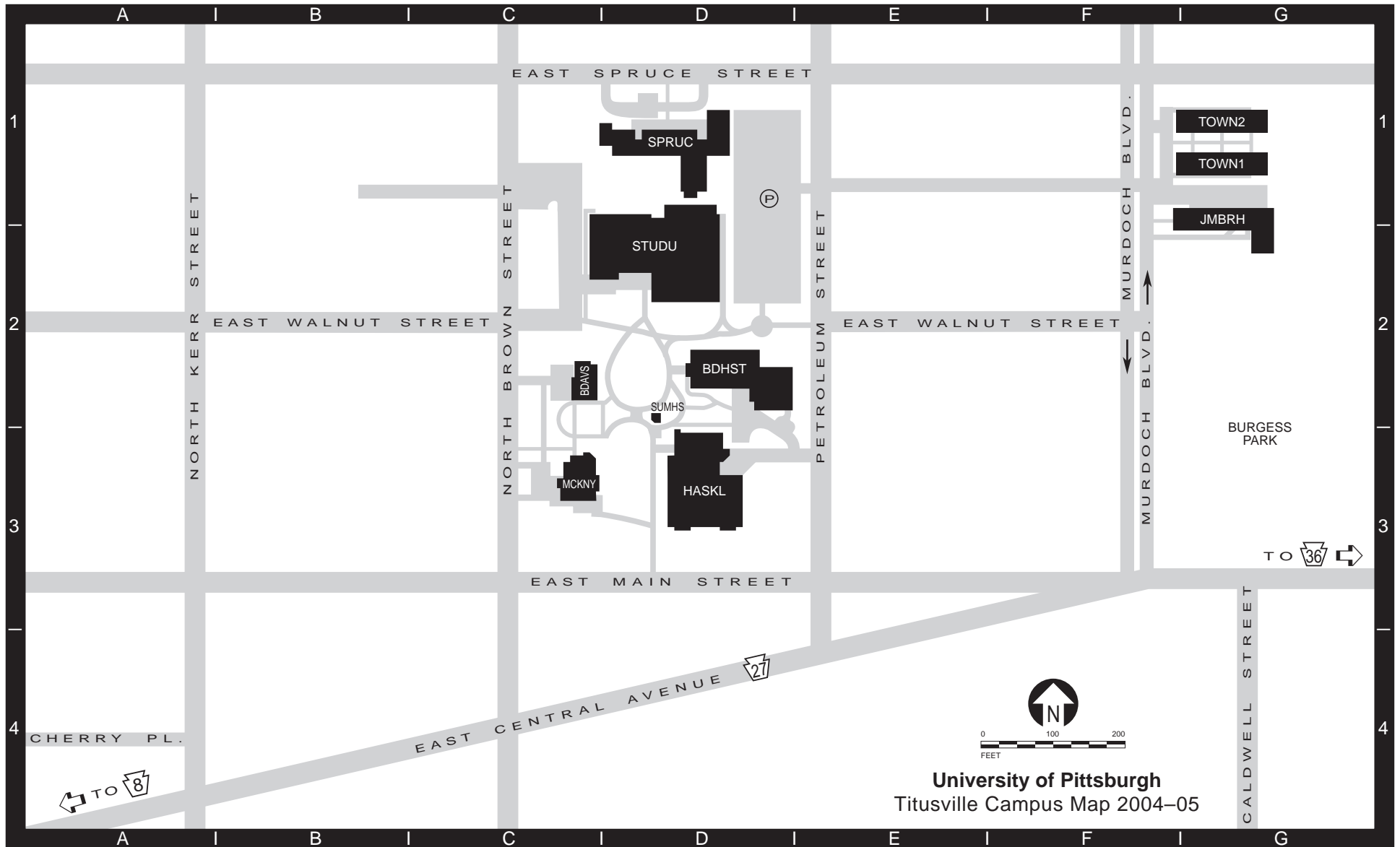


Biddle Hall (Administrative) BIDDL C3 Computing, Business Svcs., Campus Police, Education, Fin. Aid, Humanities, Nursing, Purchasing, Registration, Telecomm.)	Buckhorn Lodge (residence hall, . . .) BUCKH F4 Athletics Offices)	Larkspur Lodge (residence hall) . . . LARKS D2	Sports Center (Athletics Offices) . . . SPORT G2
Blackington Hall (Academic) BLACK C3 Computing, Admissions, Assistant to the President for Enrollment Management, Audio-Visual Svcs., Computer Science, Adult Education/Community Outreach/ Murtha Ctr., Development and Marketing, Institutional Advancement, Personal Counseling Ctr., Personnel, President, Public Relations and Alumni Affairs, Vice Pres. for Academic and Student Affairs, Vice Pres. for Budget and Administration)	Cascade Manor (residence hall) . . . CASCD E2	Laurel Hall (residence hall) LAURL E3	Storage Building STRGE D2
Briar Lodge (residence hall) BRIAR E2	College Pk. Apts. (res. hall) <i>off map</i> . . . COLLG A4 <i>located at intersection of Schoolhouse Road and Theatre Drive</i>	Living/Learning Center LLCNT B1 (residence hall, Conference Services)	Student Union (Student Affairs,) UNION D3 Student Organization Offices, Food Svcs., Campus Ministry, Mail Svcs., Book Ctr., Residence Svcs., Health Svcs., Career Svcs.)
	Engineering and Science Bldg. . . . ENGSC C1 (Engineering Technology, Natural Sci.)	Log Cabin LOG G3	Summit Manor (residence hall) SUMM F2
	Foxfire Lodge (residence hall) FOX D1	Maple Hall (residence hall) MAPLE G4	Sunset Lodge (residence hall) SUNST G4
	Hawthorne Lodge (residence hall) . . HAWTH D1	Oak Hall (residence hall) OAK D3	Timberline Manor (residence hall) . TIMBR E2
	Heather Lodge (residence hall) . . . HETHR D1	Owen Library (Learning OWEN D2 Resource Ctr., Library Offices, Printing Services)	Whalley Memorial Chapel CHAPL B3
	Hemlock Hall (residence hall) HEMLK F3	Pasquerilla Performing Arts Ctr. . ARTCR B2 (Arts Center Office, Southern Alleghenies Museum of Art, Theatre Dept.)	Wilderness Manor (residence hall) . WILDN F2
	Hickory Hall (residence hall) HCKRY E3	Physical Plant Building PPBLD F4 (Physical Plant Office, Receiving Dept.)	Woodland Manor (residence hall) . . WOOD E2
	Highland Manor (residence hall) . . . HIGHL E2	Pole Building (storage) POLE G2	Zamias Aquatic Center AQUA G2
	Krebs Hall (Natural Sciences,) KREBS B3 Respiratory Care, Social Sciences)		

Ⓟ - parking Ⓜ - handicap parking



Apollo House (residence hall) APH D3	Lyceum (NSNT Village Hall) LYC D2	Plant Maintenance Garage PMG B3	Selene House (residence hall) SEH E3
Athena House (residence hall) ATHH D4	Lynch Hall (Office of the President, Vice President for Academic Affairs, Vice President for Administrative Affairs) LH B3	Powers Hall (auditorium, classrooms, faculty offices) PH C3	Smith Hall (classrooms, faculty offices, labs, theater) SH D2
Benjamin Franklin House BFH E4	Margaret Mead House MMH E3	Rial Garage RIALG E3	Thurgood Marshall House TMH E3 (residence hall)
Chambers Hall (athletic facilities, book store, dining hall, Health Center, Housing, Student Services, Information Desk) CH C2	McKenna Hall (Computer Center) MCK C3	Rial House RIALH E3	University Court (residence hall A) UCA G1 (residence hall B) UCB G1 (residence hall C) UCC G1
College Hall (residence hall) COLLH C1	Millstein Library (Library, Admissions, Financial Aid, Registrar, Student Accounts) ML C2	Robertshaw Hall (residence hall) RH C1	Village Hall (commons building) VH E4
Emanuele Garage <i>off map</i> EG A2	Plant Maintenance Building PMB B3	Rossetti International House RIH E3	(P) - parking
Faculty Office Building FOB C3		Safety & Security Center SSC D2	



University of Pittsburgh
Titusville Campus Map 2004-05

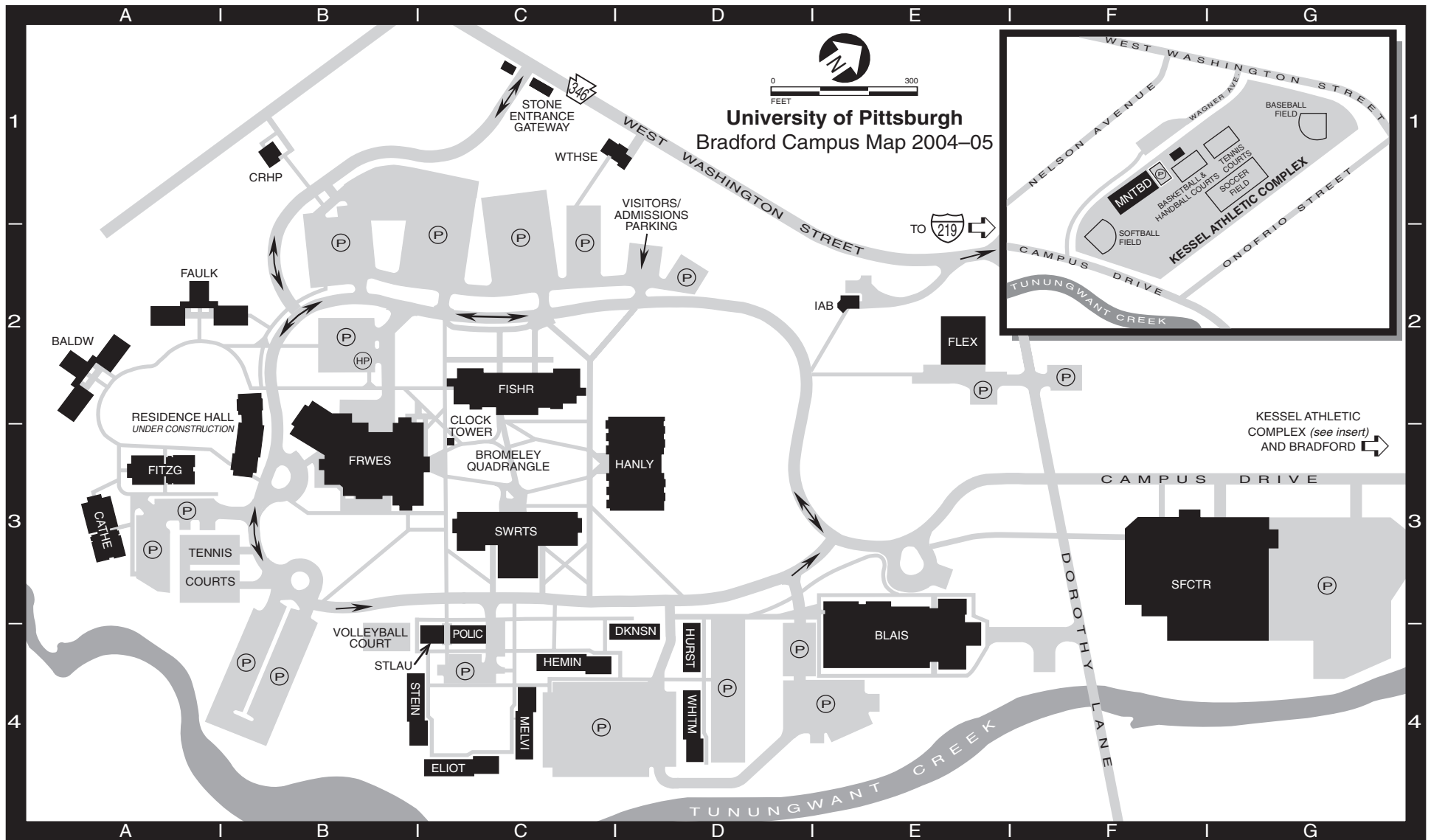
Joe M. Ball Residence Hall JMBRH G1
(residence hall, dining hall)
Bennett Davis Hall BDAVS C2
(Registrar, Student Accounts,
Human Resources, Purchasing)

Broadhurst Science Center BDHST D2
(Academic Affairs, science classrooms
and labs, faculty offices, computer lab,
Henne Auditorium)
Haskell Memorial Library HASKL D3
(auditorium, Computer Center,
George J. Barco Center for Continuing
Education, Physical Therapist Assistant
Program)

McKinney Hall MCKNY C3
(Admissions and Financial Aid,
classrooms, President's Office, Public Relations)
**J. Curtis McKinney Student Union
and Gymnasium** STUDU D2
(Student Affairs, Book Center,
Boomer's Snack Bar, Learning Center,
Health Service, Campus Police)

Murdoch Townhouses TOWN1 G1
(residence halls, Coffee House,
Facilities Management)
Spruce Hall (residence hall) SPRUC D1
Summer House SUMHS D2

(P) - parking



Admissions and Financial Aid Offices
 (located in Hanley Library)..... HANLY D3
Blaisdell HallBLAIS E4
 (Communication Arts, Fine Arts)
Campus Police Building POLIC C4
Center for Rural HealthCRHP B1
Practice Building
Willa Cather House (res. hall) CATHE A3
Fisher Hall (Natural Sciences, FISHR C2
 Engineering, Computer Center)
F. Scott Fitzgerald House (res. hall) . FITZG A3

Flex Building (Business Office,
 Outreach Services) FLEX E2
Frame-Westerberg Commons FRWES B3
 (Student Union, Book Store,
 Student Affairs, dining halls)
Hanley Library HANLY D3
 (Library, President's Office, Registration,
 Admissions and Financial Aid, Student
 Accounts)
Institutional Advancement Building ... IAB E2
Kendall Residence Halls
 James Baldwin House BALDW A2
 William Faulkner House FAULK

Kessel Athletic Complex..... see insert F2
Maintenance Building MNTBD F1
McKean Residence Halls
 Emily Dickinson House DKNSN D4
 Ernest Hemingway House HEMIN D4
 Zora Neale Hurston House HURST C4
 Walt Whitman House WHITM C4
 T.S. Eliot House ELIOT C4
 Herman Melville House MELVI B4
 Gertrude Stein House STEIN B4

Sport and Fitness Center SFCTR F3
Student Laundry Building STLAU C4
Swarts Hall SWRTS C3
 (Humanities, Social Sciences, Nursing,
 O'Kain Auditorium)
White House (Communications) WTHSE C1

(P) - parking (HP) - handicap parking



University Organization

UNIVERSITY OF PITTSBURGH
Membership of the Board of Trustees
2004-2005

Ralph J. Cappy, Chairperson
 Thomas G. Bigley, Vice Chairperson
 Suzanne W. Broadhurst, Vice Chairperson
 Mark A. Nordenberg, Chancellor and Chief Executive Officer, Member Ex Officio (voting)

Term Trustees

2001-2005	2002-2006	2003-2007	2004-2008
George A. Davidson, Jr. William S. Dietrich II Earl F. Hord Thomas H. O'Brien	Frank V. Cahouet J.W. Connolly Robert G. Lovett Thomas J. Usher	Michael A. Bryson Ralph J. Cappy John H. Pelusi, Jr. William E. Strickland, Jr.	Steven C. Beering Suzanne W. Broadhurst George L. Miles, Jr. Robert A. Paul Dick Thornburgh

Special Trustees

2001-2005	2002-2006	2003-2007	2004-2008
Charles E. Bunch Melissa A. Hart G. Watts Humphrey, Jr. Alfred L. Moyé	Bibiana Boerio Robert M. Hernandez Marlee S. Myers William E. Trueheart	G. Nicholas Beckwith III Ronald A. Magnuson F. James McCarl III Richard W. Roeder	Catherine D. DeAngelis Frederick W. Hill Robert P. Randall

Alumni Trustees

2001-2005	2002-2006	2003-2007	2004-2008
David B. Fawcett, Jr. J. Roger Glunt	Andrew J. Kuzneski, Jr. Sam S. Zacharias	Burton M. Tansky	Eva Tansky Blum

Commonwealth Trustees

G - Governor appointment, H - House appointment, S - Senate appointment

2000-2004	2001-2005	2002-2006	2003-2007
John G. Conomikes (H) Jay Costa, Jr. (S) E. Jeanne Gleason (G)	Sy Holzer (G) William K. Lieberman (H) H. Lee Noble (S)	Thomas G. Bigley (G) John Maher (H) Evans Rose (S)	Lee B. Foster II (H) Dan B. Frankel (G) Samuel A. McCullough (S)

Members Ex Officio (non-voting)

Edward G. Rendell, Governor of the Commonwealth of Pennsylvania
 Francis V. Barnes, Secretary of Education designee of the Commonwealth of Pennsylvania
 Dan B. Onorato, Chief Executive of Allegheny County
 Thomas J. Murphy, Mayor of the City of Pittsburgh

Emeritus Trustees

Ruggero J. Aldisert John M. Arthur J. David Barnes George W. Campbell William F. Donaldson, Jr. Herbert P. Douglas, Jr. Helen S. Faison D. Michael Fisher	William H. Genge Marshall Goldberg Bernard M. Halpern Henry L. Hillman K. Leroy Irvis A. Alice Kindling Paul E. Lego	Howard M. Love John C. Marous Thomas Marshall Frank E. Mosier Anthony J. F. O'Reilly Malcolm M. Prine William H. Rea	James C. Roddey Farrell Rubenstein Eugene E. Sillaman Richard P. Simmons Edward J. Slack C. Holmes Wolfe, Jr. Edward P. Zemprelli
--	--	--	---

UNIVERSITY OF PITTSBURGH
University Officers
2004-2005

Ralph J. Cappy Chairperson of the Board of Trustees

Thomas G. Bigley Vice Chairperson of the Board of Trustees

Suzanne W. Broadhurst Vice Chairperson of the Board of Trustees

Mark A. Nordenberg Chancellor and Chief Executive Officer

James V. Maher Senior Vice Chancellor and Provost

Arthur S. Levine Senior Vice Chancellor for Health Sciences and
Dean of the School of Medicine

Jerome Cochran Executive Vice Chancellor

Arthur G. Ramicone Vice Chancellor for Budget and Controller

Amy K. Marsh Treasurer

Susan M. Gilbert Assistant Treasurer

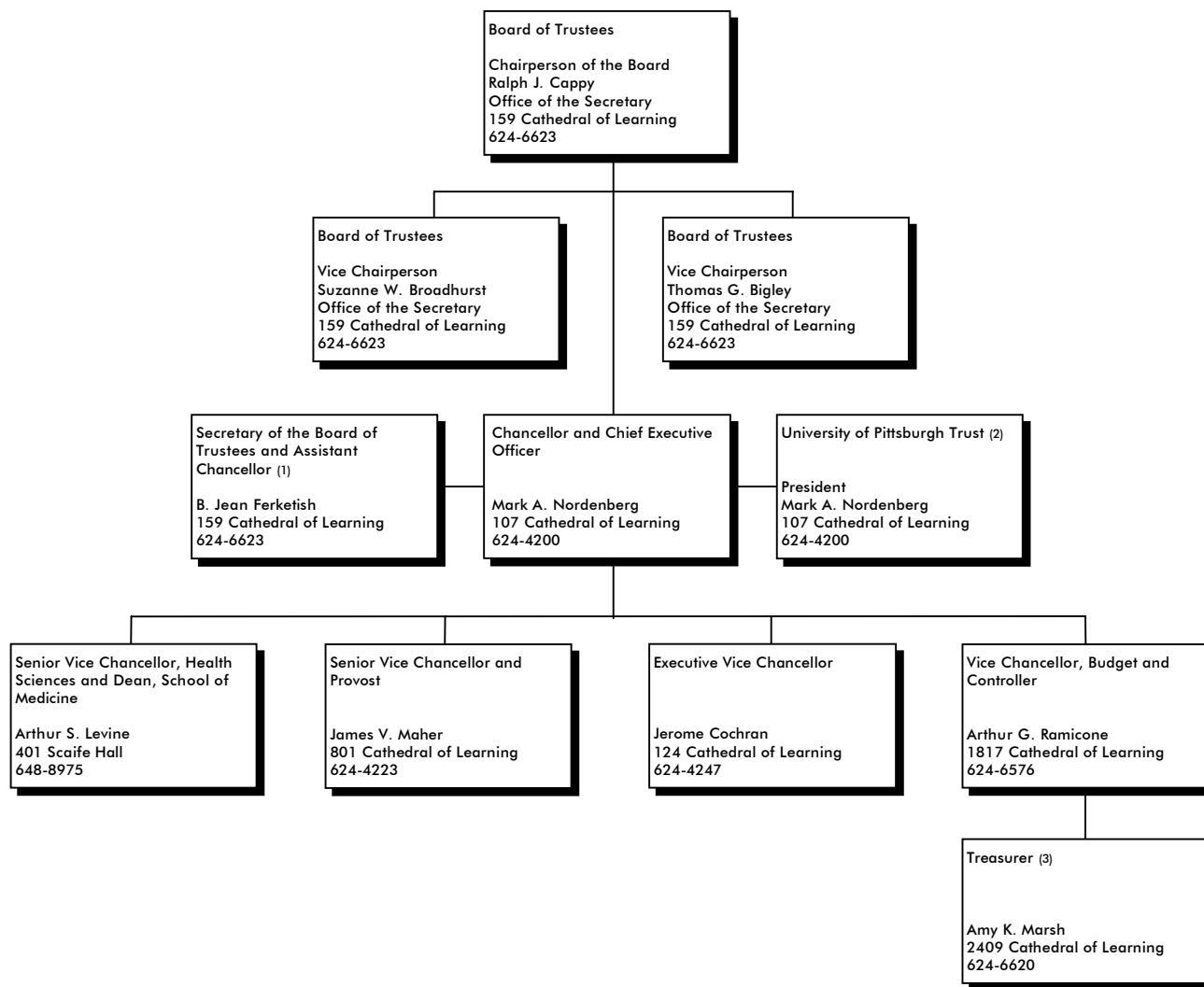
Paul Lawrence Assistant Treasurer

B. Jean Ferketish Secretary of the Board of Trustees and
Assistant Chancellor

Mary Lou Rosborough Executive Associate Secretary of the Board of Trustees

Amy E. Burnsworth Associate Secretary of the Board of Trustees

UNIVERSITY OFFICERS



(1) Individuals who also serve as University officers include: Mary Lou Rosborough, Executive Associate Secretary of the Board of Trustees and Amy E. Burnsworth, Associate Secretary of the Board of Trustees.

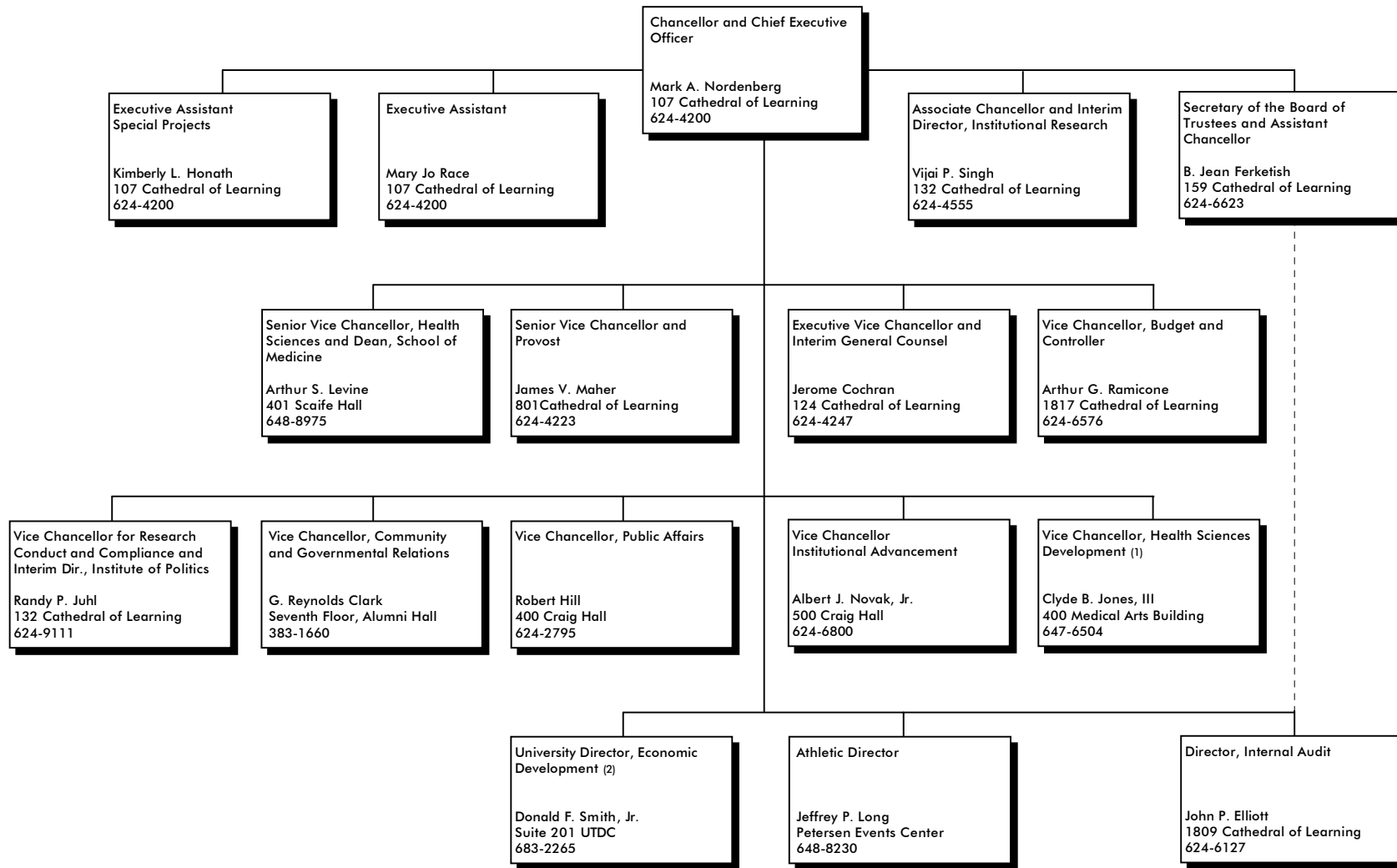
(2) Independent corporation with its own Board of Directors.

(3) Individuals who also serve as University officers include: Susan M. Gilbert, Assistant Treasurer and Paul Lawrence, Assistant Treasurer.

Note: All telephone numbers are in the 412 area code unless indicated otherwise.



CHANCELLOR




(1) Also serves as President, MHS Foundation and as Chief Development Officer, UPMC.

(2) Also serves as Director of Economic Development at Carnegie Mellon and as Vice President, MPC Corporation.

Note: All telephone numbers are in the 412 area code unless indicated otherwise.



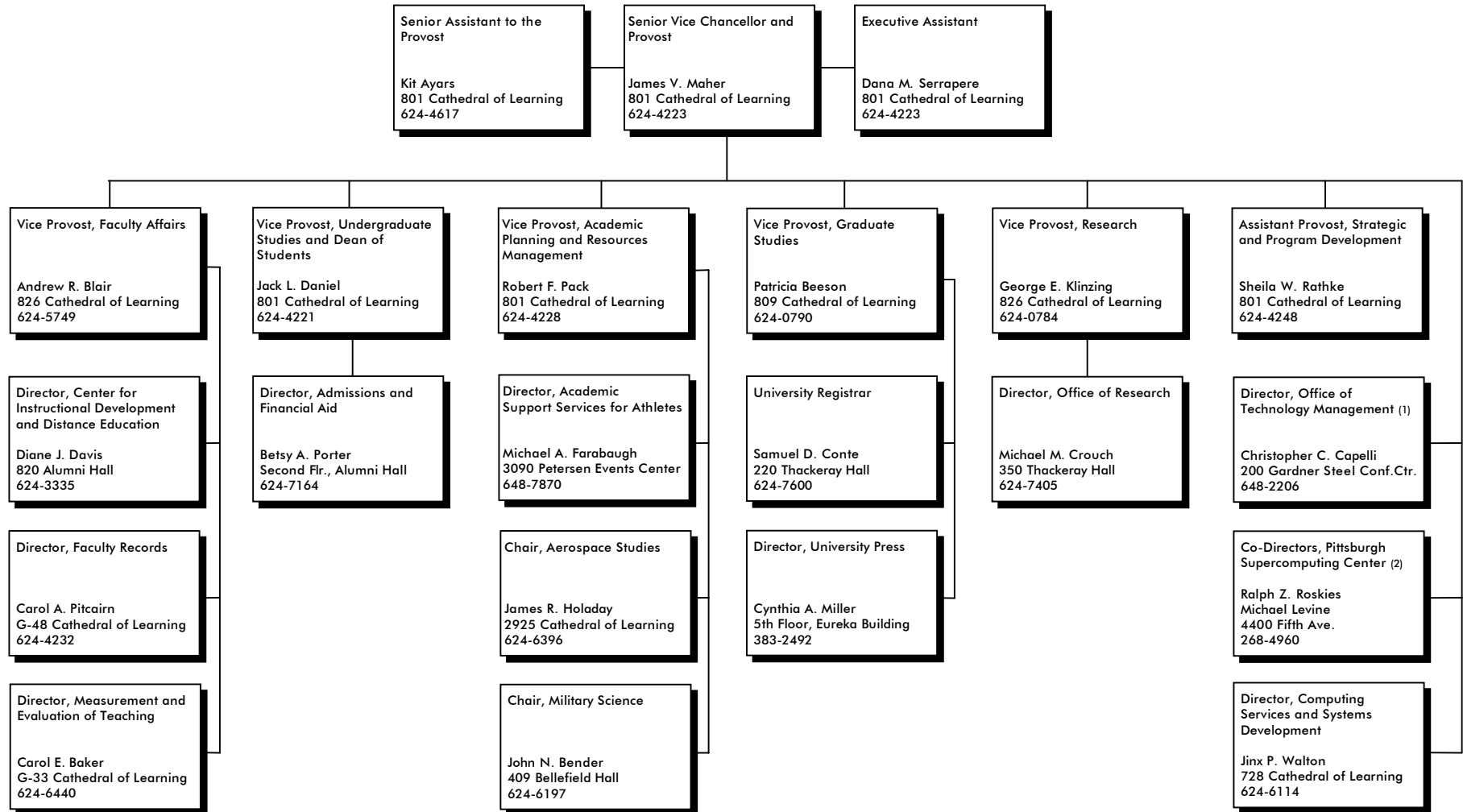
PROVOST - DEANS / DIRECTORS / PRESIDENTS



Note: All telephone numbers are in the 412 area code unless indicated otherwise.



PROVOST - OTHER ACADEMIC AREAS



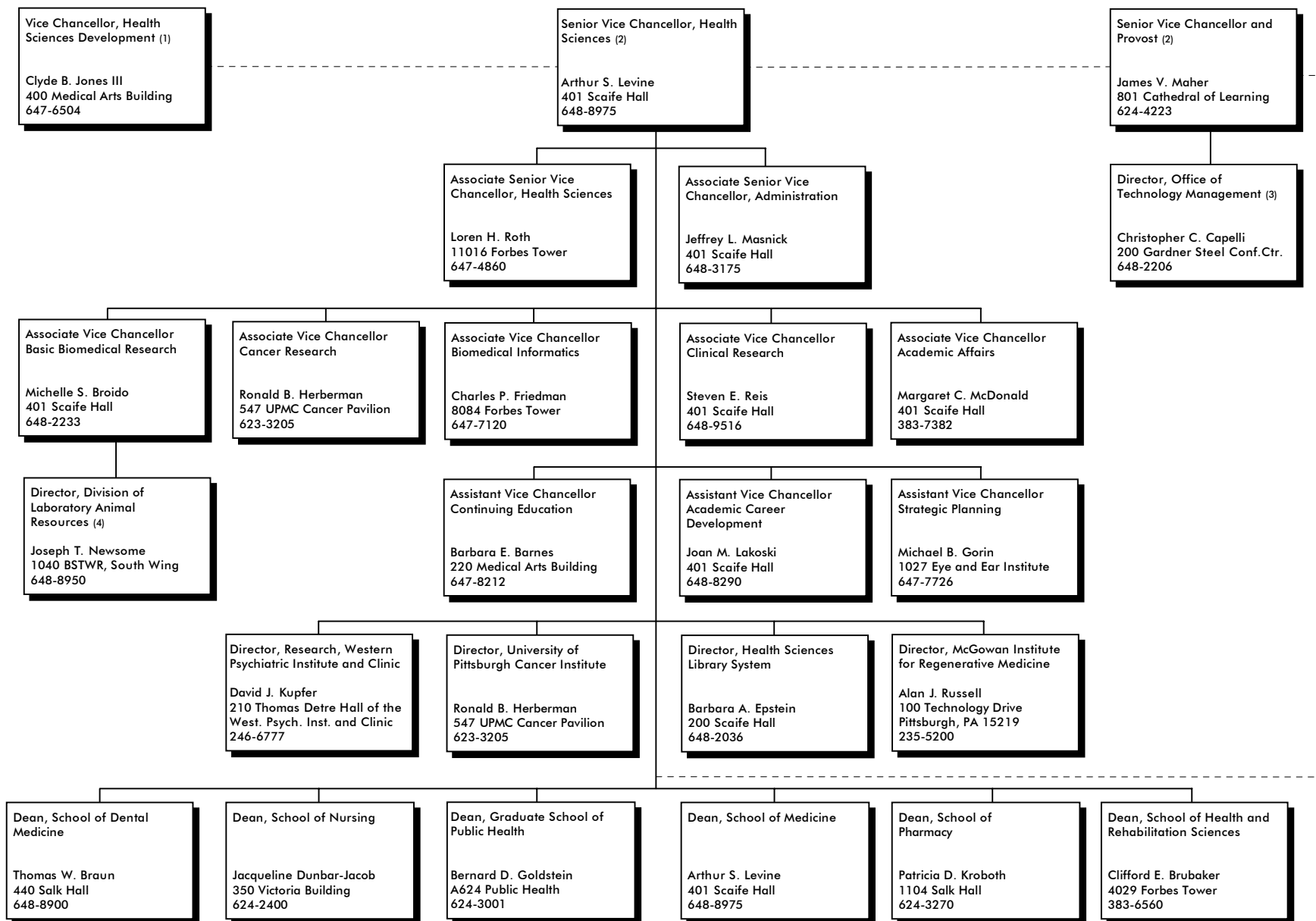
(1) Reports to both the Senior Vice Chancellor and Provost and to the Senior Vice Chancellor for Health Sciences and Dean of the School of Medicine.

(2) Part of an independent corporation with its own Board of Directors.

Note: All telephone numbers are in the 412 area code unless indicated otherwise.



HEALTH SCIENCES



(1) Also serves as President, MHS Foundation and as Chief Development Officer, UPMC.

(2) Faculty appointments and academic degree programs require the Provost's approval.

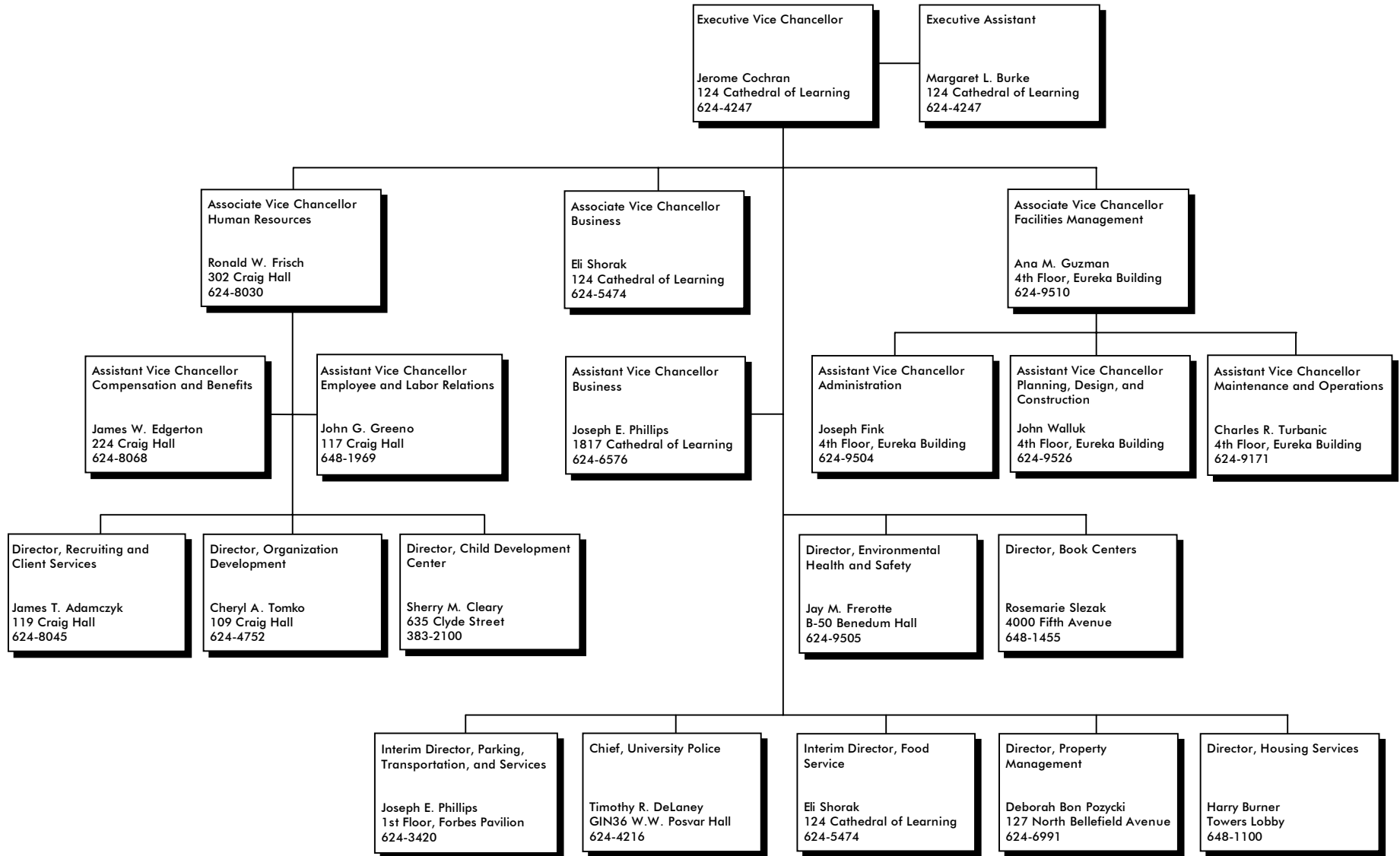
(3) Reports to both the Senior Vice Chancellor for Health Sciences and Dean of the School of Medicine and the Senior Vice Chancellor and Provost.

(4) For animal care and use regulatory issues, Division of Laboratory Animal Resources reports to Research Conduct and Compliance.

Note: All telephone numbers are in the 412 area code unless indicated otherwise.



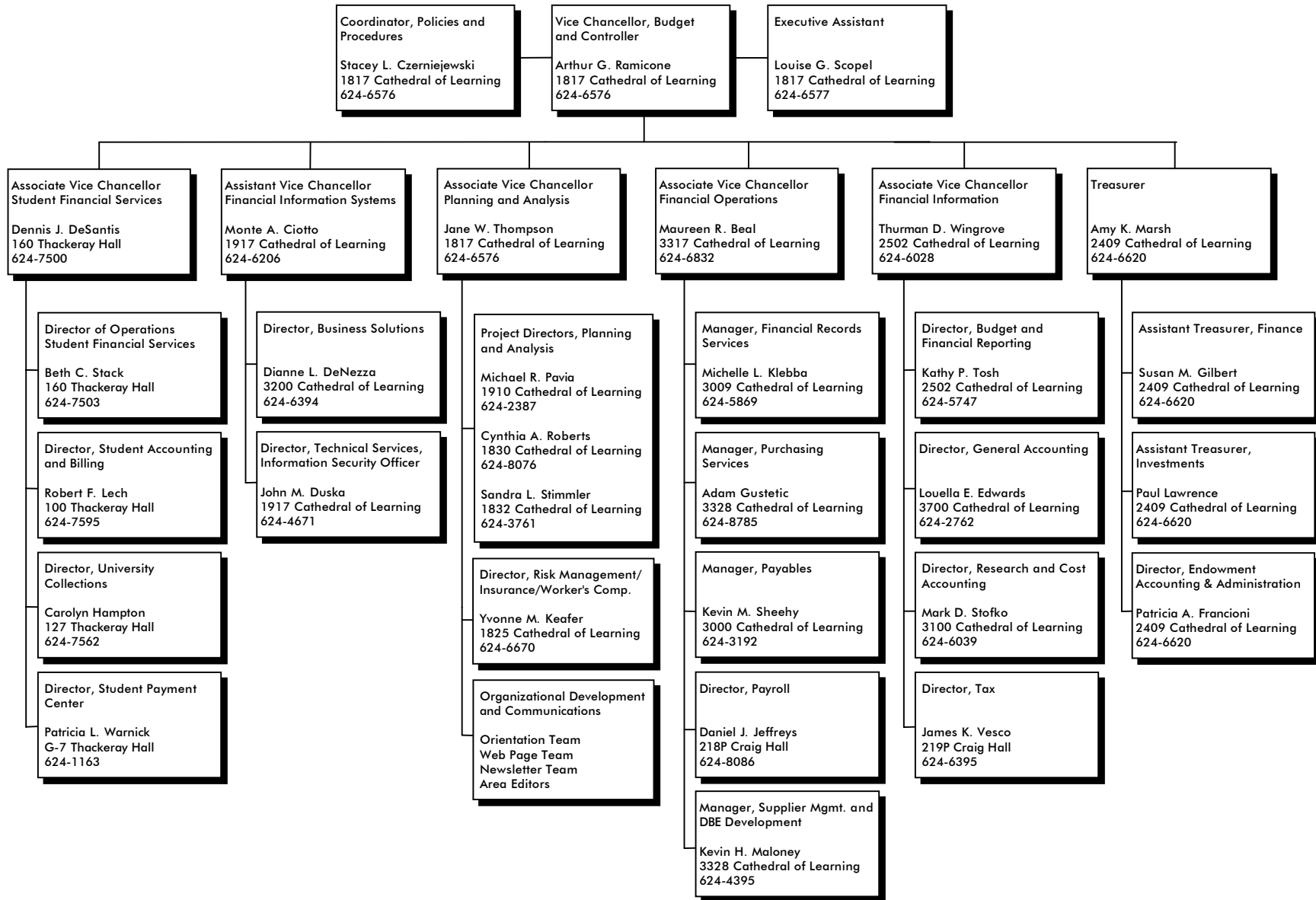
EXECUTIVE VICE CHANCELLOR



Note: All telephone numbers are in the 412 area code unless indicated otherwise.



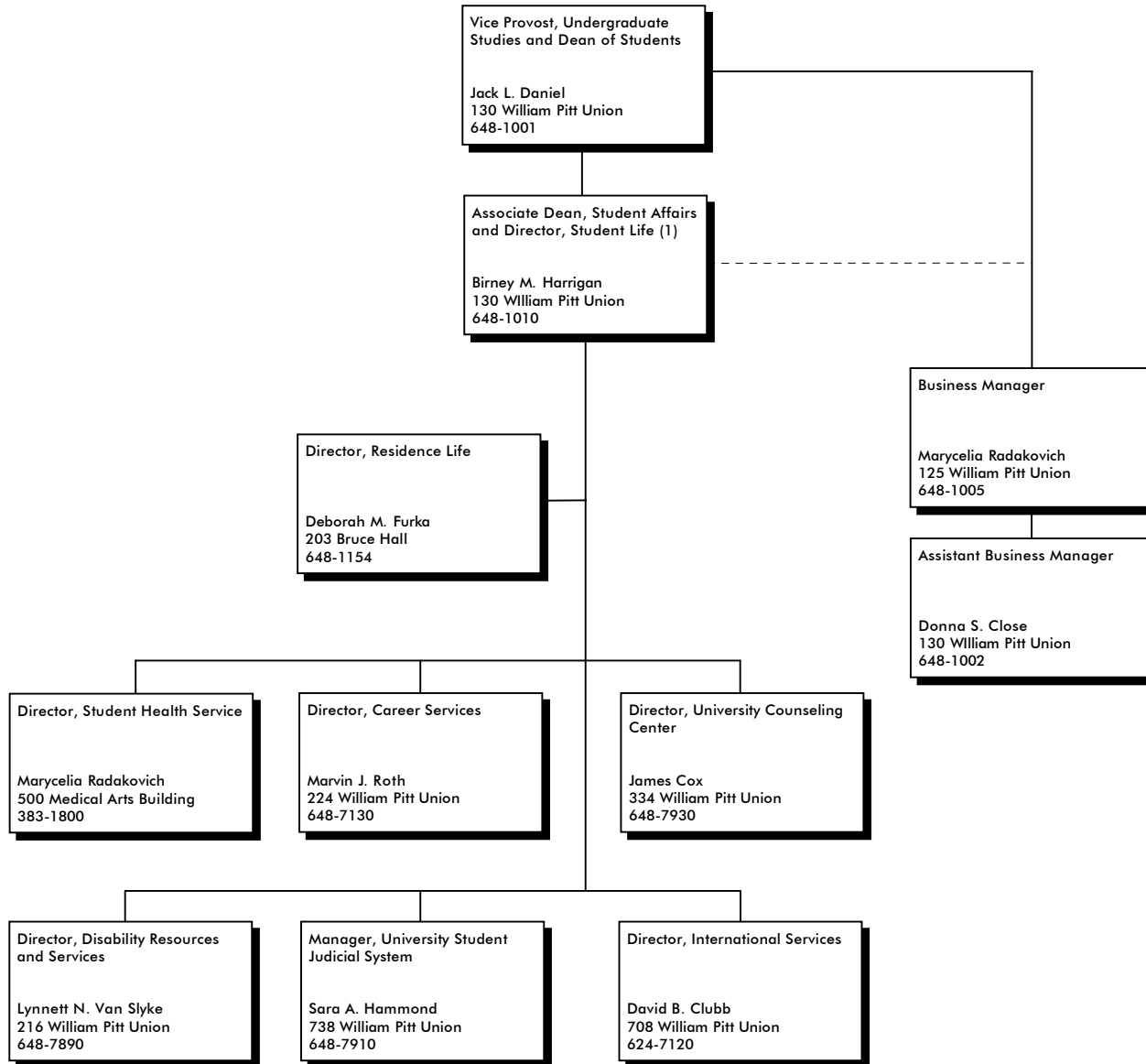
BUDGET AND CONTROLLER



Note: All telephone numbers are in the 412 area code unless indicated otherwise.



STUDENT AFFAIRS

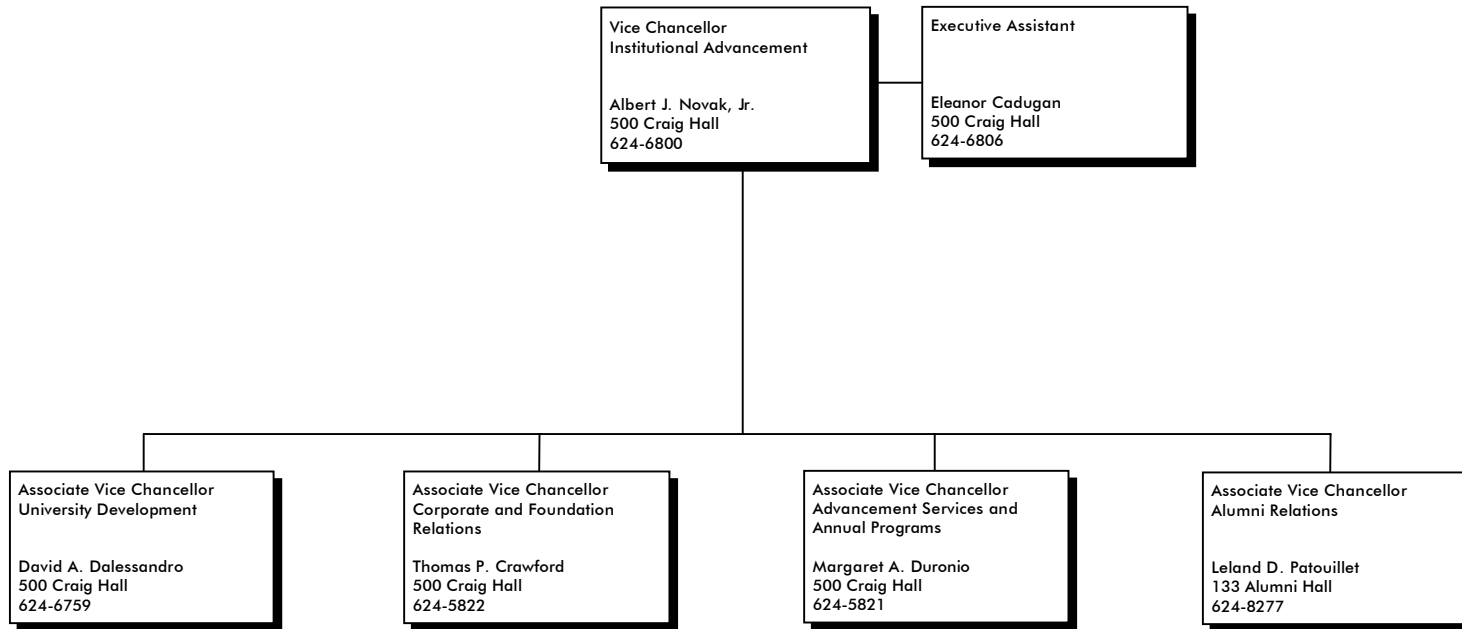


(1) Effective November 1, 2004, position vacant.

Note: All telephone numbers are in the 412 area code unless indicated otherwise.



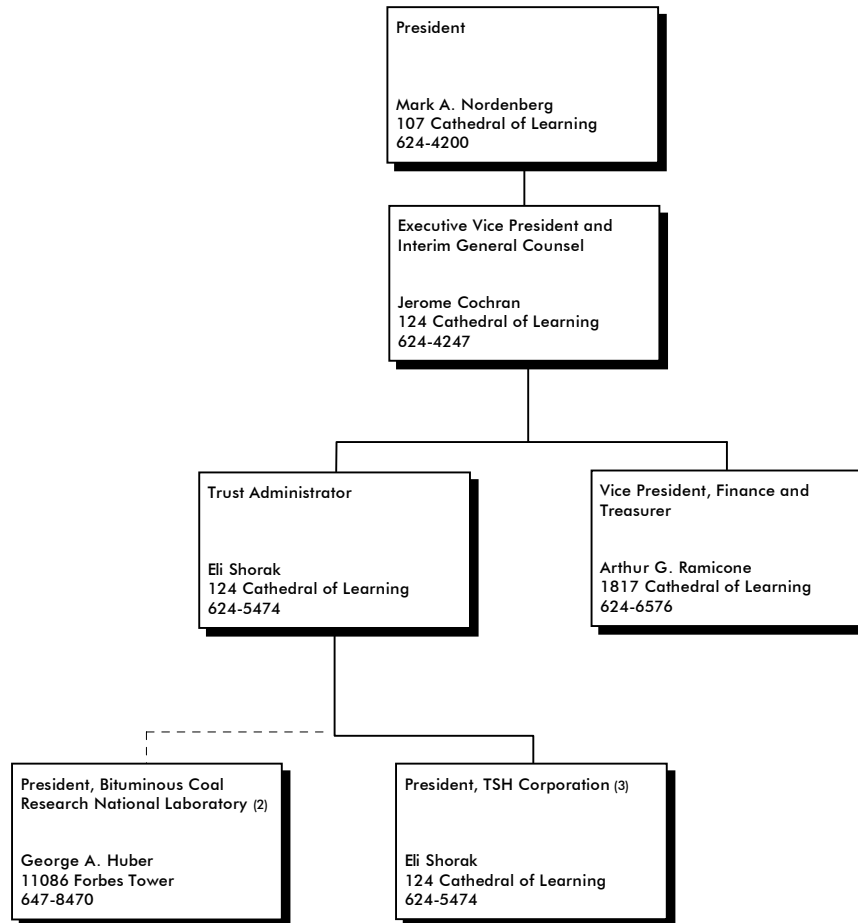
INSTITUTIONAL ADVANCEMENT



Note: All telephone numbers are in the 412 area code unless indicated otherwise.



UNIVERSITY OF PITTSBURGH TRUST (1)



(1) Independent corporation with its own Board of Directors.

(2) Affiliated corporation with its own Board of Directors.

(3) Subsidiary corporation of the University of Pittsburgh Trust with its own Board of Directors. Formerly Pittsburgh Applied Research Corporation.

Note: All telephone numbers are in the 412 area code unless indicated otherwise.





Student Information

**Headcount and FTE Enrollment by School, Level, and Status
Pittsburgh Campus, Regional Campuses and University Total
Fall Term, 2004**

SCHOOL	Undergraduate				Graduate				Total				
	Headcount			FTE	Headcount			FTE	Headcount			FTE	
	Full-Time	Part-Time	Total		Full-Time	Part-Time	Total		Full-Time	Part-Time	Total		
Pittsburgh Campus													
Arts and Sciences	9,264	667	9,931	9,530.8	1,360	166	1,526	1,426.4	10,624	833	11,457	10,957.2	
General Studies	905	1,027	1,932	1,315.8	--	--	--	--	905	1,027	1,932	1,315.8	
Katz Graduate School of Business	--	--	--	--	322	433	755	495.2	322	433	755	495.2	
Education	112	44	156	129.6	545	781	1,326	857.4	657	825	1,482	987.0	
Engineering	1,822	74	1,896	1,851.6	382	180	562	454.0	2,204	254	2,458	2,305.6	
Law - Graduate	--	--	--	--	5	18	23	12.2	5	18	23	12.2	
Law - First Professional	--	--	--	--	738	4	742	739.6	738	4	742	739.6	
Public and International Affairs	--	--	--	--	360	171	531	428.4	360	171	531	428.4	
Social Work	92	15	107	98.0	340	308	648	463.2	432	323	755	561.2	
Information Sciences	130	33	163	143.2	279	321	600	407.4	409	354	763	550.6	
College of Business Administration	1,598	76	1,674	1,628.4	--	--	--	--	1,598	76	1,674	1,628.4	
Dental Medicine - Undergraduate, Graduate	71	2	73	71.8	35	3	38	36.2	106	5	111	108.0	
Dental Medicine - First Professional	--	--	--	--	302	1	303	302.4	302	1	303	302.4	
Nursing	505	148	653	564.2	175	238	413	270.2	680	386	1,066	834.4	
Pharmacy - Undergraduate, Graduate	194	1	195	194.4	26	2	28	26.8	220	3	223	221.2	
Pharmacy - First Professional	--	--	--	--	173	2	175	173.8	173	2	175	173.8	
Public Health	--	--	--	--	295	213	508	380.2	295	213	508	380.2	
Medicine - Graduate	--	--	--	--	248	78	326	279.2	248	78	326	279.2	
Medicine - First Professional	--	--	--	--	574	0	574	574.0	574	0	574	574.0	
Health and Rehabilitation Sciences	349	14	363	354.6	356	105	461	398.0	705	119	824	752.6	
International Studies (Pitt in London Program)	38	0	38	38.0	--	--	--	--	38	0	38	38.0	
Social and Urban Research	--	--	--	--	0	11	11	4.4	0	11	11	4.4	
Pittsburgh Campus Total	15,080	2,101	17,181	15,920.4	6,515	3,035	9,550	7,729.0	21,595	5,136	26,731	23,649.4	
Regional Campuses													
Johnstown	2,946	263	3,209	3,051.2	--	--	--	--	2,946	263	3,209	3,051.2	
Greensburg	1,656	208	1,864	1,739.2	--	--	--	--	1,656	208	1,864	1,739.2	
Titusville	422	143	565	479.2	--	--	--	--	422	143	565	479.2	
Bradford	1,076	351	1,427	1,216.4	--	--	--	--	1,076	351	1,427	1,216.4	
Regional Campuses Total	6,100	965	7,065	6,486.0	--	--	--	--	6,100	965	7,065	6,486.0	
UNIVERSITY TOTAL	21,180	3,066	24,246	22,406.4	6,515	3,035	9,550	7,729.0	27,695	6,101	33,796	30,135.4	

**Headcount and FTE Enrollment by School and Level
Pittsburgh Campus, Regional Campuses, and University Total
Fall Term, 1999-2004**

SCHOOL	1999				2000				2001			
	Headcount			FTE	Headcount			FTE	Headcount			FTE
	Under-graduate	Graduate	Total		Under-graduate	Graduate	Total		Under-graduate	Graduate	Total	
Pittsburgh Campus												
Arts and Sciences	10,022	1,423	11,445	10,866.6	10,014	1,405	11,419	10,858.6	10,277	1,428	11,705	11,178.8
General Studies	2,388	--	2,388	1,604.4	2,435	--	2,435	1,683.2	2,398	--	2,398	1,648.6
Katz Graduate School of Business	--	845	845	536.0	--	841	841	556.0	--	857	857	566.0
Education	112	1,408	1,520	971.6	107	1,313	1,420	912.4	160	1,215	1,375	894.4
Engineering	1,709	566	2,275	2,073.4	1,782	527	2,309	2,114.6	1,793	527	2,320	2,141.8
Law - Graduate	--	--	--	--	--	6	6	3.6	--	16	16	8.8
Law - First Professional	--	700	700	698.2	--	766	766	764.8	--	803	803	802.4
Public and International Affairs	--	405	405	326.4	--	398	398	328.4	--	397	397	331.0
Social Work	240	650	890	698.0	215	612	827	650.6	122	576	698	544.4
Information Sciences	210	575	785	576.2	271	627	898	676.6	269	600	869	648.2
College of Business Administration	1,290	--	1,290	1,242.6	1,446	--	1,446	1,402.8	1,621	--	1,621	1,564.0
Dental Medicine - Undergraduate, Graduate	93	51	144	141.0	86	47	133	128.2	77	50	127	121.6
Dental Medicine - First Professional	--	333	333	333.0	--	329	329	324.2	--	312	312	311.4
Nursing	587	308	895	663.4	582	306	888	663.0	580	344	924	712.2
Pharmacy - Undergraduate, Graduate	180	26	206	201.8	179	27	206	202.4	179	26	205	199.6
Pharmacy - First Professional	--	177	177	176.4	--	163	163	162.4	--	172	172	170.8
Public Health	--	457	457	321.4	--	445	445	317.2	--	401	401	290.6
Medicine - Graduate	--	136	136	133.6	--	166	166	149.2	--	224	224	198.8
Medicine - First Professional	--	597	597	597.0	--	589	589	589.0	--	580	580	580.0
Health and Rehabilitation Sciences	304	316	620	535.4	282	318	600	510.6	292	367	659	583.4
International Studies (Pitt in London Program)	33	--	33	33.0	25	--	25	25.0	30	--	30	29.4
Education and Public Health	--	17	17	9.2	--	17	17	9.8	--	16	16	11.8
Nursing and Public Health	--	4	4	1.6	--	3	3	1.2	--	1	1	0.4
Social and Urban Research	--	--	--	--	--	--	--	--	--	--	--	--
Pittsburgh Campus Total	17,168	8,994	26,162	22,740.2	17,424	8,905	26,329	23,033.8	17,798	8,912	26,710	23,538.4
Regional Campuses												
Johnstown	3,147	--	3,147	2,937.0	3,031	--	3,031	2,850.4	3,096	--	3,096	2,897.4
Greensburg	1,548	--	1,548	1,401.6	1,587	--	1,587	1,438.2	1,758	--	1,758	1,618.2
Titusville	509	--	509	438.2	509	--	509	431.6	513	--	513	412.2
Bradford	1,178	--	1,178	1,020.8	1,204	--	1,204	1,019.2	1,467	--	1,467	1,146.6
Regional Campuses Total	6,382	--	6,382	5,797.6	6,331	--	6,331	5,739.4	6,834	--	6,834	6,074.4
UNIVERSITY TOTAL	23,550	8,994	32,544	28,537.8	23,755	8,905	32,660	28,773.2	24,632	8,912	33,544	29,612.8

**Headcount and FTE Enrollment by School and Level
Pittsburgh Campus, Regional Campuses, and University Total
Fall Term, 1999-2004 (continued)**

SCHOOL	2002				2003				2004			
	Headcount			FTE	Headcount			FTE	Headcount			FTE
	Under-graduate	Graduate	Total		Under-graduate	Graduate	Total		Under-graduate	Graduate	Total	
Pittsburgh Campus												
Arts and Sciences	10,339	1,465	11,804	11,241.2	10,148	1,515	11,663	11,127.2	9,931	1,526	11,457	10,957.2
General Studies	2,302	--	2,302	1,550.2	2,056	--	2,056	1,393.6	1,932	--	1,932	1,315.8
Katz Graduate School of Business	--	851	851	552.8	--	793	793	514.0	--	755	755	495.2
Education	136	1,330	1,466	975.8	138	1,274	1,412	930.8	156	1,326	1,482	987.0
Engineering	1,842	603	2,445	2,260.2	1,800	595	2,395	2,228.8	1,896	562	2,458	2,305.6
Law - Graduate	--	21	21	12.0	--	22	22	13.6	--	23	23	12.2
Law - First Professional	--	787	787	787.0	--	782	782	776.6	--	742	742	739.6
Public and International Affairs	--	425	425	357.8	--	458	458	386.0	--	531	531	428.4
Social Work	119	598	717	550.2	123	571	694	539.2	107	648	755	561.2
Information Sciences	226	576	802	587.8	207	624	831	598.2	163	600	763	550.6
College of Business Administration	1,665	--	1,665	1,624.2	1,666	--	1,666	1,619.8	1,674	--	1,674	1,628.4
Dental Medicine - Undergraduate, Graduate	77	44	121	119.8	81	52	133	131.8	73	38	111	108.0
Dental Medicine - First Professional	--	290	290	290.0	--	303	303	303.0	--	303	303	302.4
Nursing	634	395	1,029	762.0	617	386	1,003	754.6	653	413	1,066	834.4
Pharmacy - Undergraduate, Graduate	184	29	213	207.6	199	27	226	224.2	195	28	223	221.2
Pharmacy - First Professional	--	175	175	175.0	--	166	166	166.0	--	175	175	173.8
Public Health	--	435	435	328.2	--	484	484	358.6	--	508	508	380.2
Medicine - Graduate	--	267	267	230.4	--	289	289	248.2	--	326	326	279.2
Medicine - First Professional	--	580	580	580.0	--	588	588	588.0	--	574	574	574.0
Health and Rehabilitation Sciences	338	400	738	654.6	348	451	799	721.6	363	461	824	752.6
International Studies (Pitt in London Program)	48	--	48	48.0	30	--	30	30.0	38	--	38	38.0
Education and Public Health	--	9	9	6.6	--	2	2	1.4	--	0	0	0.0
Nursing and Public Health	--	0	0	0.0	--	0	0	0.0	--	0	0	0.0
Social and Urban Research	--	--	--	--	--	--	--	--	0	11	11	4.4
Pittsburgh Campus Total	17,910	9,280	27,190	23,901.4	17,413	9,382	26,795	23,655.2	17,181	9,550	26,731	23,649.4
Regional Campuses												
Johnstown	3,122	--	3,122	2,922.2	3,146	--	3,146	2,951.6	3,209	--	3,209	3,051.2
Greensburg	1,888	--	1,888	1,756.0	1,918	--	1,918	1,793.8	1,864	--	1,864	1,739.2
Titusville	503	--	503	418.4	516	--	516	441.6	565	--	565	479.2
Bradford	1,300	--	1,300	1,103.8	1,417	--	1,417	1,187.8	1,427	--	1,427	1,216.4
Regional Campuses Total	6,813	--	6,813	6,200.4	6,997 #	--	6,997	6,374.8	7,065	--	7,065	6,486.0
UNIVERSITY TOTAL	24,723	9,280	34,003	30,101.8	24,410	9,382	33,792	30,030.0	24,246	9,550	33,796	30,135.4

Headcount Enrollment by School, Race, Sex, and Level Pittsburgh Campus, Regional Campuses, and University Total Fall Term, 2004

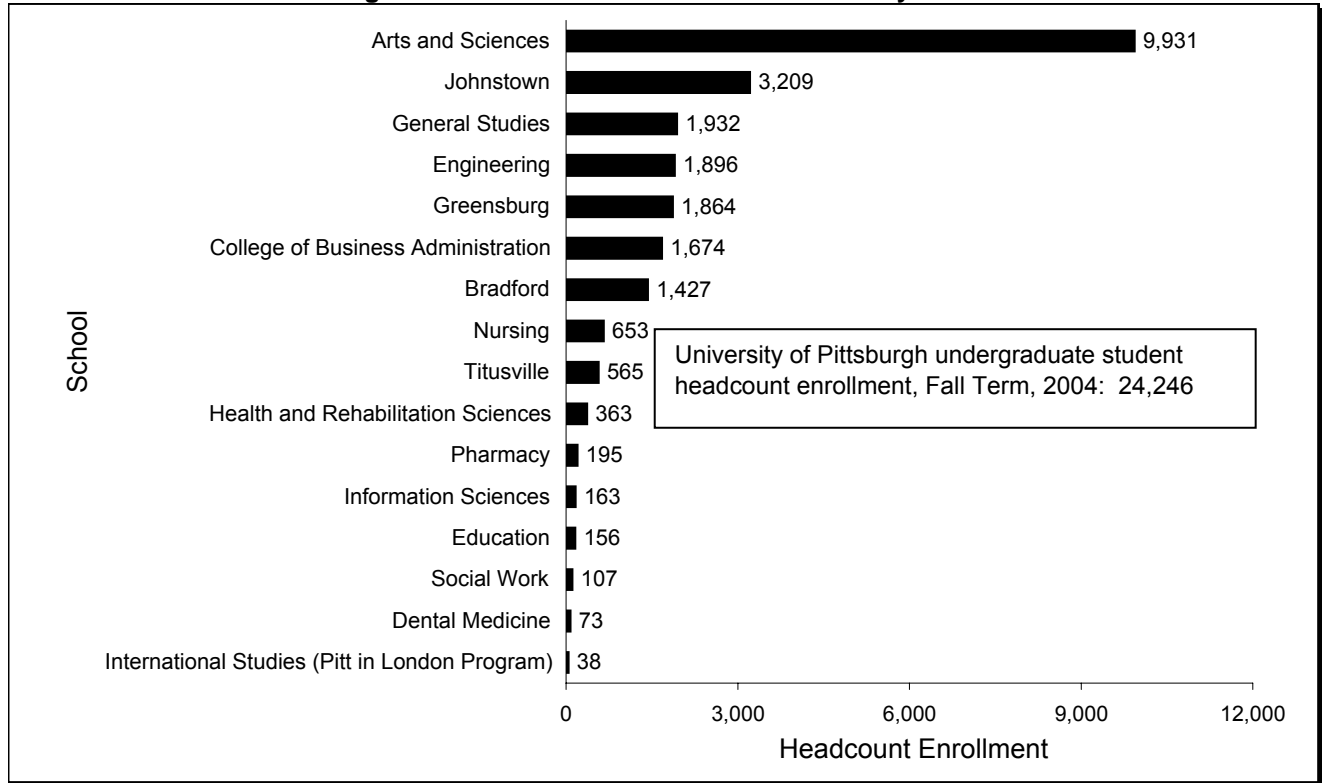
SCHOOL	International		Black Non-Hispanic		American Indian/ Alaskan Native		Asian/Pacific Islander		Hispanic		White Non-Hispanic		Race Unknown		Total	
	Male	Female	Male	Female	Male	Female	Male	Female	Male	Female	Male	Female	Male	Female	Male	Female
Pittsburgh Campus																
Arts and Sciences																
Undergraduate	26	33	417	597	11	9	193	228	56	52	3,696	4,261	167	185	4,566	5,365
Graduate	327	213	23	24	3	3	19	21	22	14	431	416	6	4	831	695
General Studies																
Undergraduate	4	8	97	161	5	6	19	36	11	14	715	773	34	49	885	1,047
Katz Graduate School of Business																
Graduate	95	60	9	11	1	1	24	15	5	5	375	143	8	3	517	238
Education																
Undergraduate	0	0	2	12	0	0	1	2	1	1	26	109	1	1	31	125
Graduate	26	38	22	52	0	1	2	9	1	7	299	802	24	43	374	952
Engineering																
Undergraduate	27	9	79	38	4	0	60	21	8	7	1,282	341	16	4	1,476	420
Graduate	144	47	12	7	1	1	16	8	8	3	234	70	8	3	423	139
Law																
Graduate	0	0	0	2	0	0	0	1	0	0	6	14	0	0	6	17
First Professional	6	6	16	33	1	2	17	11	7	7	362	269	1	4	410	332
Public and International Affairs																
Graduate	54	88	23	24	0	1	4	13	4	3	128	156	14	19	227	304
Social Work																
Undergraduate	0	0	7	11	0	0	0	0	0	0	11	74	0	4	18	89
Graduate	1	7	24	75	0	1	0	3	1	7	89	428	3	9	118	530
Information Sciences																
Undergraduate	1	1	5	3	1	1	6	5	2	0	105	32	0	1	120	43
Graduate	82	35	4	13	0	1	12	21	5	4	140	273	3	7	246	354
College of Business Administration																
Undergraduate	3	9	42	59	2	0	37	42	13	10	792	611	24	30	913	761
Dental Medicine																
Undergraduate	0	1	0	0	0	0	0	3	0	0	1	67	0	1	1	72
Graduate	1	3	1	0	1	0	8	3	1	1	9	7	3	0	24	14
First Professional	14	15	1	3	0	0	25	16	5	10	137	77	0	0	182	121
Nursing																
Undergraduate	1	0	3	25	0	0	1	10	2	3	59	542	1	6	67	586
Graduate	1	8	2	13	0	0	0	6	1	2	72	300	1	7	77	336
Pharmacy																
Undergraduate	1	0	1	6	0	0	1	9	0	0	55	118	1	3	59	136
Graduate	6	11	0	0	0	0	0	0	0	0	6	4	0	1	12	16
First Professional	0	0	1	3	0	0	2	10	0	2	46	111	0	0	49	126

Headcount Enrollment by School, Race, Sex, and Level Pittsburgh Campus, Regional Campuses, and University Total Fall Term, 2004

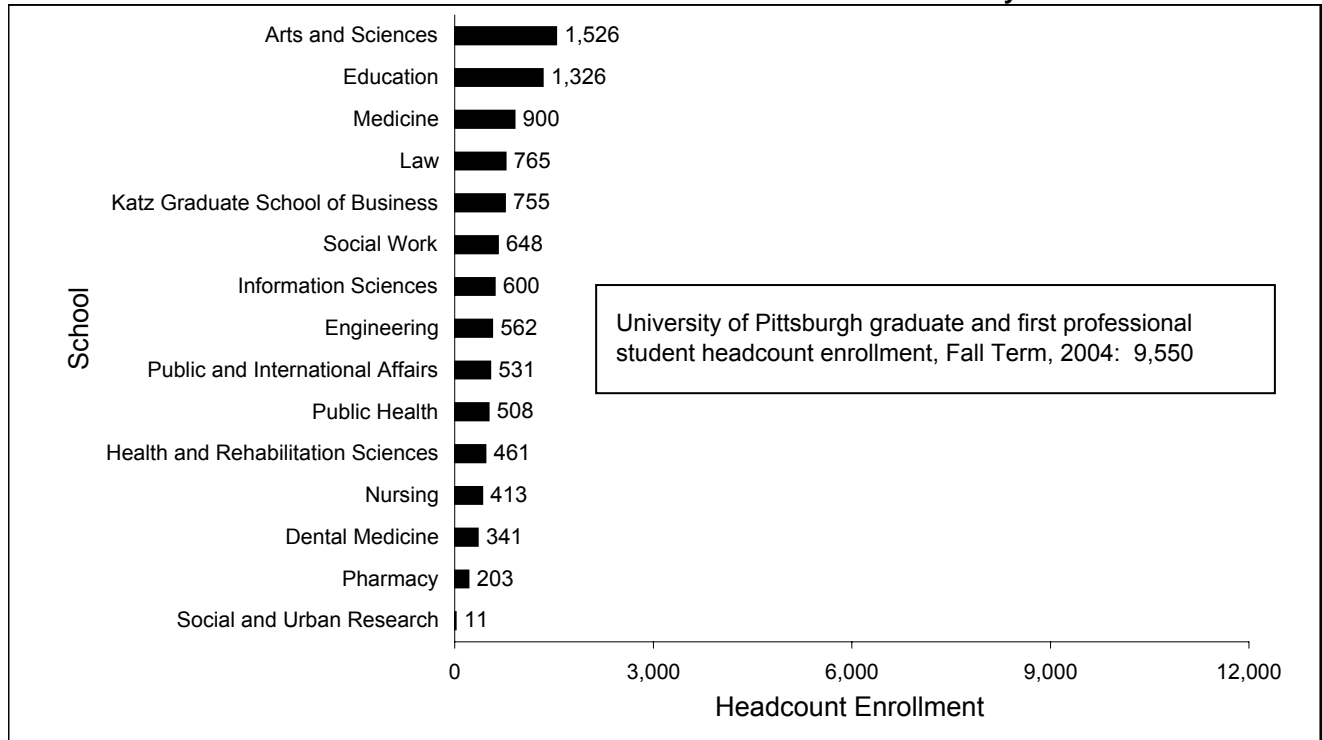
	<u>International</u>		<u>Black Non-Hispanic</u>		<u>American Indian/ Alaskan Native</u>		<u>Asian/Pacific Islander</u>		<u>Hispanic</u>		<u>White Non-Hispanic</u>		<u>Race Unknown</u>		<u>Total</u>	
	<u>Male</u>	<u>Female</u>	<u>Male</u>	<u>Female</u>	<u>Male</u>	<u>Female</u>	<u>Male</u>	<u>Female</u>	<u>Male</u>	<u>Female</u>	<u>Male</u>	<u>Female</u>	<u>Male</u>	<u>Female</u>	<u>Male</u>	<u>Female</u>
SCHOOL (continued)																
Public Health																
Graduate	42	77	13	38	1	0	12	27	3	6	70	185	6	28	147	361
Medicine																
Graduate	45	41	5	2	1	0	12	10	2	3	67	75	35	28	167	159
First Professional	0	0	17	33	0	0	80	55	7	11	195	174	1	1	300	274
Health and Rehabilitation Sciences																
Undergraduate	2	1	6	18	0	2	1	4	0	4	74	244	1	6	84	279
Graduate	19	28	3	12	0	2	3	13	1	3	78	282	5	12	109	352
International Studies (Pitt in London Program)																
Undergraduate	0	0	1	2	0	0	1	1	0	0	11	20	1	1	14	24
Social and Urban Research																
Graduate	0	0	0	3	0	1	0	0	0	1	0	1	0	5	0	11
Pittsburgh Campus																
Undergraduate	65	62	660	932	23	18	320	361	93	91	6,827	7,192	246	291	8,234	8,947
Graduate	843	656	141	276	8	12	112	150	54	59	2,004	3,156	116	169	3,278	4,478
First Professional	20	21	35	72	1	2	124	92	19	30	740	631	2	5	941	853
Pittsburgh Campus Total	928	739	836	1,280	32	32	556	603	166	180	9,571	10,979	364	465	12,453	14,278
Regional Campuses																
Johnstown																
Undergraduate	1	0	19	16	2	0	19	13	10	7	1,504	1,568	23	27	1,578	1,631
Greensburg																
Undergraduate	3	1	26	15	1	2	18	13	3	3	827	896	25	31	903	961
Titusville																
Undergraduate	0	0	38	38	2	0	8	4	2	7	174	274	4	14	228	337
Bradford																
Undergraduate	1	0	26	15	2	4	10	4	7	5	496	752	38	67	580	847
Regional Campuses Total	5	1	109	84	7	6	55	34	22	22	3,001	3,490	90	139	3,289	3,776
UNIVERSITY																
Undergraduate	70	63	769	1,016	30	24	375	395	115	113	9,828	10,682	336	430	11,523	12,723
Graduate	843	656	141	276	8	12	112	150	54	59	2,004	3,156	116	169	3,278	4,478
First Professional	20	21	35	72	1	2	124	92	19	30	740	631	2	5	941	853
UNIVERSITY TOTAL	933	740	945	1,364	39	38	611	637	188	202	12,572	14,469	454	604	15,742	18,054

Headcount Enrollment by Level and School Total University Fall Term, 2004

Undergraduate Student Headcount Enrollment by School



Graduate and First Professional Student Headcount Enrollment by School



**Headcount and FTE Enrollment by Status
Pittsburgh Campus, Regional Campuses, and University Total
Fall Term, 2000-2004**

	2000	2001	2002	2003	2004
CAMPUS					
Pittsburgh					
Full-Time	20,837	21,424	21,709	21,562	21,595
Part-Time	5,492	5,286	5,481	5,233	5,136
Pittsburgh Headcount Total	<u>26,329</u>	<u>26,710</u>	<u>27,190</u>	<u>26,795</u>	<u>26,731</u>
Pittsburgh FTE	23,033.8	23,538.4	23,901.4	23,655.2	23,649.4
<hr/>					
Regional Campuses					
Johnstown					
Full-Time	2,730	2,765	2,789	2,822	2,946
Part-Time	301	331	333	324	263
Johnstown Headcount Total	<u>3,031</u>	<u>3,096</u>	<u>3,122</u>	<u>3,146</u>	<u>3,209</u>
Johnstown FTE	2,850.4	2,897.4	2,922.2	2,951.6	3,051.2
Greensburg					
Full-Time	1,339	1,525	1,668	1,711	1,656
Part-Time	248	233	220	207	208
Greensburg Headcount Total	<u>1,587</u>	<u>1,758</u>	<u>1,888</u>	<u>1,918</u>	<u>1,864</u>
Greensburg FTE	1,438.2	1,618.2	1,756.0	1,793.8	1,739.2
Titusville					
Full-Time	380	345	362	392	422
Part-Time	129	168	141	124	143
Titusville Headcount Total	<u>509</u>	<u>513</u>	<u>503</u>	<u>516</u>	<u>565</u>
Titusville FTE	431.6	412.2	418.4	441.6	479.2
Bradford					
Full-Time	896	933	973	1,035	1,076
Part-Time	308	534	327	382	351
Bradford Headcount Total	<u>1,204</u>	<u>1,467</u>	<u>1,300</u>	<u>1,417</u>	<u>1,427</u>
Bradford FTE	1,019.2	1,146.6	1,103.8	1,187.8	1,216.4
Regional Campuses					
Full-Time	5,345	5,568	5,792	5,960	6,100
Part-Time	986	1,266	1,021	1,037	965
Regional Campuses Headcount Total	<u>6,331</u>	<u>6,834</u>	<u>6,813</u>	<u>6,997</u>	<u>7,065</u>
Regional Campuses FTE	5,739.4	6,074.4	6,200.4	6,374.8	6,486.0
<hr/>					
UNIVERSITY					
Full-Time	26,182	26,992	27,501	27,522	27,695
Part-Time	6,478	6,552	6,502	6,270	6,101
UNIVERSITY HEADCOUNT TOTAL	<u>32,660</u>	<u>33,544</u>	<u>34,003</u>	<u>33,792</u>	<u>33,796</u>
UNIVERSITY FTE	<u>28,773.2</u>	<u>29,612.8</u>	<u>30,101.8</u>	<u>30,030.0</u>	<u>30,135.4</u>

**Headcount Enrollment by Level and Pennsylvania and Out-of-State Residency
Total University
Fall Term, 2000-2004**

	2000		2001		2002		2003		2004	
LEVEL										
Undergraduate										
Pennsylvania residents	21,015	88%	21,951	89%	21,845	88%	21,567	88%	21,351	88%
Out-of-State residents	2,740	12%	2,681	11%	2,878	12%	2,843	12%	2,895	12%
Undergraduate Total	<u>23,755</u>		<u>24,632</u>		<u>24,723</u>		<u>24,410</u>		<u>24,246</u>	
Graduate										
Pennsylvania residents	5,772	65%	5,626	63%	5,872	63%	5,844	62%	5,950	62%
Out-of-State residents	3,133	35%	3,286	37%	3,408	37%	3,538	38%	3,600	38%
Graduate Total	<u>8,905</u>		<u>8,912</u>		<u>9,280</u>		<u>9,382</u>		<u>9,550</u>	
UNIVERSITY										
Pennsylvania residents	26,787	82%	27,577	82%	27,717	82%	27,411	81%	27,301	81%
Out-of-State residents	5,873	18%	5,967	18%	6,286	18%	6,381	19%	6,495	19%
UNIVERSITY TOTAL	<u>32,660</u>		<u>33,544</u>		<u>34,003</u>		<u>33,792</u>		<u>33,796</u>	

Note: Figures include undergraduate, graduate, and first professional students.

**Headcount Enrollment by Status and Pennsylvania and Out-of-State Residency
Total University
Fall Term, 2000-2004**

	2000		2001		2002		2003		2004	
STATUS										
Full-Time										
Pennsylvania residents	20,769	79%	21,440	79%	21,718	79%	21,567	78%	21,702	78%
Out-of-State residents	5,413	21%	5,552	21%	5,783	21%	5,955	22%	5,993	22%
Full-Time Total	<u>26,182</u>		<u>26,992</u>		<u>27,501</u>		<u>27,522</u>		<u>27,695</u>	
Part-Time										
Pennsylvania residents	6,018	93%	6,137	94%	5,999	92%	5,844	93%	5,599	92%
Out-of-State residents	460	7%	415	6%	503	8%	426	7%	502	8%
Part-Time Total	<u>6,478</u>		<u>6,552</u>		<u>6,502</u>		<u>6,270</u>		<u>6,101</u>	
UNIVERSITY										
Pennsylvania residents	26,787	82%	27,577	82%	27,717	82%	27,411	81%	27,301	81%
Out-of-State residents	5,873	18%	5,967	18%	6,286	18%	6,381	19%	6,495	19%
UNIVERSITY TOTAL	<u>32,660</u>		<u>33,544</u>		<u>34,003</u>		<u>33,792</u>		<u>33,796</u>	

Note: Figures include undergraduate, graduate, and first professional students.

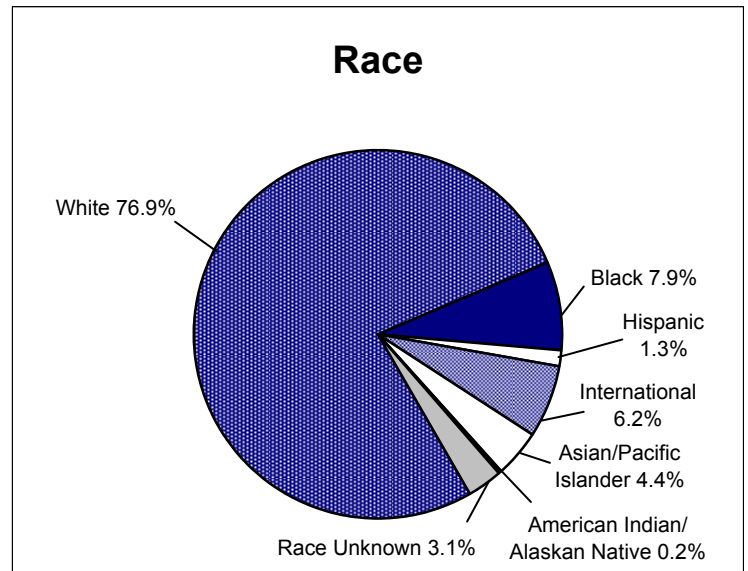
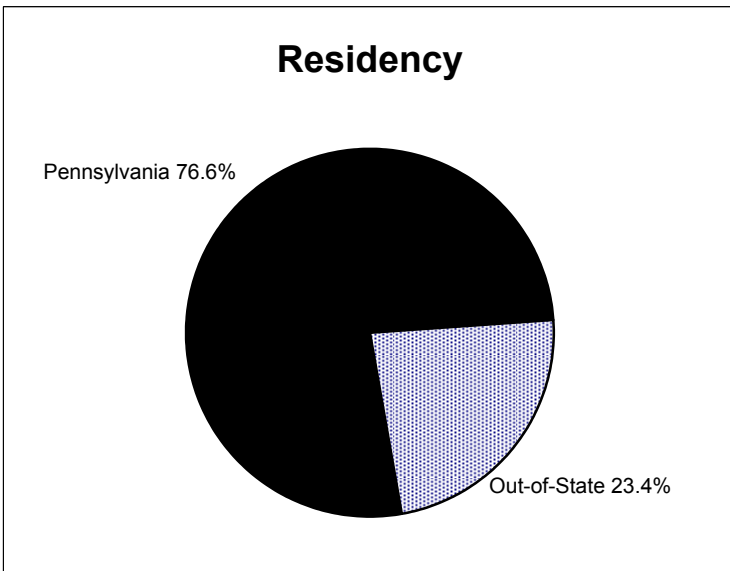
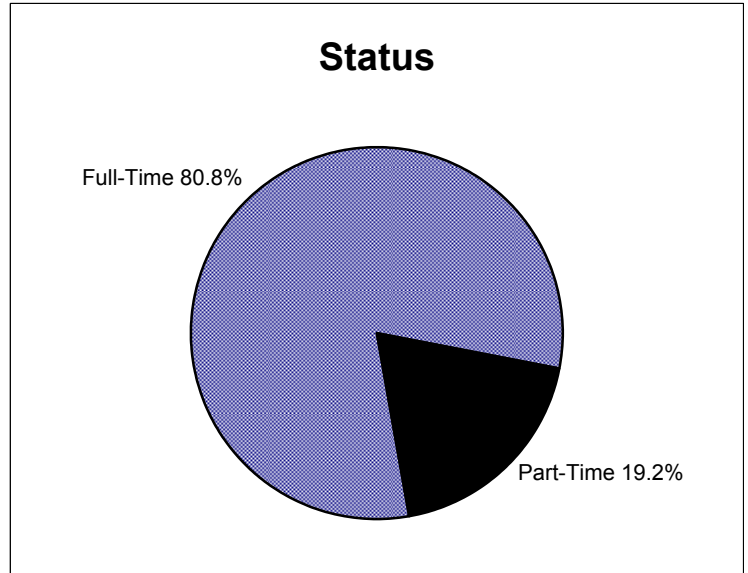
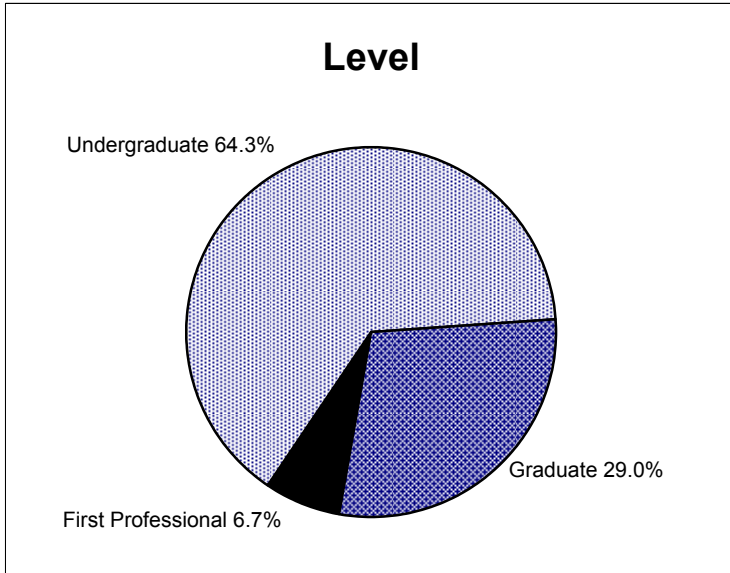
**Headcount Enrollment by Level, Pennsylvania and Out-of-State Residency and Status
Pittsburgh Campus, Regional Campuses, and University Total
Fall Term, 2004**

	Full-Time		Part-Time		Total	
CAMPUS						
Pittsburgh						
Undergraduate						
Pennsylvania residents	12,564	83%	1,969	94%	14,533	85%
Out-of-State residents	2,516	17%	132	6%	2,648	15%
Undergraduate Total	15,080		2,101		17,181	
Graduate						
Pennsylvania residents	3,258	50%	2,692	89%	5,950	62%
Out-of-State residents	3,257	50%	343	11%	3,600	38%
Graduate Total	6,515		3,035		9,550	
Pittsburgh Total	21,595		5,136		26,731	
<hr/>						
Regional Campuses						
Johnstown						
Undergraduate						
Pennsylvania residents	2,926	99%	261	99%	3,187	99%
Out-of-State residents	20	1%	2	1%	22	1%
Johnstown Total	2,946		263		3,209	
Greensburg						
Undergraduate						
Pennsylvania residents	1,636	99%	201	97%	1,837	99%
Out-of-State residents	20	1%	7	3%	27	1%
Greensburg Total	1,656		208		1,864	
Titusville						
Undergraduate						
Pennsylvania residents	385	91%	143	100%	528	93%
Out-of-State residents	37	9%	0	0%	37	7%
Titusville Total	422		143		565	
Bradford						
Undergraduate						
Pennsylvania residents	933	87%	333	95%	1,266	89%
Out-of-State residents	143	13%	18	5%	161	11%
Bradford Total	1,076		351		1,427	
Regional Campuses Total	6,100		965		7,065	
<hr/>						
UNIVERSITY						
Undergraduate						
Pennsylvania residents	18,444	87%	2,907	95%	21,351	88%
Out-of-State residents	2,736	13%	159	5%	2,895	12%
Undergraduate Total	21,180		3,066		24,246	
Graduate						
Pennsylvania residents	3,258	50%	2,692	89%	5,950	62%
Out-of-State residents	3,257	50%	343	11%	3,600	38%
Graduate Total	6,515		3,035		9,550	
UNIVERSITY Total	27,695		6,101		33,796	

Note: Graduate figures include graduate students and first professional students.

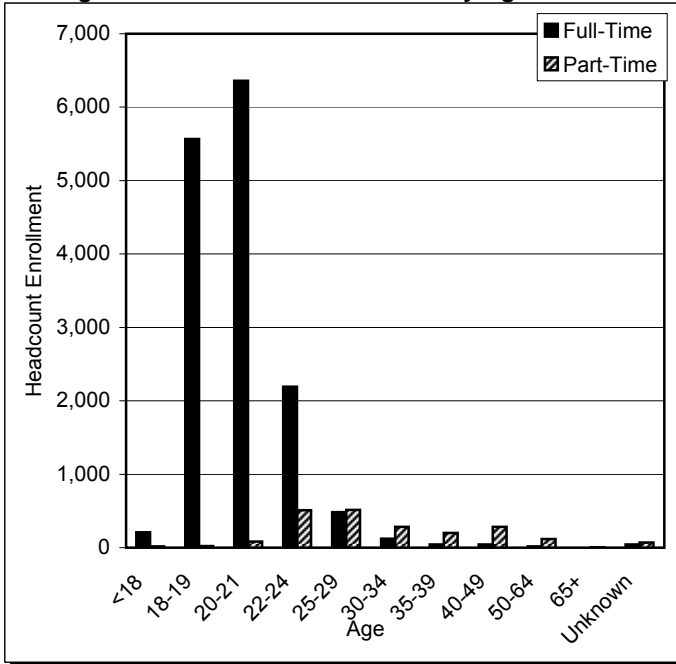
Headcount Enrollment by Level, Status, Residency, and Race Pittsburgh Campus Fall Term, 2004

Total Pittsburgh Campus Headcount Enrollment: 26,731

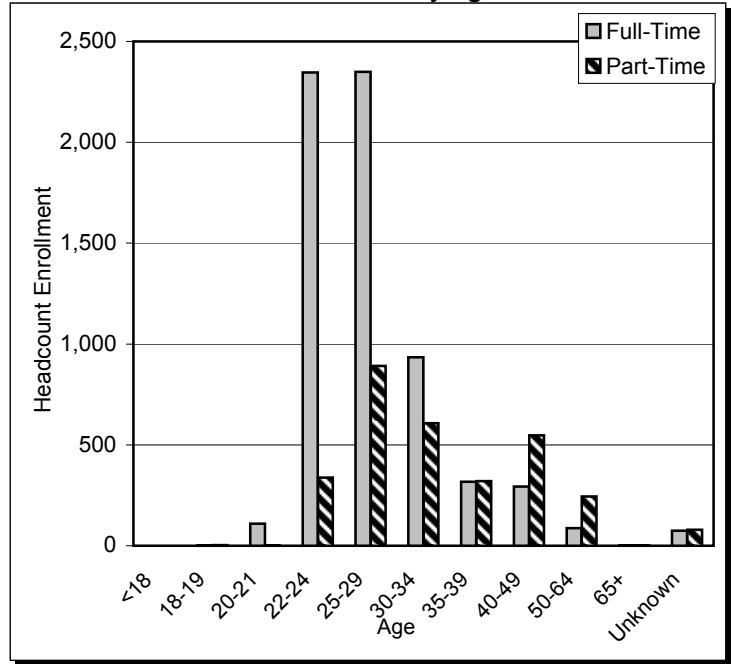


Headcount Enrollment by Age, Level, and Status Pittsburgh Campus Fall Term, 2004

Undergraduate Headcount Enrollment by Age and Status



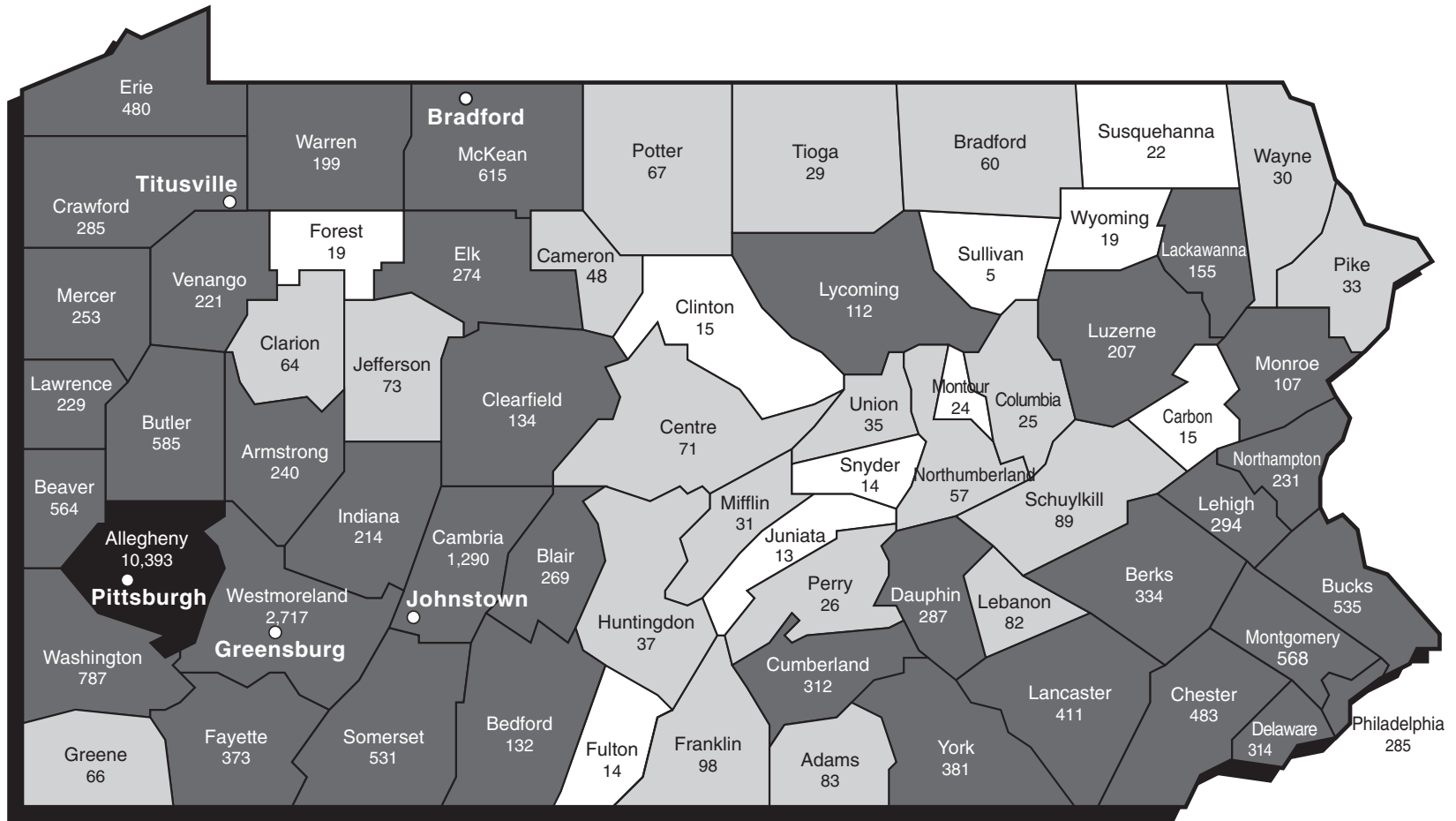
Graduate Headcount Enrollment by Age and Status



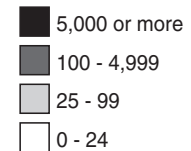
Age	Undergraduate			Graduate			Total		
	Full-Time	Part-Time	Total	Full-Time	Part-Time	Total	Full-Time	Part-Time	Total
<18	211	18	229	0	0	0	211	18	229
18-19	5,566	20	5,586	2	3	5	5,568	23	5,591
20-21	6,361	83	6,444	109	2	111	6,470	85	6,555
22-24	2,191	509	2,700	2,346	338	2,684	4,537	847	5,384
25-29	482	514	996	2,349	891	3,240	2,831	1,405	4,236
30-34	122	282	404	935	608	1,543	1,057	890	1,947
35-39	44	200	244	317	320	637	361	520	881
40-49	45	285	330	293	547	840	338	832	1,170
50-64	16	119	135	88	245	333	104	364	468
65+	0	3	3	1	2	3	1	5	6
Unknown	42	68	110	75	79	154	117	147	264
Total	15,080	2,101	17,181	6,515	3,035	9,550	21,595	5,136	26,731
Average Age	21	32	22	28	34	30	23	33	25

Note: Graduate figures include graduate and first professional students.

Headcount Enrollment by Pennsylvania County Total University Fall Term, 2004



Pennsylvania Total	27,301
<i>(Includes 236 Unclassified)</i>	
Other U.S. Students	4,822
International Students	1,673
TOTAL	33,796

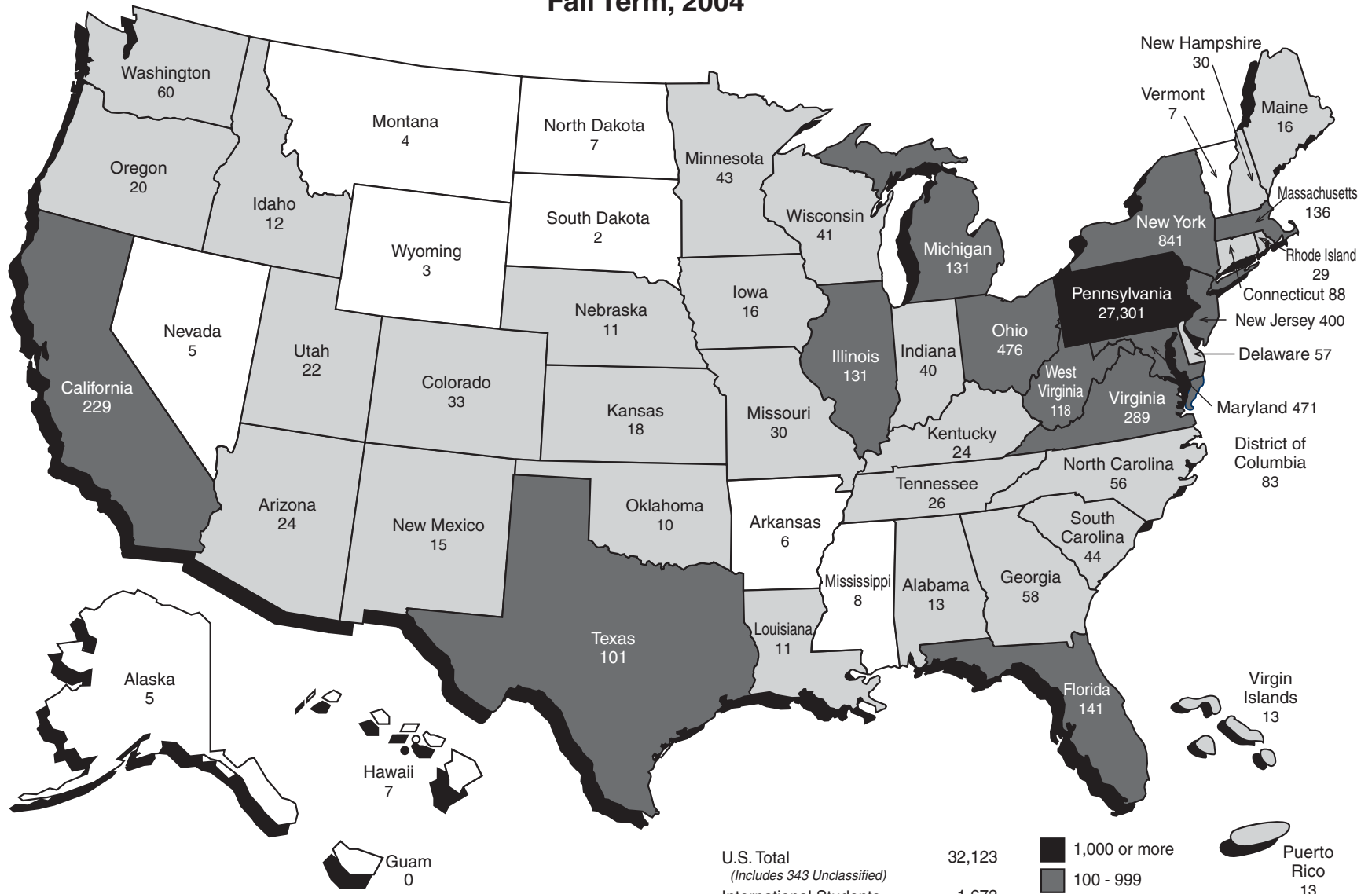


Note: Figures include undergraduate, graduate, and first professional students.

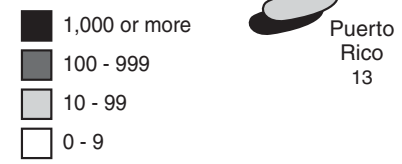
Headcount Enrollment by State or Territory

Total University

Fall Term, 2004



U.S. Total	32,123
<i>(Includes 343 Unclassified)</i>	
International Students	<u>1,673</u>
TOTAL	<u>33,796</u>



Note: Figures include undergraduate, graduate, and first professional students.

Headcount Enrollment of International Students by Country of Origin Pittsburgh Campus Fall Term, 2004

Argentina	24	Honduras	3	Philippines	4
Armenia	2	Hong Kong	6	Poland	7
Australia	4	Hungary	5	Qatar	1
Austria	2	Iceland	2	Romania	33
Bahrain	3	India	190	Russia	33
Bangladesh	3	Indonesia	17	Rwanda	2
Belarus	1	Iran	5	Saudi Arabia	18
Belgium	1	Iraq	1	Singapore	1
Benin	2	Ireland	1	Slovakia	3
Bolivia	3	Israel	3	South Africa	1
Botswana	5	Italy	15	Spain	5
Brazil	44	Jamaica	5	Sri Lanka	1
Bulgaria	10	Japan	69	St. Kitts and Nevis	1
Burundi	1	Jordan	9	St. Lucia	1
Cameroon	3	Kazakhstan	2	St. Vincent and the Grenadines	1
Canada	51	Kenya	9	Sudan	1
Chile	5	Korea, Republic of	136	Sweden	3
China	342	Kuwait	18	Switzerland	3
Columbia	25	Lebanon	10	Syria	2
Congo	1	Lithuania	2	Taiwan	90
Costa Rica	4	Macedonia	54	Tanzania	1
Croatia	2	Malaysia	7	Thailand	51
Cyprus	5	Mali	1	Trinidad and Tobago	8
Czech Republic	3	Mauritius	1	Turkey	65
Denmark	2	Mexico	18	Uganda	1
Ecuador	5	Moldova	1	Ukraine	12
Egypt	9	Monaco	1	United Arab Emirates	4
Equatorial Guinea	1	Mongolia	4	United Kingdom	12
Eritrea	1	Morocco	1	Uruguay	3
Ethiopia	2	Nepal	6	Uzbekistan	1
Finland	2	The Netherlands	2	Venezuela	5
France	14	New Zealand	3	Vietnam	1
Georgia	2	Nicaragua	2	Yemen	3
Germany	24	Nigeria	14	Yugoslavia (former)	14
Ghana	4	Norway	3	Zimbabwe	2
Greece	11	Pakistan	8		
Grenada	1	Palestinian Authority	2		
Guinea	1	Paraguay	1		
Guinea-Bissau	1	Peru	10		
				Pittsburgh Campus Total	1,667

The ten countries from which the most international students originate, in descending order, are: China, India, Republic of Korea, Taiwan, Japan, Turkey, Macedonia, Canada, Thailand, and Brazil.

Notes: Figures include undergraduate, graduate and first professionals students.

There are six international students enrolled at the regional campuses: one at Johnstown (Greece); four at Greensburg (Canada:1, Nigeria: 2, Mexico:1); and one at Bradford (Australia). Overall, international students enrolled: 1,673.



Degree and Certificate Programs

Degree and Certificate Programs Offered by School and Degree Type Fall Term, 2004

Arts and Sciences, Humanities^{1,2}

American Sign Language	CERT
Architectural Studies	BA
Bioethics	MA
Children's Literature	CERT
Chinese	BA
Classics	BA, MA, PhD
Composition, Literacy, and Pedagogy	ADVCTM/D
Cultural Studies	ADVCTM/D
East Asian Studies	MA
English	MA, MFA, PhD
English Literature	BA
English Writing	BA
Film Studies	CERT, ADVCTM/D, BA
French	BA, MA, PhD
German	BA
German Language	CERT
Germanic Languages and Literatures	MA, PhD
Hispanic Languages and Literatures	MA, PhD
Hispanic Linguistics	MA, PhD
History and Philosophy of Science	BA, MA, PhD
History of Art and Architecture	BA, MA, PhD
Italian	BA, MA
Japanese	BA
Jewish Studies	CERT
Linguistics	BA, MA, PhD
Medieval and Renaissance Studies	CERT, ADVCT
Music	BA, MA, PhD
Philosophy	BA, MA, PhD
Polish	BA
Professional Translation	CERT
Public and Professional Writing	CERT
Religion ³	PhD
Religious Studies	BA, MA
Rhetoric and Communication	BA, MA, PhD
Russian	BA
Slavic Languages and Literatures	MA, PhD
Spanish	BA
Studio Arts	BA
Teaching English as Another Language	ADVCT
Theatre Arts	BA, MA, MFA, PhD

Arts and Sciences, Natural Sciences^{1,2}

Applied Mathematics	BS, MA, MS
Applied Statistics ⁴	MA, MS
Biological Sciences	BS, MS, PhD
Chemistry	BS, MS, PhD
Computer Engineering	MS, PhD
Computer Science	BS, MS, PhD
Ecology and Evolution	BS
Environmental Geology	BS
Environmental Studies	BA
Geographic Information Systems	CERT, MS

Arts and Sciences, Natural Sciences^{1,2} (continued)

Geology	BS
Geology and Planetary Science	MS, PhD
Intelligent Systems	MS, PhD
Mathematics	BS, MA, MS, PhD
Mathematics-Economics	BA, BS
Mathematics-Philosophy	BA, BS
Mathematics Professional Program	MS
Microbiology	BS
Molecular Biology	BS
Molecular Biophysics	PhD
Neuroscience	BS, MS, PhD
Photonics	CERT
Physics	BS, MS, PhD
Physics and Astronomy	BA, BS
Psychology	BS, MS, PhD
Scientific Computing	ADVCT, BS
Statistics ⁴	BS, MA, MS, PhD

Arts and Sciences, Social Sciences^{1,2}

Africana Studies	BA
Anthropology	BA, MA, PhD
Economics	BA, BS, MA, PhD
Economics-Statistics	BS
History	BA, MA, PhD
Political Science	BA, MA, PhD
Sociology	BA, MA, PhD
Urban Studies	BA

Arts and Sciences, Other Programs^{1,2}

Africana Studies and English	BA
Business ⁵	BA, BS
Conceptual Foundations of Medicine	CERT
Historic Preservation	CERT
Interdisciplinary Studies	BA, BS
Politics and Philosophy	BA
Self-Design Major	BA, BS
Women's Studies	CERT, ADVCTM/D

General Studies¹

Accounting	CERT
Administration of Justice	BA
Communication	CERT
Community Health Assessment	CERT
Dental Hygiene ⁶	BS
English Writing	CERT
Health Services	BA
Humanities Area	BA
Information System Design	CERT
Legal Studies	BA
Liberal Studies	BA, BS
Managing Health Services Programs and Projects	CERT
Media Communications	BA

Degree and Certificate Programs Offered by School and Degree Type Fall Term, 2004

General Studies (continued)¹

Natural Sciences Area	BS
Professional Translation	CERT
Public Service	BA
Social Sciences Area	BA
Statistical Quality Control	CERT
Women's Studies	CERT
Writing	CERT

Honors College

Bachelor of Philosophy	BPhil ¹
------------------------	--------------------

Katz Graduate School of Business⁷

Business Administration (MBA: 11-Month Program)	MBA, PhD
Business Administration (Two-Year MBA Program)	MBA
Executive MBA Program ⁸	MBA
International Business ⁹	MIB
International Executive MBA Program ⁸	MBA
Management of Information Systems	MS

Education¹

Adapted Physical Education	ADVCT
Administrative and Policy Studies	MA, MEd, PhD, EdD
Applied Developmental Psychology	BS
Educational Administration	ADVCT
Educational Supervision	ADVCT
Health, Physical, and Recreation Education	MS, PhD
Health, Physical, and Recreation Education - Exercise Science	BS
Health, Physical, and Recreation Education - Movement Science	BS
Instruction and Learning ¹⁰	MA, MS, MAT, MEd, PhD, EdD
Orientation and Mobility	ADVCT
Psychology in Education	MA, MS, MEd, PhD
Reading Specialist	ADVCT
Teaching	ADVCT
Youth Health and Fitness	ADVCT

Engineering^{1, 11}

Bioengineering	BSE, MSBENG, PhD
Chemical Engineering	BSE, MSChE, PhD
Civil Engineering	BSE, MSCE, PhD
Civil Engineering and Architectural Studies	CERT
Clinical Cardiovascular Engineering	ADVCT
Computer Engineering	BSE, MSCOE, PhD
Electrical Engineering	BSE, MSEE, PhD
Energy Resource Utilization	CERT
Engineering Physics	BSE
Fessenden Honors Engineering Program	CERT
Industrial Engineering	BSE, MSIE, PhD
Interdisciplinary PhD Program	PhD
International Engineering Studies	CERT
Materials Science and Engineering	BSE, MSMSE, PhD
Mechanical Engineering	BSE, MSME, PhD

Engineering (continued)^{1, 11}

Metallurgical Engineering	BSE, MSMetE, PhD
Petroleum Engineering	MSPE
Product Realization	CERT
Rehabilitation Engineering	ADVCT
Sustainable Engineering	CERT

Law¹²

Civil Litigation	ADVCT
Environmental Law Science and Policy	ADVCT
Health Law ¹³	ADVCT
Intellectual Property and Technology Law	ADVCT
International and Comparative Law Law	ADVCT, LLM MSL, JD, JSD

Public and International Affairs¹⁴

Development Planning and Environmental Sustainability	MID
Global Political Economy	MPIA
Non-Government Organizations and Civil Society	MID
Policy Research and Analysis	MPA
Public and International Affairs	PhD
Public and Non-Profit Management	MPA
Public Policy and Management	ADVCT, MPPM
Security and Intelligence Studies	MPIA
Urban and Regional Affairs	MPA

Social Work^{1, 15}

Employee Assistance Program	ADVCT
Family and Marital Therapy	ADVCT
Gerontology	ADVCT
Social Work	BASW, MSW, PhD

Information Sciences^{1, 16}

Information Science	ADVCT, BS, MSIS, PhD
Library and Information Science	ADVCT, MLIS, PhD
Telecommunications	ADVCT, MST

College of Business Administration¹

Accounting	BSBA
Finance	BSBA
General Management	BSBA
International Business	CERT
Leadership and Ethics	CERT
Marketing	BSBA

Dental Medicine

Anesthesiology	ADVCT
Dental Hygiene	CERT
Dental Medicine	DMD
Endodontics	ADVCT, MDS
Maxillofacial Prosthodontics	ADVCT
Oral and Maxillofacial Pathology	ADVCTM
Orthodontics	ADVCT, MDS

Degree and Certificate Programs Offered by School and Degree Type Fall Term, 2004

Dental Medicine (continued)

Orthodontics and Dentofacial Orthopedics	ADVCT, MDS
Pediatric Dentistry	ADVCT, MDS
Periodontics	ADVCT, MDS
Prosthodontics	ADVCT, MDS

Nursing¹

Acute Care Nurse Practitioner	ADVCTM
Adult Nurse Practitioner	ADVCTM
Clinical Nurse Specialist	MSN
Health Care Genetics	ADVCTM
Healthcare Administration	ADVCTM
Nurse Anesthesia	MSN
Nurse Practitioner ¹⁷	MSN
Nursing ¹⁸	BSN, PhD
Nursing - RN to BSN ¹⁹	BSN
Nursing - RN to MSN ²⁰	BSN
Nursing Education	ADVCTM
Nursing Informatics	ADVCTM
Nurse Specialty Role ²¹	MSN
Pediatric Nurse Practitioner	ADVCTM
Psychiatric Nurse Practitioner	ADVCTM
Women's Health Nurse Practitioner	ADVCTM

Pharmacy

Pharmaceutical Sciences	MS, PhD
Pharmacy	PharmD ²²

Public Health²³

Behavioral and Community Health Sciences	MPH, DrPH
Biostatistics	MS, MPH, PhD, DrPH
Environmental and Occupational Health	MS, MPH, PhD
Environmental Health Risk Assessment	ADVCTM
Epidemiology	MS, MPH, PhD, DrPH
Genetic Counseling	MS
Global Health	ADVCT
Health Administration	MHA
Health Policy and Management	MHA
Human Genetics	MS, PhD
Industrial Hygiene	ADVCTM
Infectious Diseases and Microbiology	MS, MPH, PhD, DrPH
Occupational Medicine	MPH
Public Health Genetics	MPH
Public Health Multidisciplinary MPH Program	MPH
Public Health Preparedness and Disaster Response	ADVCT
Radiation Health	ADVCTM

Medicine²⁴

Biochemistry and Molecular Genetics	MS, PhD
Biomedical Informatics	ADVCTM, MS, PhD
Cell Biology and Molecular Physiology	MS, PhD
Cellular and Molecular Pathology	MS, PhD
Clinical Research	ADVCTM, MS

Medicine (continued)

Immunology	MS, PhD
Medical Education	ADVCTM, MS
Medicine	MD
Molecular Biophysics	PhD
Molecular Pharmacology	MS, PhD
Molecular Virology and Microbiology	MS, PhD
Neurobiology	MS, PhD

Health and Rehabilitation Sciences¹

Assistive Technology in Rehabilitation	CERT
Audiology	AuD
Clinical Dietetics and Nutrition	BS
Communication Science	BA
Communication Science and Disorders	MA, MS, PhD
Coordinated Master in Dietetics	MS
Disability Studies	ADVCT
Emergency Medicine	BS
Emergency Medicine in Rehabilitation	CERT
Health Information Management	BS
Health and Rehabilitation Sciences Interdisciplinary	MS
Occupational Therapy	BS, MOT
Pathokinesiology in Rehabilitation	CERT
Physical Therapy	DPT
Psycho-Social Issues in Rehabilitation	CERT
Rehabilitation Science	BS, PhD
Rehabilitation Technology	ADVCTM
Speech Language Pathology	CSCD

University Center for International Studies

African Studies	CERT
Asian Studies	CERT, ADVCT
East European Studies	ADVCT
European Union Studies	CERT
Global Studies	CERT, ADVCT
Latin American Social and Public Policy	ADVCT
Latin American Studies	CERT, ADVCT
Russian and East European Studies	CERT
Russian Studies	ADVCT
Soviet Studies	ADVCT
West European Studies	CERT, ADVCT

Education and Public Health

Health Promotion and Education ²⁵	MHPE
--	------

University Center for Social and Urban Research

Gerontology	CERT
-------------	------

Nursing and Public Health

Management Program for Health Professionals ²⁶	ADVCTM
---	--------

Degree and Certificate Programs Offered by School and Degree Type Fall Term, 2004

Johnstown, Humanities¹

American Studies	BA
Communication	BA
English Literature	BA
Humanities	BA
Journalism	BA
Theatre Arts	BA
Writing	BA

Johnstown, Natural Sciences¹

Biology	BS
Chemistry	BS
Computer Science	BS
Emergency Medical Services	AS
Geology	BS
Health Related Professions Interdisciplinary	BS
Mathematics	BS
Natural Sciences	BS
Psychology	BS
Respiratory Care	AS
Surgical Technology	AS

Johnstown, Social Sciences¹

Business	CERT, BA
Economics	BA
Environmental Studies	BA
Geography	BA
History	BA
International Studies	CERT
Political Science	BA
Social Sciences	BA
Sociology	BA

Johnstown, Education¹

Elementary Education	BS
Secondary Education	BA, BS

Johnstown, Engineering Technology¹

Civil Engineering Technology	BSCET
Electrical Engineering Technology	BSEET
Mechanical Engineering Technology	BSMET

Johnstown, Other Programs¹

Self-Design Major	BA, BS
-------------------	--------

Greensburg, Humanities¹

Children's Literature	CERT
English Literature	BA
English Writing	BA
Humanities Area	BA
Interdisciplinary Arts	BA
Rhetoric and Communication	BA

Greensburg, Natural Sciences¹

Applied Mathematics	BS
Biological Sciences	BS
Natural Sciences Area	BS
Psychology	BS

Greensburg, Behavioral Sciences¹

Administration of Justice	BA
American Studies	BA
Anthropology	BA
Gerontology	CERT
History	BA
Latin American Studies	CERT
Management	BS
Management-Accounting	BS
Management Information Systems	BS
Political Science	BA
Social Sciences Area	BA

Greensburg, Other Programs¹

Self-Design Major	BA, BS
-------------------	--------

Titusville²⁷

Accounting	CERT, AS
Business	AS
Business Information Systems	AS
Human Services	AA
Liberal Arts	AA
Natural Science	AS
Nursing	AS
Occupational Therapist Assistant Program	AS
Physical Therapist Assistant Program	AS

Bradford, Humanities¹

Broadcast Communications	BA
Communications	BA
English	BA
Liberal Studies	AA
Public Relations	BA
Writing	BA

Bradford, Natural Sciences¹

Applied Mathematics	BS
Biology	BS
Chemistry	BS
Computer Science	BA, BS
Environmental Studies	BA
Geology and Environmental Science	BS
Information Systems	AS
Petroleum Technology	AS
Physical Sciences	BS
Psychology	BS

Degree and Certificate Programs Offered by School and Degree Type Fall Term, 2004

Bradford, Social Sciences¹

Administration of Justice	BA
American Studies	BA
Business Management	BS
Economics	BA
Gerontology	CERT
History-Political Science	BA
Human Relations	BA
Human Relations-Gerontology	BA
Public Administration	BA
Social Sciences	BA
Sociology	BA

Bradford, Other Programs^{1, 28, 29}

Athletic Training	BS
Nursing	AS, BSN
Radiological Science	BS
Sports Medicine	BS
Sport and Recreation Management	BS

Notes: Degree and certificate programs listed are those which are currently offered.

Application to certain programs, and the subsequent conferring of specific, non-terminal degrees in these programs, may be contingent upon departmental guidelines.

The abbreviations for certificates are as follows: CERT denotes an undergraduate-level certificate, ADVCT denotes a graduate-level (advanced) certificate, ADVCTM denotes a master's-level certificate, ADVCTD denotes a doctoral-level certificate. The abbreviation ADVCTM/D denotes both the master's- and doctoral-level certificates.

For ease of reference, preceding each of the following footnotes is the school to which the footnote is applicable.

¹**Honors College:** The Bachelor of Philosophy degree, BPhil, offered through the Honors College, is available in all University baccalaureate degree programs.

²**Arts and Sciences:** Also available are joint degree programs between Arts and Sciences and the Katz Graduate School of Business, MA/MBA, between Arts and Sciences and Public Health, PhD (Anthropology)/MPH (Behavioral and Community Health Sciences), and between the Arts and Sciences and Medicine, MA/MD (Bioethics). Available in Arts and Sciences are the Combined Major degree programs, BA and BS, and the joint degree programs between Arts and Sciences and Engineering, BA/BSE and BS/BSE.

³**Arts and Sciences:** A cooperative degree program with Pittsburgh Theological Seminary.

⁴**Arts and Sciences:** A five-year program which a student can receive both a BS in Statistics and either an MA or MS in Applied Statistics.

⁵**Arts and Sciences:** A dual (double) major program in which the Business major is taken in conjunction with any other Arts and Sciences major.

⁶**General Studies:** A program designed for students who, having been awarded the certificate in Dental Hygiene by Dental Medicine, wish to complete the requirements for the baccalaureate degree.

⁷**Business:** Also available is the dual-degree program within the Katz Graduate School of Business, MBA/MS, and joint degree programs between the Katz Graduate School of Business and the School of Arts and Sciences, MBA/MA, between Katz Graduate School of Business and Engineering, MBA/MSIE, between the Katz Graduate School of Business and Law, MBA/JD, between the Katz Graduate School of Business and Public and International Affairs, MBA/MPIA, and MBA/MID. A cooperative degree program is available between the Katz Graduate School of Business and Pittsburgh Theological Seminary, MBA/MDiv.

⁸**Business:** A specially-designed, less than two-year, MBA program. The Executive MBA Program is offered to experienced executives in the United States while the International Executive MBA Program to individuals at various international locations.

⁹**Business:** A degree program in which the MIB degree is offered in conjunction with the MBA.

¹⁰**Education:** The MAT (in Elementary and Secondary Education) and MEd (in Special Education) degree programs culminate in the University recommending those students, who have completed the requirements, for the Commonwealth of Pennsylvania Instructional Certificate I. The School of Education offers another program option leading to teacher certification, referred to as the professional year program. In this one-year, non-degree program, the student, having received the baccalaureate degree in an arts and sciences major, enrolls in the School of Education as a postbaccalaureate student. A professional year program option exists for those students who wish to pursue the emphasis in Early Childhood Education.

¹¹**Engineering:** Also available is the dual-degree program within Engineering, MSChE/MSPE, and joint degree programs between Engineering and the College of Arts and Sciences, BSE/BA and BSE/BS, and between Engineering and the Katz Graduate School of Business, MSIE/MBA.

¹²**Law:** Also available are joint degree programs between Law and the School of Arts and Sciences, JD/MA (Bioethics), between Law and the Katz Graduate School of Business, JD/MBA, between Law and Public and International Affairs, JD/MPA, JD/MPIA, and JD/MID, and between Law and Public Health, JD/MPH. Cooperative degree programs are available between Law and Carnegie Mellon University, JD/MS, JD/MAM, and JD/MSIA.

¹³**Law:** A degree program which is available in conjunction with the JD degree.

Degree and Certificate Programs Offered by School and Degree Type Fall Term, 2004

Notes (continued)

¹⁴**Public and International Affairs:** Also available within Public and International Affairs is a dual-degree program, MPA/MPIA, MPA/MID, and MPIA/MID, a joint degree program between Public and International Affairs and the Katz Graduate School of Business, MPIA/MBA, and MID/MBA, and joint degree programs between Public and International Affairs and Law, MPA/JD, MPIA/JD, and MID/JD, between Public and International Affairs and Social Work, MPA/MSW, MPIA/MSW, and MID/MSW, between Public and International Affairs and Information Sciences, MPA/MSIS, MPIA/MSIS, and MID/MSIS, and between Public and International Affairs and Public Health, MPA/MPH, MPIA/MPH, and MID/MPH.

¹⁵**Social Work:** Also available are joint degree programs between Social Work and Public Health, PhD/MPH, and between Social Work and Public and International Affairs, MSW/MPA, MSW/MPIA, and MSW/MID, and cooperative degree programs between Social Work and Pittsburgh Theological Seminary, MSW/MDiv, and between Social Work and Hebrew Union College, MSW/MAJCS. Students meeting established requirements may participate in programs that the School of Social Work administers in cooperation with the Commonwealth of Pennsylvania and the U.S. Administration for Children and Families, and in participation with all other accredited and approved universities in Pennsylvania. Programs that are offered: at the graduate level, the Child Welfare Certificate Program (CWCP) and the Child Welfare Education for Leadership (CWEL) Program; at the undergraduate level, the Child Welfare Education for Baccalaureates (CWEB) Program.

¹⁶**Information Sciences:** Also available are joint degree programs between Information Sciences and Public and International Affairs, MSIS/MPA, MSIS/MPIA, and MSIS/MID.

¹⁷**Nursing:** Includes specialties in Acute Care Nurse, Family Nurse, Pediatric Nurse, and Psychiatric Primary Care Nurse.

¹⁸**Nursing:** In addition to the traditional BSN program, also available is the BSN-Accelerated Program which is a specially-designed program for individuals who have 90 credits earned towards, or have, a baccalaureate degree in another field. The program enables individuals to earn the BSN at an accelerated rate.

¹⁹**Nursing:** A specially-designed program for individuals who are practicing RNs. This program expedites their completion of the requirements for the BSN.

²⁰**Nursing:** A specially-designed program for individuals who are practicing RNs. This program prepares RNs for advanced practice in specific nursing areas while enabling them to complete the requirements for both the BSN and MSN degrees.

²¹**Nursing:** Includes specialties in Nursing Administration, Nursing Education, Nursing Informatics, and Nursing Research.

²²**Pharmacy:** The PharmD curricula accommodates students who have completed two years of study in the College of Arts and Sciences and are entering the PharmD program as undergraduates and those individuals who already have the BSPhr degree and want to now complete the requirements for the PharmD degree.

²³**Public Health:** Also available is a joint degree program between Public Health and the School of Arts and Sciences, MPH (Behavioral and Community Health Sciences)/ PhD (Anthropology), between Public Health and Public and International Affairs, MPH/MPA, MPH/MPIA, and MPH/MID, between Public Health and Social Work, MPH/PhD, between Public Health and Law, MPH/JD, between Public Health and the Katz Graduate School of Business, MPH/MHA (the interschool degree program in Health Administration, MHA, is offered through Public Health and the Katz Graduate School of Business) and between Public Health and Medicine (MPH/MD). A cooperative degree program is available between Public Health and Pittsburgh Theological Seminary, MPH/MDiv.

²⁴**Medicine:** Also available are joint degree programs between Medicine and the School of Arts and Sciences, MD/MA (Bioethics) and between Medicine and Public Health (MD/MPH). Students are not admitted at the master's level of the doctoral degree programs listed. Master's degrees are available, in accordance with departmental guidelines, to those students who complete fewer credits than are required for the PhD degree.

²⁵**Education and Public Health:** An interschool degree program offered jointly through Education and Public Health.

²⁶**Nursing and Public Health:** An interschool certificate program offered jointly through Nursing and Public Health.

²⁷**Titusville:** Also available is a cooperative program with the Bradford Campus which enables students to receive the BS in Business Management. Students remain at the Titusville Campus for their third and fourth years of study and take upper-level courses taught by Bradford Campus faculty.

²⁸**Bradford:** Also available are the non-degree, postbaccalaureate elementary teacher certification program and the non-degree, postbaccalaureate secondary teacher certification program in cooperation with the Pittsburgh Campus' School of Education. Students may seek teacher certification for the Commonwealth of Pennsylvania and or the State of New York. Because education is not a degree program at Bradford, before entering the program, students must complete the requirements of a degree program specified as appropriate for entry into the teacher certification program.

²⁹**Bradford:** A Master of Social Work is available at the Bradford Campus. Students enrolled in this program take their classes at the Bradford Campus, however are enrolled in the graduate Social Work program at the Pittsburgh Campus.

**Number of Degree Programs Offered by Degree Category and Degree Type
Pittsburgh Campus, Regional Campuses, and University Total
Fall Term, 2004**

UNIVERSITY DEGREE PROGRAM TOTAL			407
PITTSBURGH CAMPUS DEGREE PROGRAM TOTAL			311
Baccalaureate Degree Program Total			101
Bachelor of Arts	BA		47
Bachelor of Arts in Social Work	BASW		1
Bachelor of Philosophy ¹	BPhil		1
Bachelor of Science	BS		35
Bachelor of Science in Business Administration	BSBA		4
Bachelor of Science in Engineering	BSE		10
Bachelor of Science in Nursing	BSN		3
Master's Degree Program Total			126
Master of Arts	MA		31
Master of Arts in Teaching	MAT		1
Master of Business Administration	MBA		4
Master of Dental Science	MDS		6
Master of Education	MEd		3
Master of Fine Arts	MFA		2
Master of Health Administration	MHA		2
Master of Health Promotion and Education	MHPE		1
Master of International Business	MIB		1
Master of International Development	MID		2
Master of Library and Information Science	MLIS		1
Master of Occupational Therapy	MOT		1
Master of Public Administration	MPA		3
Master of Public Health	MPH		8
Master of Public and International Affairs	MPIA		2
Master of Public Policy and Management	MPPM		1
Master of Science	MS		39
Master of Science in Bioengineering	MSBENG		1
Master of Science in Chemical Engineering	MSChE		1
Master of Science in Civil Engineering	MSCE		1
Master of Science in Computer Engineering	MSCOE		1
Master of Science in Electrical Engineering	MSEE		1
Master of Science in Industrial Engineering	MSIE		1
Master of Science in Information Science	MSIS		1
Master of Science in Materials Science and Engineering	MSMSE		1
Master of Science in Mechanical Engineering	MSME		1
Master of Science in Metallurgical Engineering	MSMetE		1
Master of Science in Nursing	MSN		4
Master of Science in Petroleum Engineering	MSPE		1
Master of Science in Telecommunications	MST		1
Master of Social Work	MSW		1
Master of Studies in Law	MSL		1
Doctorate Degree Program Total			79
Doctor of Audiology	AuD		1
Doctor of Clinical Science	CSCD		1
Doctor of Education	EdD		2
Doctor of Jurisprudence	JSD		1
Doctor of Philosophy	PhD		69
Doctor of Physical Therapy	DPT		1
Doctor of Public Health	DrPH		4

**Number of Degree Programs Offered by Degree Category and Degree Type
Pittsburgh Campus, Regional Campuses, and University Total
Fall Term, 2004**

PITTSBURGH CAMPUS (continued)

First Professional Degree Program Total			5
Doctor of Dental Medicine	DMD		1
Doctor of Medicine	MD		1
Doctor of Pharmacy	PharmD		1
Juris Doctor	JD		1
Master of Laws	LLM		1

REGIONAL CAMPUSES DEGREE PROGRAM TOTAL **96**

JOHNSTOWN CAMPUS DEGREE PROGRAM TOTAL **34**

Associate Degree Program Total			3
Associate of Science	AS		3
Baccalaureate Degree Program Total			31
Bachelor of Arts	BA		17
Bachelor of Science	BS		11
Bachelor of Science in Civil Engineering Technology	BSCET		1
Bachelor of Science in Electrical Engineering Technology	BSEET		1
Bachelor of Science in Mechanical Engineering Technology	BSMET		1

GREENSBURG CAMPUS DEGREE PROGRAM TOTAL **20**

Baccalaureate Degree Program Total			20
Bachelor of Arts	BA		12
Bachelor of Science	BS		8

TITUSVILLE CAMPUS DEGREE PROGRAM TOTAL **9**

Associate Degree Program Total			9
Associate of Arts	AA		2
Associate of Science	AS		7

BRADFORD CAMPUS DEGREE PROGRAM TOTAL **33**

Associate Degree Program Total			4
Associate of Arts	AA		1
Associate of Science	AS		3
Baccalaureate Degree Program Total			29
Bachelor of Arts	BA		16
Bachelor of Science	BS		12
Bachelor of Science in Nursing	BSN		1

¹The Bachelor of Philosophy degree, BPhil, offered through the Honors College, is available in all University baccalaureate degree programs but is enumerated only once in this table.

Notes: Figures shown reflect those degree programs which are currently offered.

Application to certain programs, and the subsequent conferring of specific, non-terminal degrees in these programs, may be contingent upon departmental guidelines.

The above figures do not include Combined Major, dual-degree, joint or cooperative degree programs.

**Number of Degree Programs Offered by Degree Category and School
Pittsburgh Campus, Regional Campuses, and University Total
Fall Term, 2004**

SCHOOL	Associate	Baccalaureate	Master's	Doctorate	First Professional	Total
Pittsburgh Campus						
Arts and Sciences	0	61	44	32	0	137
General Studies	0	11	0	0	0	11
Honors College	0	1	0	0	0	1
Katz Graduate School of Business	0	0	6	1	0	7
Education	0	3	10	6	0	19
Engineering	0	10	10	10	0	30
Law	0	0	1	0	3	4
Public and International Affairs	0	0	8	1	0	9
Social Work	0	1	1	1	0	3
Information Sciences	0	1	3	2	0	6
College of Business Administration	0	4	0	0	0	4
Dental Medicine	0	0	6	0	1	7
Nursing	0	3	4	1	0	8
Pharmacy	0	0	1	1	1	3
Public Health	0	0	16	9	0	25
Medicine	0	0	10	9	1	20
Health and Rehabilitation Sciences	0	6	5	5	0	16
Education and Public Health	0	0	1	0	0	1
Pittsburgh Campus Total	<u>0</u>	<u>101</u>	<u>126</u>	<u>78</u>	<u>6</u>	<u>311</u>
Regional Campuses						
Johnstown	3	31	0	0	0	34
Greensburg	0	20	0	0	0	20
Titusville	9	0	0	0	0	9
Bradford	4	29	0	0	0	33
Regional Campuses Total	<u>16</u>	<u>80</u>	<u>0</u>	<u>0</u>	<u>0</u>	<u>96</u>
UNIVERSITY TOTAL	<u>16</u>	<u>181</u>	<u>126</u>	<u>78</u>	<u>6</u>	<u>407</u>

Notes: Figures shown reflect those degree programs which are currently offered, that is, those to which students are currently admitted. However, application to certain programs, and the subsequent conferring of specific, non-terminal degrees in these programs, may be contingent upon departmental guidelines.

The above figures do not include Combined Major, dual-degree, joint or cooperative degree programs.

**Number of Degrees Conferred by Degree Category and School
Pittsburgh Campus, Regional Campuses, and University Total
Fiscal Year 2000 to 2004**

DEGREE CATEGORY	2000	2001	2002	2003	2004
Pittsburgh Campus					
Baccalaureate					
Arts and Sciences	1,567	1,757	1,908	1,919	2,135
General Studies	332	285	267	300	325
Education	26	69	50	55	39
Engineering	293	352	323	406	368
Social Work	106	70	60	45	58
Information Sciences	120	134	166	154	120
College of Business Administration	247	315	381	456	498
Nursing	186	200	191	193	170
Health and Rehabilitation Sciences	101	127	124	139	148
Baccalaureate Total	<u>2,978</u>	<u>3,309</u>	<u>3,470</u>	<u>3,667</u>	<u>3,861</u>
Master's					
Arts and Sciences	208	172	179	185	165
Katz Graduate School of Business	443	412	365	418	284
Education	309	278	306	276	325
Engineering	141	100	108	138	127
Law	--	1	3	7	13
Public and International Affairs	150	158	140	131	144
Social Work	225	199	203	192	201
Information Sciences	224	238	288	231	249
Dental Medicine	15	12	13	11	5
Nursing	82	69	85	81	73
Pharmacy	1	0	0	2	2
Public Health	63	84	81	75	104
Medicine	3	5	4	8	21
Health and Rehabilitation Sciences	107	85	96	99	103
Education and Public Health	3	6	2	7	1
Master's Total	<u>1,974</u>	<u>1,819</u>	<u>1,873</u>	<u>1,861</u>	<u>1,817</u>
Doctorate					
Arts and Sciences	125	136	138	142	126
Katz Graduate School of Business	7	10	6	15	8
Education	68	84	72	69	66
Engineering	30	43	32	30	33
Public and International Affairs	2	4	4	8	12
Social Work	7	3	6	7	6
Information Sciences	18	16	5	13	11
Nursing	9	4	10	4	6
Pharmacy	6	4	2	4	3
Public Health	22	31	35	24	30
Medicine	22	19	19	18	26
Health and Rehabilitation Sciences	0	6	7	14	55
Doctorate Total	<u>316</u>	<u>360</u>	<u>336</u>	<u>348</u>	<u>382</u>

**Number of Degrees Conferred by Degree Category and School
Pittsburgh Campus, Regional Campuses, and University Total
Fiscal Year 2000 to 2004**

	2000	2001	2002	2003	2004
DEGREE CATEGORY					
Pittsburgh Campus (continued)					
First Professional					
Law	216	229	272	251	283
Dental Medicine	81	91	86	76	79
Pharmacy	101	77	83	89	85
Medicine	143	152	136	123	151
First Professional Total	<u>541</u>	<u>549</u>	<u>577</u>	<u>539</u>	<u>598</u>
Pittsburgh Campus Total	5,809	6,037	6,256	6,415	6,658
Regional Campuses					
Associate					
Johnstown	12	19	13	7	19
Titusville	32	23	28	26	34
Bradford	19	23	18	60	44
Associate Total	<u>63</u>	<u>65</u>	<u>59</u>	<u>93</u>	<u>97</u>
Baccalaureate					
Johnstown	543	537	565	486	445
Greensburg	200	215	236	214	266
Bradford	194	158	141	153	164
Baccalaureate Total	<u>937</u>	<u>910</u>	<u>942</u>	<u>853</u>	<u>875</u>
Regional Campuses Total	1,000	975	1,001	946	972
UNIVERSITY TOTAL	<u><u>6,809</u></u>	<u><u>7,012</u></u>	<u><u>7,257</u></u>	<u><u>7,361</u></u>	<u><u>7,630</u></u>



Faculty and Staff Information

**Full-Time and Part-Time Employees by School and Employee Type
Pittsburgh Campus, Regional Campuses and University Total
Fall Term, 2004**

	Faculty			Research Associate (see note below)			Staff			Total (see note below)		
	Full Time	Part Time	Total	Full Time	Part Time	Total	Full Time	Part Time	Total	Full Time	Part Time	Total
Pittsburgh Campus												
School												
Arts and Sciences	672	328	1,000	115	9	124	420	39	459	1,207	376	1,583
General Studies	0	19	19	0	0	0	36	1	37	36	20	56
Honors College	0	2	2	2	0	2	6	0	6	8	2	10
Katz Graduate School of Business ¹	75	34	109	2	0	2	99	6	105	176	40	216
Education ²	120	18	138	15	2	17	98	12	110	233	32	265
Engineering	112	9	121	53	4	57	93	4	97	258	17	275
Law	51	0	51	0	0	0	38	3	41	89	3	92
Public and International Affairs	34	16	50	0	1	1	22	3	25	56	20	76
Social Work	37	52	89	1	0	1	71	2	73	109	54	163
Information Sciences	33	12	45	0	0	0	29	0	29	62	12	74
Dental Medicine	87	81	168	1	1	2	147	10	157	235	92	327
Nursing	72	15	87	11	3	14	63	12	75	146	30	176
Pharmacy	76	4	80	20	0	20	63	7	70	159	11	170
Public Health	142	11	153	50	5	55	460	63	523	652	79	731
Medicine	1,752	68	1,820	528	9	537	1,355	93	1,448	3,635	170	3,805
Health and Rehabilitation Sciences	74	14	88	18	0	18	30	2	32	122	16	138
Other Areas ³	<u>106</u>	<u>19</u>	<u>125</u>	<u>63</u>	<u>9</u>	<u>72</u>	<u>2,938</u>	<u>144</u>	<u>3,082</u>	<u>3,107</u>	<u>172</u>	<u>3,279</u>
Pittsburgh Campus Total	3,443	702	4,145	879	43	922	5,968	401	6,369	10,290	1,146	11,436
Regional Campuses												
Johnstown	144	20	164	0	0	0	199	8	207	343	28	371
Greensburg	81	61	142	0	0	0	96	6	102	177	67	244
Titusville	22	38	60	0	0	0	48	3	51	70	41	111
Bradford	<u>69</u>	<u>7</u>	<u>76</u>	<u>0</u>	<u>0</u>	<u>0</u>	<u>104</u>	<u>9</u>	<u>113</u>	<u>173</u>	<u>16</u>	<u>189</u>
Regional Campuses Total	316	126	442	0	0	0	447	26	473	763	152	915
UNIVERSITY TOTAL	<u>3,759</u>	<u>828</u>	<u>4,587</u>	<u>879</u>	<u>43</u>	<u>922</u>	<u>6,415</u>	<u>427</u>	<u>6,842</u>	<u>11,053</u>	<u>1,298</u>	<u>12,351</u>

Note: Figures include regular full-time and regular part-time employees. Individuals employed on a temporary full-time or temporary part-time basis are not included.

¹Includes the College of Business Administration.

²Figures do not include employees in the responsibility center entitled Education-University Service Programs.

³Other Areas include the following responsibility centers: Office of the Provost and Senior Vice Chancellor, Office of the Senior Vice Chancellor for Health Sciences, University Center for International Studies, General Counsel, Pittsburgh Cancer Institute, Vice Chancellor for Institutional Advancement, Education-University Service Programs, University Library System, Computing Services and Systems Development, Facilities Management, Learning Research and Development Center, Athletics, University Center for Social and Urban Research, School of Medicine Division Administration, Executive Vice Chancellor, Vice Chancellor for Budget and Controller, Human Resources, and Business Operations.

Note (on Research Associate category and Total): These data were revised in December 2010 so that this category now includes Post Doctoral Associate employees as well. The original table can be found in the appendix.

**Full-Time Employees by Race and Sex
Pittsburgh Campus, Regional Campuses and University Total
Fall Term, 2004**

		Black Non-Hispanic	American Indian/ Alaskan Native	Asian/Pacific Islander	Hispanic	White Non-Hispanic	Total ¹
Pittsburgh Campus							
Faculty	Male	51	1	356	41	1,756	2,205
	Female	<u>52</u>	<u>1</u>	<u>153</u>	<u>20</u>	<u>1,012</u>	<u>1,238</u>
	Total	103	2	509	61	2,768	3,443
Research Associate ¹	Male	4	2	274	13	184	477
	Female	<u>8</u>	<u>0</u>	<u>148</u>	<u>5</u>	<u>241</u>	<u>402</u>
	Total	12	2	422	18	425	879
Staff	Male	274	1	70	19	1,842	2,206
	Female	<u>405</u>	<u>4</u>	<u>183</u>	<u>25</u>	<u>3,145</u>	<u>3,762</u>
	Total	679	5	253	44	4,987	5,968
Pittsburgh Total ¹	Male	329	4	700	73	3,782	4,888
	Female	<u>465</u>	<u>5</u>	<u>484</u>	<u>50</u>	<u>4,398</u>	<u>5,402</u>
	Total	794	9	1,184	123	8,180	10,290
Regional campuses							
Johnstown							
Faculty	Male	1	0	2	0	93	96
	Female	<u>1</u>	<u>0</u>	<u>2</u>	<u>1</u>	<u>44</u>	<u>48</u>
	Total	2	0	4	1	137	144
Staff	Male	6	0	1	1	88	96
	Female	<u>4</u>	<u>0</u>	<u>1</u>	<u>0</u>	<u>98</u>	<u>103</u>
	Total	10	0	2	1	186	199
Johnstown Total	Male	7	0	3	1	181	192
	Female	<u>5</u>	<u>0</u>	<u>3</u>	<u>1</u>	<u>142</u>	<u>151</u>
	Total	12	0	6	2	323	343
Greensburg							
Faculty	Male	1	0	0	1	37	39
	Female	<u>1</u>	<u>0</u>	<u>3</u>	<u>2</u>	<u>36</u>	<u>42</u>
	Total	2	0	3	3	73	81
Staff	Male	5	0	0	0	37	42
	Female	<u>3</u>	<u>0</u>	<u>1</u>	<u>0</u>	<u>50</u>	<u>54</u>
	Total	8	0	1	0	87	96
Greensburg Total	Male	6	0	0	1	74	81
	Female	<u>4</u>	<u>0</u>	<u>4</u>	<u>2</u>	<u>86</u>	<u>96</u>
	Total	10	0	4	3	160	177
Titusville							
Faculty	Male	0	0	1	0	8	9
	Female	<u>0</u>	<u>0</u>	<u>1</u>	<u>0</u>	<u>12</u>	<u>13</u>
	Total	0	0	2	0	20	22
Staff	Male	0	0	0	0	17	17
	Female	<u>0</u>	<u>0</u>	<u>0</u>	<u>0</u>	<u>31</u>	<u>31</u>
	Total	0	0	0	0	48	48
Titusville Total	Male	0	0	1	0	25	26
	Female	<u>0</u>	<u>0</u>	<u>1</u>	<u>0</u>	<u>43</u>	<u>44</u>
	Total	0	0	2	0	68	70

**Full-Time Employees by Race and Sex
Pittsburgh Campus, Regional Campuses and University Total
Fall Term, 2004**

		Black Non-Hispanic	American Indian/ Alaskan Native	Asian/Pacific Islander	Hispanic	White Non-Hispanic	Total ¹
Bradford							
Faculty	Male	2	0	3	0	38	43
	Female	<u>1</u>	<u>0</u>	<u>0</u>	<u>1</u>	<u>24</u>	<u>26</u>
	Total	3	0	3	1	62	69
Staff	Male	0	0	0	0	40	40
	Female	<u>1</u>	<u>0</u>	<u>1</u>	<u>0</u>	<u>62</u>	<u>64</u>
	Total	1	0	1	0	102	104
Bradford Total	Male	2	0	3	0	78	83
	Female	<u>2</u>	<u>0</u>	<u>1</u>	<u>1</u>	<u>86</u>	<u>90</u>
	Total	4	0	4	1	164	173
<hr/>							
Regional Campuses							
Faculty	Male	4	0	6	1	176	187
	Female	<u>3</u>	<u>0</u>	<u>6</u>	<u>4</u>	<u>116</u>	<u>129</u>
	Total	7	0	12	5	292	316
Staff	Male	11	0	1	1	182	195
	Female	<u>8</u>	<u>0</u>	<u>3</u>	<u>0</u>	<u>241</u>	<u>252</u>
	Total	19	0	4	1	423	447
Regional Campuses Total	Male	15	0	7	2	358	382
	Female	<u>11</u>	<u>0</u>	<u>9</u>	<u>4</u>	<u>357</u>	<u>381</u>
	Total	26	0	16	6	715	763
<hr/>							
University							
Faculty	Male	55	1	362	42	1,932	2,392
	Female	<u>55</u>	<u>1</u>	<u>159</u>	<u>24</u>	<u>1,128</u>	<u>1,367</u>
	Total	110	2	521	66	3,060	3,759
Research Associate ¹	Male	4	2	274	13	184	477
	Female	<u>8</u>	<u>0</u>	<u>148</u>	<u>5</u>	<u>241</u>	<u>402</u>
	Total	12	2	422	18	425	879
Staff	Male	285	1	71	20	2,024	2,401
	Female	<u>413</u>	<u>4</u>	<u>186</u>	<u>25</u>	<u>3,386</u>	<u>4,014</u>
	Total	698	5	257	45	5,410	6,415
University Total ¹	Male	344	4	707	75	4,140	5,270
	Female	<u>476</u>	<u>5</u>	<u>493</u>	<u>54</u>	<u>4,755</u>	<u>5,783</u>
	Total	820	9	1,200	129	8,895	11,053

¹ These data were revised in December 2010 so that this category now includes Post-Doctoral Associate employees as well. The original table can be found in the appendix.

Note: Figures include regular full-time employees. Individuals employed on a temporary full-time basis are not included.

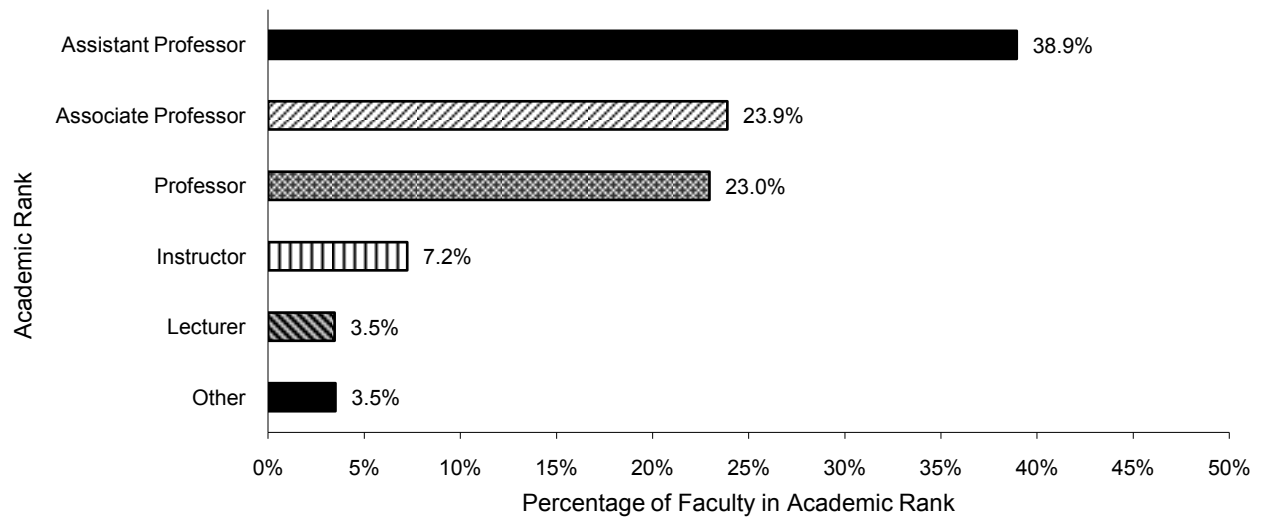
Selected Characteristics of Full-Time Employees Total University Fall Term, 2004

Number of Full-Time Employees by Employee Type

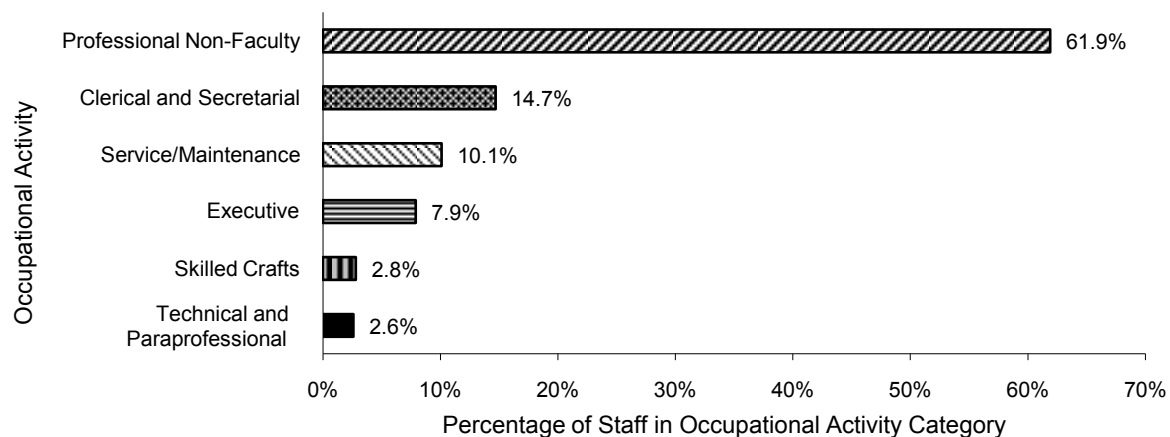
Faculty	3,759	34.0%
Research Associate ¹	879	8.0%
Staff	6,415	58.0%
Total ¹	<u>11,053</u>	

¹These data were revised in December 2010 so that this category now includes Post Doctoral Associate employees as well. The original table can be found in the appendix.

Faculty by Academic Rank



Staff by Occupational Activity Category



Notes: The charts shown on this page provide faculty and staff details, rank and occupational activity category, respectively. Figures include regular full-time employees. Individuals employed on a temporary basis are not included.

**Full-Time Faculty by School and Academic Rank
Pittsburgh Campus, Regional Campuses, and University Total
Fall Term, 2004**

SCHOOL	Professor	Associate Professor	Assistant Professor	Instructor	Lecturer	Other ¹	Total
Pittsburgh Campus							
Arts and Sciences	210	164	149	37	111	1	672
Katz Graduate School of Business ²	29	19	19	0	8	0	75
Education ³	20	42	22	11	0	25	120
Engineering	46	29	35	0	2	0	112
Law	23	13	7	1	0	7	51
Public and International Affairs	16	9	8	0	0	1	34
Social Work	7	10	14	4	2	0	37
Information Sciences	7	12	11	0	3	0	33
Dental Medicine	15	21	47	4	0	0	87
Nursing	5	14	32	21	0	0	72
Pharmacy	16	12	44	3	1	0	76
Public Health	36	34	71	1	0	0	142
Medicine	380	391	861	115	0	5	1,752
Health and Rehabilitation Sciences	10	15	32	16	1	0	74
Other ⁴	2	2	2	7	0	93	106
Pittsburgh Campus Total	<u>822</u>	<u>787</u>	<u>1,354</u>	<u>220</u>	<u>128</u>	<u>132</u>	<u>3,443</u>
Regional Campuses							
Johnstown	18	56	45	24	1	0	144
Greensburg	9	24	30	18	0	0	81
Titusville	2	8	10	2	0	0	22
Bradford	12	23	25	8	1	0	69
Regional Campuses	<u>41</u>	<u>111</u>	<u>110</u>	<u>52</u>	<u>2</u>	<u>0</u>	<u>316</u>
UNIVERSITY TOTAL	<u><u>863</u></u>	<u><u>898</u></u>	<u><u>1,464</u></u>	<u><u>272</u></u>	<u><u>130</u></u>	<u><u>132</u></u>	<u><u>3,759</u></u>

¹Includes librarians, teachers, and other faculty whose primary job classification does not correspond to a particular academic rank.

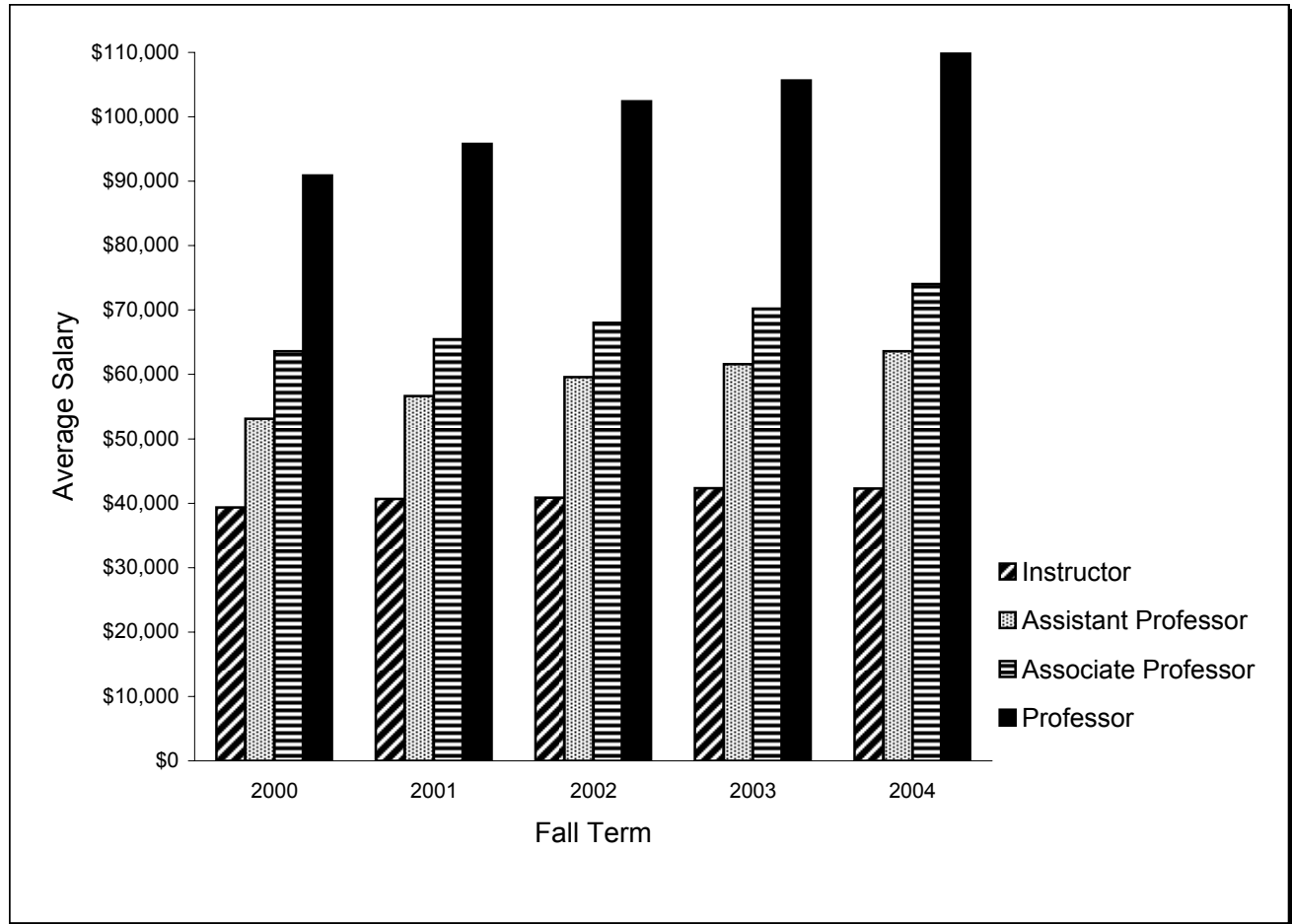
²Includes the College of Business Administration.

³Figures do not include faculty in the responsibility center entitled School of Education-University Service Programs.

⁴Includes the following responsibility centers: Office of the Senior Vice Chancellor for Health Sciences, University Center for International Studies, Education-University Service Programs, University Library System, and School of Medicine Division Administration.

Note: Figures include regular full-time employees. Individuals employed on a temporary full-time basis are not included.

**Average Salary of Full-Time Instructional Faculty by Academic Rank
Pittsburgh Campus
Fall Term, 2000-2004**



Fall Term	Professor	Associate Professor	Assistant Professor	Instructor
2000	90,876	63,594	53,123	39,367
2001	95,807	65,444	56,617	40,685
2002	102,403	68,025	59,570	40,886
2003	105,636	70,215	61,608	42,320
2004	109,814	74,026	63,594	42,273

Note: Salary figures reflect only those faculty included, by definition, in the American Association of University Professors (AAUP) instructional faculty salary report entitled, *Annual Faculty Compensation Survey*. All twelve-month contract salaries have been converted to a nine-month equivalent by multiplying by 9/11 (.818) while all other contract salaries are unadjusted.

**Full-Time Faculty by School and Highest Earned Degree
Pittsburgh Campus, Regional Campuses, and University Total
Fall Term, 2004**

SCHOOL	Bacca- laureate	Master's ¹	Doctorate	First Professional						Other	Total
				DMD	MD	JD	PharmD	DO	DVM		
Pittsburgh Campus											
Arts and Sciences	9	89	573	0	1	0	0	0	0	0	672
Katz Graduate School of Business ²	0	10	65	0	0	0	0	0	0	0	75
Education ³	7	29	83	0	0	1	0	0	0	0	120
Engineering	0	2	108	0	2	0	0	0	0	0	112
Law	0	6	1	0	0	44	0	0	0	0	51
Public and International Affairs	1	0	32	0	0	1	0	0	0	0	34
Social Work	0	14	23	0	0	0	0	0	0	0	37
Information Sciences	0	2	31	0	0	0	0	0	0	0	33
Dental Medicine	3	7	21	55	1	0	0	0	0	0	87
Nursing	0	22	47	0	0	0	3	0	0	0	72
Pharmacy	1	7	38	0	1	0	29	0	0	0	76
Public Health	0	5	118	0	15	2	2	0	0	0	142
Medicine	9	15	514	0	1,193	0	3	12	5	1	1,752
Health and Rehabilitation Sciences	4	19	50	0	0	0	1	0	0	0	74
Other ⁴	3	87	12	0	1	0	0	0	3	0	106
Pittsburgh Campus Total	37	314	1,716	55	1,214	48	38	12	8	1	3,443
Regional Campuses											
Johnstown	12	43	88	0	1	0	0	0	0	0	144
Greensburg	5	25	51	0	0	0	0	0	0	0	81
Titusville	1	5	15	0	0	0	1	0	0	0	22
Bradford	7	21	41	0	0	0	0	0	0	0	69
Regional Campuses Total	25	94	195	0	1	0	1	0	0	0	316
UNIVERSITY TOTAL	62	408	1,911	55	1,215	48	39	12	8	1	3,759

¹In some disciplines, the master's degree is considered the terminal degree.

²Includes the College of Business Administration.

³Figures do not include faculty in the responsibility center entitled School of Education - University Service Programs.

⁴Includes the following responsibility centers: Office of the Senior Vice Chancellor for Health Sciences, University Center for International Studies, Education-University Service Programs, University Library System, and School of Medicine Division Administration.

Note: Figures include regular full-time employees. Individuals employed on a temporary full-time basis are not included.

**Full-Time Faculty by School and Tenure Status
Pittsburgh Campus, Regional Campuses, and University Total
Fall Term, 2004**

	<u>Tenured</u>		<u>Tenure Stream</u>		<u>Non-Tenured/ Non-Tenure Stream</u>		<u>Total</u>
Pittsburgh Campus							
School							
Arts and Sciences	364	54.2%	123	18.3%	185	27.5%	672
Katz Graduate School of Business ¹	41	54.7%	13	17.3%	21	28.0%	75
Education ²	52	43.3%	13	10.8%	55	45.8%	120
Engineering	71	63.4%	26	23.2%	15	13.4%	112
Law	29	56.9%	1	2.0%	21	41.2%	51
Public and International Affairs	22	64.7%	6	17.6%	6	17.6%	34
Social Work	13	35.1%	5	13.5%	19	51.4%	37
Information Sciences	16	48.5%	9	27.3%	8	24.2%	33
Dental Medicine	18	20.7%	6	6.9%	63	72.4%	87
Nursing	9	12.5%	8	11.1%	55	76.4%	72
Pharmacy	18	23.7%	6	7.9%	52	68.4%	76
Public Health	41	28.9%	22	15.5%	79	55.6%	142
Medicine	321	18.3%	207	11.8%	1,224	69.9%	1,752
Health and Rehabilitation Sciences	19	25.7%	5	6.8%	50	67.6%	74
Other Areas ³	<u>1</u>	0.9%	<u>0</u>	0.0%	<u>105</u>	99.1%	<u>106</u>
Pittsburgh Campus Total	1,035	30.1%	450	13.1%	1,958	56.9%	3,443
Regional Campuses							
Johnstown	70	48.6%	32	22.2%	42	29.2%	144
Greensburg	33	40.7%	15	18.5%	33	40.7%	81
Titusville	5	22.7%	5	22.7%	12	54.5%	22
Bradford	<u>32</u>	46.4%	<u>13</u>	18.8%	<u>24</u>	34.8%	<u>69</u>
Regional Campuses	140	44.3%	65	20.6%	111	35.1%	316
UNIVERSITY TOTAL	<u>1,175</u>	31.3%	<u>515</u>	13.7%	<u>2,069</u>	55.0%	<u>3,759</u>

Notes: Figures include regular full-time employees. Individuals employed on a temporary full-time basis are not included.
Due to rounding, percentages shown may not add to 100%.

¹Includes the College of Business Administration.

²Figures do not include faculty in the responsibility center entitled Education-University Service Programs.

³Includes the following responsibility centers: Office of the Senior Vice Chancellor for Health Sciences, University Center for International Studies, Education-University Service Programs, University Library System, and School of Medicine Division Administration.



Financial Information

Consolidated Statements of Revenues, Expenses, and Changes in Net Assets Fiscal Year 2003 to 2005

	2003 Actual	2004 Actual	2005 Budget
REVENUES			
Tuition and Fees	\$367,461	\$397,016	\$423,889
Tuition Discounts	(94,464)	(102,030)	(110,047)
Net Tuition and Fees	272,997	294,986	313,842
Commonwealth Appropriation	168,493	163,386	168,768
Grants and Contracts	513,064	558,878	588,969
Gifts and Pledges	78,924	48,084	60,696
Endowment Earnings	52,793	43,502	43,860
Sales and Services, Rental Revenue, and Other	200,455	225,178	222,074
TOTAL REVENUES	<u>\$1,286,726</u>	<u>\$1,334,014</u>	<u>\$1,398,209</u>
EXPENSES			
See these figures expressed as functional expenses, below.			
Salaries and Wages	\$563,600	\$598,271	\$629,761
Fringe Benefits	154,020	176,911	188,030
Total Compensation	717,620	775,182	817,791
Supplies	99,935	99,186	101,360
Business and Professional	181,565	194,227	199,900
Utilities	29,745	29,605	32,029
Maintenance and Facilities	26,365	31,352	31,371
Depreciation	75,404	81,132	83,617
Interest	15,221	15,420	17,206
Other	73,067	68,619	82,724
TOTAL EXPENSES	<u>\$1,218,922</u>	<u>\$1,294,723</u>	<u>\$1,365,998</u>
EXCESS OF OPERATING REVENUES OVER EXPENSES	\$67,804	\$39,291	\$32,211
NON-OPERATING REVENUES / (LOSSES)			
Commonwealth Non-Cash Grants and Contracts	\$13,103	\$19,134	\$45,856
Realized (Losses) Gains on Investments	(20,356)	61,495	61,495
Unrealized Gains on Investments	26,005	75,775	75,775
TOTAL NON-OPERATING REVENUES / (LOSSES)¹	<u>\$18,752</u>	<u>\$156,404</u>	<u>\$183,126</u>
INCREASE IN NET ASSETS	\$86,556	\$195,695	\$215,337
NET ASSETS, BEGINNING OF YEAR	\$1,858,445	\$1,945,001	\$2,140,696
NET ASSETS, END OF YEAR	<u>\$1,945,001</u>	<u>\$2,140,696</u>	<u>\$2,356,033</u>

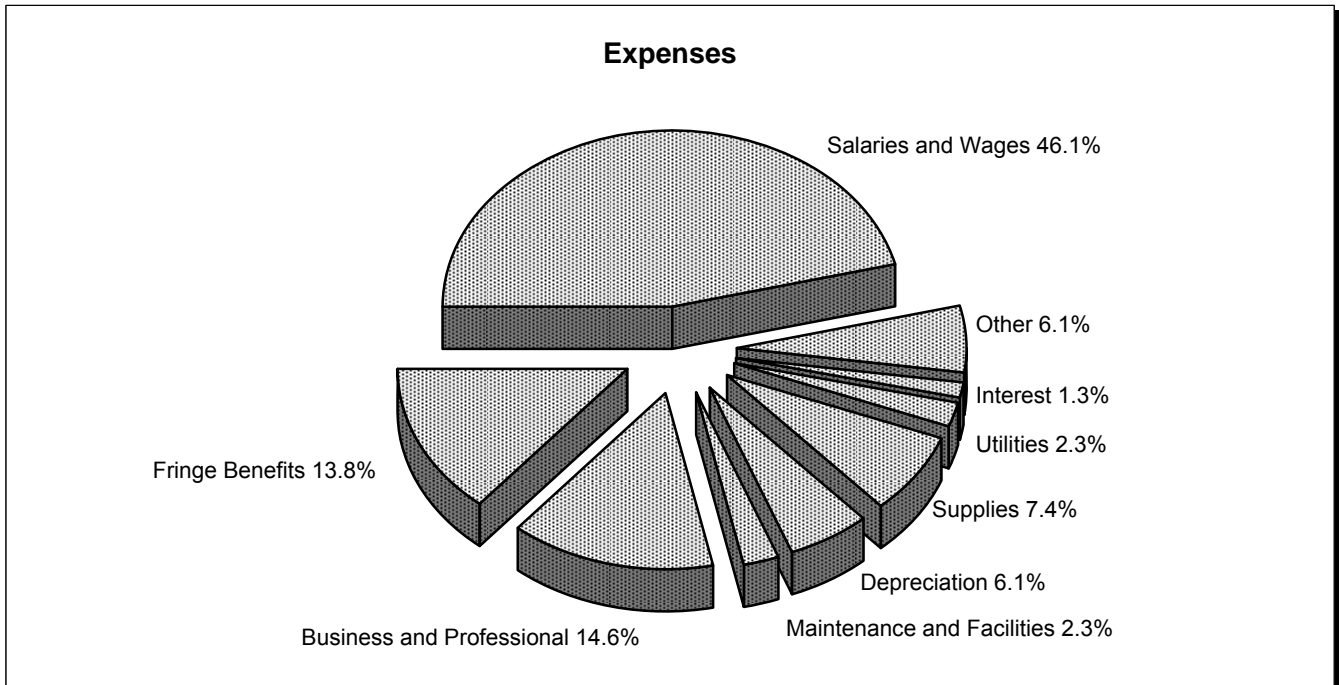
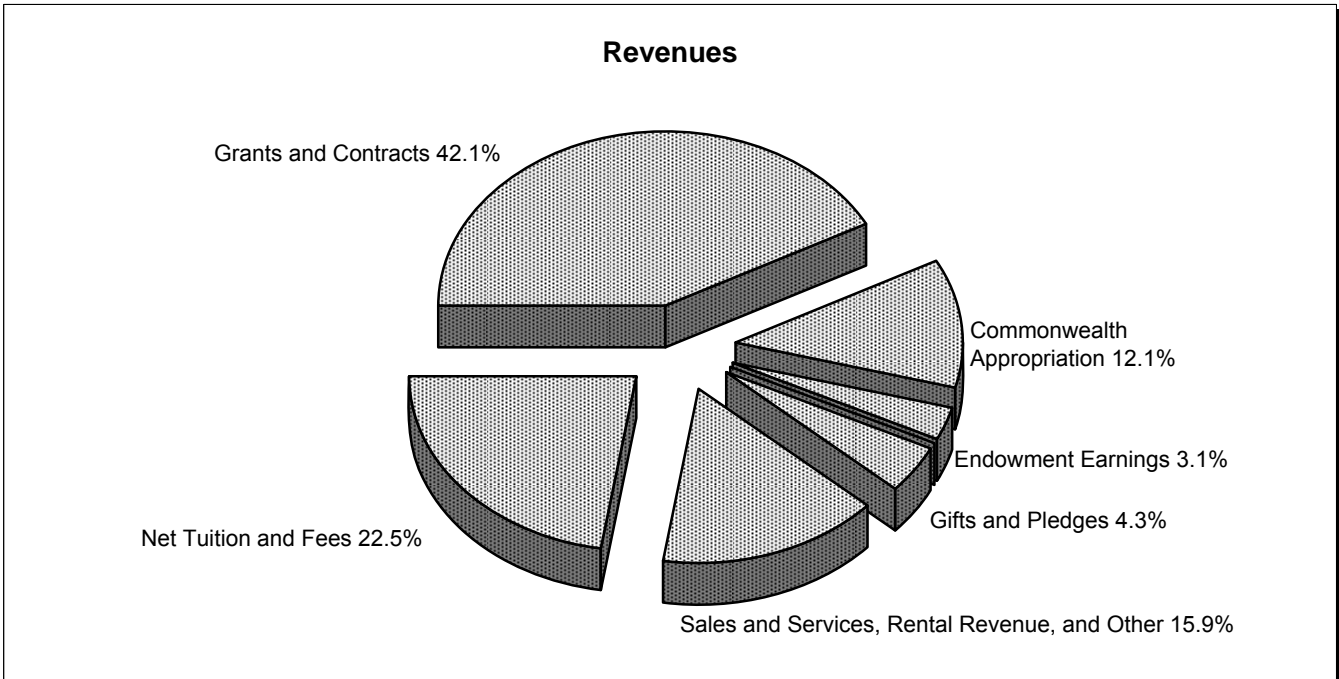
FUNCTIONAL EXPENSES		
Based on Expenses, shown above.		
Instruction	\$379,232	\$388,904
Research	376,890	419,938
Public Service	79,871	75,354
Academic Support	83,031	85,275
Libraries	45,440	40,354
Student Services	81,351	85,670
Institutional Support	97,129	117,925
Auxiliary Enterprises	75,978	81,303
TOTAL FUNCTIONAL EXPENSES	<u>\$1,218,922</u>	<u>\$1,294,723</u>

¹Investment gains and losses are not included in the fiscal year 2005 budget due to the inherent difficulty in projecting investment decisions and market fluctuations. However, given the actual results experienced, and in order to facilitate analysis of total results, presented is a budget for fiscal year 2005 equal to the fiscal year 2004 actual.

Note: Actual and budgeted figures are for the total University and are reported in thousands.

Source: Office of Budget and Financial Reporting, October 2004.

Distribution of the Budget Total University Fiscal Year 2005



Note: The revenues percentages are based upon budgeted Total Revenues of \$1.4 billion. The expenses percentages are based upon budgeted Total Expenses of \$1.37 billion. The dollar amounts are displayed on the previous page.

Source: Office of Budget and Financial Reporting, October 2004.

**Undergraduate Full-Time Two-Term Tuition Rates
by Pennsylvania and Out-of-State Residency
Pittsburgh Campus Schools and Regional Campuses
Academic Year 2000-01 to 2004-05**

	2000-01	2001-02	2002-03	2003-04	2004-05
Pittsburgh Campus Schools					
Arts and Sciences, General Studies, Education, Social Work, and Dental Medicine					
Pennsylvania residents	\$6,422	\$6,902	\$7,868	\$8,614	\$10,130
Out-of-State residents	\$14,104	\$15,160	\$16,676	\$17,926	\$19,500
College of Business Administration					
Pennsylvania residents	\$7,254	\$7,798	\$8,888	\$9,732	\$11,314
Out-of-State residents	\$15,936	\$17,130	\$18,842	\$20,254	\$21,968
Engineering					
Pennsylvania residents	\$6,896	\$7,412	\$8,448	\$9,250	\$10,804
Out-of-State residents	\$15,446	\$16,604	\$18,264	\$19,632	\$21,308
Information Sciences					
Pennsylvania residents	\$6,966	\$7,488	\$8,536	\$9,346	\$10,906
Out-of-State residents	\$15,268	\$16,412	\$18,052	\$19,404	\$21,068
Nursing and Health and Rehabilitation Sciences					
Pennsylvania residents	\$8,264	\$8,882	\$10,124	\$11,084	\$12,748
Out-of-State residents	\$18,026	\$19,376	\$21,312	\$22,910	\$24,784
Regional Campuses					
Johnstown, Greensburg, and Bradford					
Pennsylvania residents	\$6,422	\$6,902	\$7,868	\$8,614	\$9,330
Out-of-State residents	\$14,104	\$15,160	\$16,676	\$17,926	\$19,200
Titusville					
Pennsylvania residents	\$5,926	\$6,370	\$7,082	\$7,754	\$8,218
Out-of-State residents	\$13,016	\$13,992	\$15,008	\$16,132	\$17,098

Notes: The Academic Year 2004-05 rates shown here reflect tuition assessed to a student who was admitted in, or after, Fall Term, 2004. These rates, and those that are applicable to other students, are displayed in a comprehensive tuition rate schedule that is available at: www.ir.pitt.edu/tuition/index.html.

For specific programs, rates may vary from those displayed in this table.

**Undergraduate Part-Time Per Credit Tuition Rates
by Pennsylvania and Out-of-State Residency
Pittsburgh Campus Schools and Regional Campuses
Academic Year 2000-01 to 2004-05**

	2000-01	2001-02	2002-03	2003-04	2004-05
Pittsburgh Campus Schools					
Arts and Sciences, General Studies, Education, Social Work, and Dental Medicine					
Pennsylvania residents	\$222	\$238	\$271	\$296	\$361
Out-of-State residents	\$481	\$517	\$568	\$610	\$696
College of Business Administration					
Pennsylvania residents	\$250	\$268	\$305	\$333	\$404
Out-of-State residents	\$543	\$583	\$641	\$689	\$784
Engineering					
Pennsylvania residents	\$254	\$273	\$311	\$340	\$397
Out-of-State residents	\$529	\$568	\$624	\$670	\$761
Information Sciences					
Pennsylvania residents	\$233	\$250	\$285	\$312	\$389
Out-of-State residents	\$500	\$537	\$590	\$634	\$752
Nursing and Health and Rehabilitation Sciences					
Pennsylvania residents	\$280	\$301	\$343	\$375	\$455
Out-of-State residents	\$597	\$641	\$705	\$757	\$885
Regional Campuses					
Johnstown, Greensburg, and Bradford					
Pennsylvania residents	\$222	\$238	\$271	\$296	\$333
Out-of-State residents	\$481	\$517	\$568	\$610	\$685
Titusville					
Pennsylvania residents	\$199	\$213	\$242	\$264	\$293
Out-of-State residents	\$430	\$462	\$508	\$546	\$610

Notes: The Academic Year 2004-05 rates shown here reflect tuition assessed to a student who was admitted in, or after, Fall Term, 2004. These rates, and those that are applicable to other students, are displayed in a comprehensive tuition rate schedule that is available at: www.ir.pitt.edu/tuition/index.html.

For specific programs, rates may vary from those displayed in this table.

**Graduate and First Professional Full-Time Two-Term Tuition Rates
by Pennsylvania and Out-of-State Residency
Pittsburgh Campus Schools
Academic Year 2000-01 to 2004-05**

	2000-01	2001-02	2002-03	2003-04	2004-05
Pittsburgh Campus Schools - Graduate Programs					
Arts and Sciences, Education, Public and International Affairs, and Social Work					
Pennsylvania residents	\$8,754	\$9,410	\$10,726	\$11,744	\$12,448
Out-of-State residents	\$18,026	\$19,376	\$21,312	\$22,910	\$24,284
Katz Graduate School of Business					
Pennsylvania residents	\$11,640	\$12,512	\$14,262	\$15,616	\$16,552
Out-of-State residents	\$19,828	\$21,314	\$23,444	\$25,202	\$26,714
Engineering					
Pennsylvania residents	\$10,050	\$10,802	\$12,314	\$13,482	\$14,290
Out-of-State residents	\$20,694	\$22,246	\$24,470	\$26,304	\$27,882
Law					
Pennsylvania residents	\$13,006	\$13,980	\$15,936	\$17,448	\$18,494
Out-of-State residents	\$20,330	\$21,854	\$24,038	\$25,840	\$27,390
Information Sciences					
Pennsylvania residents	\$9,206	\$9,896	\$11,280	\$12,350	\$13,090
Out-of-State residents	\$18,956	\$20,376	\$22,412	\$24,092	\$25,536
Dental Medicine (clinical)					
Pennsylvania residents	\$20,910	\$22,478	\$25,624	\$28,058	\$29,180
Out-of-State residents	\$30,422	\$32,702	\$35,972	\$38,668	\$39,440
Nursing					
Pennsylvania residents	\$10,266	\$11,034	\$12,578	\$13,772	\$14,598
Out-of-State residents	\$21,152	\$22,738	\$17,608	\$18,928	\$20,062
Pharmacy					
Pennsylvania residents	\$10,266	\$11,034	\$12,578	\$13,772	\$14,598
Out-of-State residents	\$21,152	\$22,738	\$15,722	\$16,900	\$17,914
Public Health and Health and Rehabilitation Sciences					
Pennsylvania residents	\$10,266	\$11,034	\$12,578	\$13,772	\$14,598
Out-of-State residents	\$21,152	\$22,738	\$25,010	\$26,884	\$28,496
Medicine					
Pennsylvania residents	\$10,266	\$11,034	\$12,578	\$13,772	\$14,046
Out-of-State residents	\$21,152	\$22,738	\$23,874	\$25,066	\$25,566
Pittsburgh Campus Schools - First Professional Programs					
Law (LLM)					
Pennsylvania residents	\$19,000	\$19,600	\$20,600	\$21,600	\$24,000
Out-of-State residents	\$19,000	\$19,600	\$20,600	\$21,600	\$24,000
Law (JD)					
Pennsylvania residents	\$13,006	\$13,980	\$15,936	\$17,448	\$18,494
Out-of-State residents	\$20,330	\$21,854	\$24,038	\$25,840	\$27,390
Dental Medicine (DMD)					
Pennsylvania residents	\$20,910	\$22,478	\$25,624	\$28,058	\$29,180
Out-of-State residents	\$30,422	\$32,702	\$34,336	\$36,052	\$36,772
Pharmacy (PharmD)					
Pennsylvania residents	\$10,890	\$11,706	\$13,344	\$14,610	\$15,486
Out-of-State residents	\$15,216	\$16,356	\$17,990	\$19,338	\$20,498
Medicine (MD)					
Pennsylvania residents	\$22,420	\$24,100	\$27,474	\$30,084	\$30,684
Out-of-State residents	\$30,272	\$32,542	\$34,168	\$35,876	\$36,592

Notes: For specific programs, rates may vary from those displayed in this table.

A comprehensive tuition rate schedule is available at: www.ir.pitt.edu/tuition/index.html.

**Graduate Part-Time Per Credit Tuition Rates
by Pennsylvania and Out-of-State Residency
Pittsburgh Campus Schools
Academic Year 2000-01 to 2004-05**

	2000-01	2001-02	2002-03	2003-04	2004-05
Pittsburgh Campus Schools - Graduate Programs					
Arts and Sciences, Education, Public and International Affairs, and Social Work					
Pennsylvania residents	\$359	\$389	\$438	\$479	\$507
Out-of-State residents	\$742	\$797	\$876	\$941	\$997
Katz Graduate School of Business					
Pennsylvania residents	\$505	\$542	\$617	\$675	\$715
Out-of-State residents	\$946	\$1,016	\$1,117	\$1,200	\$1,272
Engineering					
Pennsylvania residents	\$481	\$517	\$589	\$644	\$682
Out-of-State residents	\$984	\$1,057	\$1,162	\$1,249	\$1,323
Law					
Pennsylvania residents	\$494	\$531	\$605	\$662	\$701
Out-of-State residents	\$895	\$962	\$1,058	\$1,137	\$1,205
Information Sciences					
Pennsylvania residents	\$379	\$407	\$463	\$506	\$536
Out-of-State residents	\$785	\$843	\$927	\$996	\$1,055
Dental Medicine (clinical)					
Pennsylvania residents	\$867	\$932	\$1,062	\$1,162	\$1,208
Out-of-State residents	\$1,265	\$1,359	\$1,494	\$1,606	\$1,638
Nursing					
Pennsylvania residents	\$423	\$454	\$517	\$566	\$599
Out-of-State residents	\$871	\$936	\$723	\$777	\$823
Pharmacy					
Pennsylvania residents	\$423	\$454	\$517	\$566	\$599
Out-of-State residents	\$871	\$936	\$646	\$694	\$735
Public Health and Health and Rehabilitation Sciences					
Pennsylvania residents	\$423	\$454	\$517	\$566	\$599
Out-of-State residents	\$871	\$936	\$1,029	\$1,106	\$1,172
Medicine					
Pennsylvania residents	\$423	\$454	\$517	\$566	\$577
Out-of-State residents	\$871	\$936	\$982	\$1,031	\$1,051

Notes: For specific programs, rates may vary from those displayed in this table.

First professional figures are not shown. Various rates apply, such as fractional full-time rates and per credit rates for courses that are outside the curriculum.

A comprehensive tuition rate schedule is available at: www.ir.pitt.edu/tuition/index.html.



Research Information

Sponsored Research and Other Sponsored Programs Expenses Fiscal Year 2004

Expenses by School and Other Area or Program	Sponsored Research	Other Sponsored Programs	Total
School			
Arts and Sciences	\$40,855	\$5,742	\$46,597
Katz Graduate School of Business	237	1,438	1,675
Education	4,506	6,390	10,896
Engineering	15,622	2,799	18,421
Law	11	214	225
Public and International Affairs	349	1,038	1,387
Social Work	422	16,956	17,378
Information Sciences	956	227	1,183
Dental Medicine	4,164	545	4,709
Nursing	5,272	1,070	6,342
Pharmacy	6,594	670	7,264
Public Health	57,801	13,914	71,715
Medicine	174,160	28,928	203,088
Health and Rehabilitation Sciences	4,366	868	5,234
Johnstown	15	58	73
Greensburg	0	45	45
Bradford	50	538	588
University Center for International Studies	131	4,359	4,490
Other Area or Program			
College Work Study Program	--	3,422	3,422
Learning Research and Development Center	10,576	11,730	22,306
Office of the Provost	0	149	149
Office of the Senior Vice Chancellor, Health Sciences	0	55	55
Pell Grant Program	--	13,840	13,840
School of Medicine Division Administration	3,703	431	4,134
Supplemental Educational Opportunity Grant Program	--	1,611	1,611
University Center for Social and Urban Research	3,166	2,882	6,048
University of Pittsburgh Cancer Institute	45,527	3,751	49,278
Western Psychiatric Institute and Clinic	64,050	11,000	75,050
Other	428	2,306	2,734
Total Expenses by School, Other Area or Program	\$442,961	\$136,976	\$579,937
Expenses by Sponsor			
Federal			
National Institutes of Health	\$309,914	\$24,351	\$334,265
Department of Education	3,260	25,054	28,314
National Science Foundation	17,159	1,729	18,888
Department of the Army	10,147	385	10,532
Department of Energy	4,280	178	4,458
Department of the Navy	2,923	92	3,015
Department of the Air Force	1,970	299	2,269
National Aeronautics and Space Administration	1,620	50	1,670
Agency for Healthcare Research and Quality	819	67	886
Other	8,433	12,639	21,072
Pass-through funding	38,056	26,223	64,279
Federal, Total	\$398,581	\$91,067	\$489,648
Companies and Foundations	\$20,918	\$19,859	\$40,777
State, Local, and Foreign Governments	\$10,763	\$6,874	\$17,637
Other Agencies and Institutions	\$12,699	\$19,176	\$31,875
Total Expenses by Sponsor	\$442,961	\$136,976	\$579,937

Notes: Figures are for the total University and are reported in thousands.

Sponsored Research, as referenced in this table, comprises both the direct costs attributable to the expense category Research and also the indirect costs attributed to other expense categories. The direct costs portion, combined with institutionally-funded, i.e., non-sponsored, research expenses (the latter not shown in this table), comprise the amount shown for the expense category Research for FY 2004, in the table *Consolidated Statements of Revenues, Expenses, and Changes in Net Assets, Fiscal Year 2003 to 2005*.

Source: Office of Research and Cost Accounting, August 2004.

University of Pittsburgh, Fact Book 2005

Centers, Institutes, Laboratories, and Clinics Fall Term, 2004

Centers, Institutes, Laboratories, and Clinics: Other Academic Units and the Regional Campuses (continued)

Greensburg Campus

The Smart Growth Partnership of Westmoreland County
The Westmoreland Heritage

Titusville Campus

George J. Barco Center for Continuing Education

Bradford Campus

Allegheny Institute of Natural History
Allegheny Research and Development Center
Center for Rural Health Practice

Centers, Institutes, Laboratories, and Clinics: Jointly-Administered Centers

Graduate School of Public Health/ School of Medicine/ Magee-Womens Hospital/ Children's Hospital of Pittsburgh
Pittsburgh Cytogenetics Laboratory

Graduate School of Public and International Affairs/ Joseph M. Katz Graduate School of Business
Center for Conflict Resolution and Negotiation

Graduate School of Public and International Affairs/ University Center for International Studies
Global Studies Program
Matthew B. Ridgway Center for International Security Studies, which includes the Ford Institute for Human Security

Health Sciences²
Center for Clinical Pharmacology
Center for Computational Biology and Bioinformatics
Center for Continuing Education in the Health Sciences
Center for Environmental Oncology
Center for Injury Research and Control
Center for Oral Health Research in Appalachia
Center for Vaccine Research in Biodefense and Emerging Infections
Division of Laboratory Animal Resources
Facial Nerve Center
Genomics and Proteomics Core Laboratories
Head and Neck Cancer Specialized Program of Research Excellence
Lung Cancer Specialized Program of Research Excellence
Musculoskeletal Institute
Oral Cancer Center
Pittsburgh AIDS Center for Treatment
Transgenic and Chimeric Mouse Facility
University of Pittsburgh Prevention Center

Health Sciences²/ Bioengineering
Claude D. Pepper Older Americans Independence Center
Human Movement and Balance Laboratories
Medical Virtual Reality Center
Musculoskeletal Research Center

Joseph M. Katz Graduate School of Business/ University Center for International Studies
International Business Center

School of Arts and Sciences/ School of Engineering
Center for Molecular and Materials Simulations
Institute of NanoScience and Engineering

School of Arts and Sciences/ Health Sciences²/ School of Law
Center for Bioethics and Health Law

School of Arts and Sciences/ School of Medicine
Center for Neuroanatomy with Neurotropic Viruses
Center for Neurogenetics of Behavior
Center for Neuroscience
Conte Center for the Neuroscience of Mental Disorders
National Parkinson Foundation Center of Excellence
Pittsburgh Institute for Neurodegenerative Diseases
University Community Leaders and Individuals with Disabilities

School of Health and Rehabilitation Sciences/ School of Engineering/ VA Pittsburgh Health Care System/ UPMC Health System
Human Engineering Research Laboratories

School of Law/ University Center for International Studies
Center for International Legal Education

School of Medicine/ Children's Hospital of Pittsburgh
Benedum Pediatric Trauma Program
Pediatric Center for Neuroscience

School of Medicine/ Children's Hospital of Pittsburgh/ Magee-Womens Hospital
Fetal Diagnosis and Treatment Center
Pittsburgh Diabetes Institute

School of Medicine/ School of Health and Rehabilitation Sciences/ UPMC Health System
Center for Assistive Technology
Center for Sports Medicine
Comprehensive Spine Center
Neuromuscular Research Laboratory

School of Medicine/ School of Nursing/ UPMC Health System
Peter M. Winter Institute of Simulation Education and Research (WISER)

Centers, Institutes, Laboratories, and Clinics Fall Term, 2004

Centers, Institutes, Laboratories, and Clinics by School: Health Sciences

Graduate School of Public Health

Center of Excellence in Partnership for Community Outreach
Research on Health Disparities and Training
Center for Free Radical and Antioxidant Health
Center for Healthy Aging
Center for Healthy Environments and Community
Center for Minority Health
Center for Public Health Practice
Center for Public Health Preparedness
Center for Research on Health and Sexual Orientation
Center for Rural Health Practice
Epidemiology Data Center
Health Policy Institute
Pennsylvania/Mid-Atlantic AIDS Education and Training Center
Pennsylvania and Ohio Public Health Training Center
Pennsylvania Prevention Project
Also see "Jointly-Administered Centers".

School of Dental Medicine

Center for Craniofacial and Dental Genetics
Center for Dental Informatics
Multidisciplinary Implant Center

School of Health and Rehabilitation Sciences

Rehabilitation Engineering Research Center in Telerehabilitation
Rehabilitation Engineering Research Center on Wheelchair
Transportation Safety
Also see "Jointly-Administered Centers".

School of Pharmacy

Center for Education and Drug Abuse Research
Center for Pharmacogenetics
Center for Pharmacoinformatics and Outcomes
Research
Pharmacodynamic Research Center

School of Medicine

Advanced Center for Interventions and Services Research for
Early Onset Mood and Anxiety Disorder

School of Medicine (continued)

Alzheimer Disease Research Center
Autism Research Program
Benedum Geriatric Center
Brain Trauma Research Center
Cardiovascular Gene Therapy Center
Cardiovascular Research Center
Center for Biologic Imaging
Center for Biomedical Informatics
Center for Cystic Fibrosis Research
Center for Integrative Medicine
Center for Overcoming Problem Eating
Center for Research in Reproductive Physiology
Center for Research on Health Care
Depression and Manic Depression Prevention
Program
Depression Treatment and Research Program
Duchenne Muscular Dystrophy Research Center
Functional Genomics Research Center
General Clinical Research Center
John A. Hartford Foundation Center for Excellence in Geriatric
Medicine
Lupus Center of Excellence
Magnetic Resonance Research Center
Matilda H. Theiss Child Development Center
Mental Health Intervention Research Center for Mood and
Anxiety Disorders
Molecular Medicine Institute (Center for Biotechnology and
Bioengineering)
Obesity/Nutrition Research Center
Ophthalmology and Visual Sciences Research Center
Orthopaedic Research Center
Pittsburgh Adolescent Alcohol Research Center
Positron Emissions Tomography Center
Real-time Outbreak and Disease Surveillance Laboratory
Translational Neuroscience Program
Udall Center for Parkinson's Research
Also see "Jointly-Administered Centers".

School of Nursing

Center for Nursing Research
Center for Research in Chronic Disorders
Also see "Jointly-Administered Centers".

Centers, Institutes, Laboratories, and Clinics: Other Academic Units and the Regional Campuses

Office of the Provost

Center for Instructional Development and Distance Education
Center for Philosophy of Science

Student Affairs

Student Health Service
University Counseling Center

University Center for International Studies

African Studies Program
Asian Studies Center
Center for Latin American Studies

University Center for International Studies (continued)

Center for Performing Arts of India
Center for Russian and East European Studies
Center for West European Studies
European Union Center
Pennsylvania Ethnic Heritage Studies Center

University Library System

Center for American Music

Johnstown Campus

John P. and Joyce Murtha Center for Continuing Education and
Professional Development

Centers, Institutes, Laboratories, and Clinics Fall Term, 2004

Centers, Institutes, Laboratories, and Clinics: Other Academic Units and the Regional Campuses (continued)

Greensburg Campus

The Smart Growth Partnership of Westmoreland County
The Westmoreland Heritage

Titusville Campus

George J. Barco Center for Continuing Education

Bradford Campus

Allegheny Institute of Natural History
Allegheny Research and Development Center
Center for Rural Health Practice

Centers, Institutes, Laboratories, and Clinics: Jointly-Administered Centers

Graduate School of Public Health/ School of Medicine/ Magee-Womens Hospital/ Children's Hospital of Pittsburgh
Pittsburgh Cytogenetics Laboratory

Graduate School of Public and International Affairs/ Joseph M. Katz Graduate School of Business
Center for Conflict Resolution and Negotiation

Graduate School of Public and International Affairs/ University Center for International Studies
Global Studies Program
Matthew B. Ridgway Center for International Security Studies, which includes the Ford Institute for Human Security

Health Sciences²
Center for Clinical Pharmacology
Center for Computational Biology and Bioinformatics
Center for Continuing Education in the Health Sciences
Center for Environmental Oncology
Center for Injury Research and Control
Center for Oral Health Research in Appalachia
Center for Vaccine Research in Biodefense and Emerging Infections
Division of Laboratory Animal Resources
Facial Nerve Center
Genomics and Proteomics Core Laboratories
Head and Neck Cancer Specialized Program of Research Excellence
Lung Cancer Specialized Program of Research Excellence
Musculoskeletal Institute
Oral Cancer Center
Pittsburgh AIDS Center for Treatment
Transgenic and Chimeric Mouse Facility
University of Pittsburgh Prevention Center

Health Sciences²/ Bioengineering
Claude D. Pepper Older Americans Independence Center
Human Movement and Balance Laboratories
Medical Virtual Reality Center
Musculoskeletal Research Center

Joseph M. Katz Graduate School of Business/ University Center for International Studies
International Business Center

School of Arts and Sciences/ School of Engineering
Center for Molecular and Materials Simulations
Institute of NanoScience and Engineering

School of Arts and Sciences/ Health Sciences²/ School of Law
Center for Bioethics and Health Law

School of Arts and Sciences/ School of Medicine
Center for Neuroanatomy with Neurotropic Viruses
Center for Neurogenetics of Behavior
Center for Neuroscience
Conte Center for the Neuroscience of Mental Disorders
National Parkinson Foundation Center of Excellence
Pittsburgh Institute for Neurodegenerative Diseases
University Community Leaders and Individuals with Disabilities

School of Health and Rehabilitation Sciences/ School of Engineering/ VA Pittsburgh Health Care System/ UPMC Health System
Human Engineering Research Laboratories

School of Law/ University Center for International Studies
Center for International Legal Education

School of Medicine/ Children's Hospital of Pittsburgh
Benedum Pediatric Trauma Program
Pediatric Center for Neuroscience

School of Medicine/ Children's Hospital of Pittsburgh/ Magee-Womens Hospital
Fetal Diagnosis and Treatment Center
Pittsburgh Diabetes Institute

School of Medicine/ School of Health and Rehabilitation Sciences/ UPMC Health System
Center for Assistive Technology
Center for Sports Medicine
Comprehensive Spine Center
Neuromuscular Research Laboratory

School of Medicine/ School of Nursing/ UPMC Health System
Peter M. Winter Institute of Simulation Education and Research (WISER)

Centers, Institutes, Laboratories, and Clinics Fall Term, 2004

Centers, Institutes, Laboratories, and Clinics: Jointly-Administered Centers (continued)

School of Medicine/ Graduate School of Public Health/ UPMC Health System

Center for Biosecurity

School of Medicine/ UPMC Health System

Affect Regulation and Adolescent Brain Center
Arthritis Institute
Asthma, Allergy, and Airway Research Center
Brachial Plexus and Peripheral Nerve Injury Center and Clinic
Brain Tumor Center
Cardiovascular Institute
Center for Clinical Neurophysiology
Center for Cranial Nerve Disorders and Microvascular Surgery
Center for Diabetes and Endocrinology
Center for Emergency Medicine of Western Pennsylvania
Center for Endovascular Therapy
Center for Hearing and Balance
Center for Image-Guided Neurosurgery
Center for Liver Diseases
Center for Minimally Invasive and Cranial Base Surgery
Center for Pancreas and Biliary Diseases
Center for Pathology Informatics
Center for Surgical Pain Management
Cerebrovascular Surgery Center
Charles T. Campbell Ophthalmic Microbiology Laboratory
Community Neurosurgery Center
Comprehensive Epilepsy Center
Comprehensive Lung Center
Digestive Disorders Clinic
Functional Bowel Disorders Center
Gastrointestinal Cancer Prevention and Treatment Center
Hillman Cancer Center
Inflammatory Bowel Disease Center
Institute for Doctor-Patient Communication
Institute to Enhance Palliative Care
Institute for Rehabilitation and Research
LHAS Women's Heart Center
Late-Life Depression Evaluation and Treatment Center
Mark Ravitch/Leon C. Hirsch Center for Minimally Invasive Surgery
McGowan Institute for Regenerative Medicine
Neurogastroenterology and Motility Center
Osteoporosis Prevention and Treatment Center
Pain Evaluation and Treatment Center
Paul Wellstone Muscular Dystrophy Cooperative Research Center
Radiology Imaging Research Center
Radiology Informatics Center

School of Medicine/ UPMC Health System (continued)

Raymond E Jordan Center for Balance Disorders
Respiratory Science Center
Safar Center for Resuscitation Research
Simmons Center for Interstitial Lung Diseases
Spine Surgery Center
STAR Center (Services for Teens at Risk)
Stroke Institute
Swallowing Disorders Clinic
Thomas E. Starzl Transplantation Institute
University of Pittsburgh Headache Center
University of Pittsburgh Institute on Aging
Voice Center
Western Psychiatric Institute and Clinic

School of Medicine/ VA Pittsburgh Health Care System

Geriatric Research Education and Clinical Center

University of Pittsburgh/ Carnegie Mellon University

Center for the Neural Basis of Cognition
Pittsburgh Center for Social History
Pittsburgh Mind/Body Center
Pittsburgh NMR Center for Biomedical Research

University of Pittsburgh/ Carnegie Mellon University/ Duquesne University/ UPMC Health System/ Windber Research Institute

Pittsburgh Tissue Engineering Initiative

University of Pittsburgh/ Carnegie Mellon University/ Westinghouse Electric Corporation

Pittsburgh Supercomputing Center

University of Pittsburgh/ Magee-Womens Hospital

Center for Continence and Pelvic Floor Disorders
Center for Fertility and Reproductive Endocrinology
Comprehensive Breast Center
Magee-Womens Research Institute
Ovarian Cancer Center of Excellence
Pittsburgh Development Center

University-wide

Institute of Politics

¹ Centers and institutes in the category "University Centers and Institutes" are distinguished by organizational permanence, programmatic autonomy, and an annual operating budget fiscally independent of any other academic, research, and or service unit.

² Centers and institutes listed are jointly-administered by two or more schools of the Health Sciences, which includes: the Graduate School of Public Health, School of Dental Medicine, School of Health and Rehabilitation Sciences, School of Nursing, School of Pharmacy, and School of Medicine.

Note: The centers, institutes, laboratories, and clinics listed are University of Pittsburgh or University affiliated organizations. They are either single or multidisciplinary in scope, and are generally involved in some combination of education, research or service activities. Each center, institute, laboratory, and clinic is listed under the name of the unit with which it is associated.



Library Collections and Services

Library Collections and Services

The University of Pittsburgh libraries and collections provide an abundant amount of information and services to the University's students, faculty, staff, and researchers. In fiscal year 2004, the University's libraries and collections have surpassed 4.6 million volumes. In addition, they contain more than 4.6 million pieces of microforms, and over 43,000 current serials.

Under the administration of the Hillman University Librarian and Director, the University Library System (ULS) includes the following libraries and collections: Hillman (main), African American, Allegheny Observatory, Archives Service Center, Buhl (social work), Center for American Music, Chemistry, Darlington Memorial (American history), East Asian, Engineering (Bevier Library), Frick Fine Arts, Government Documents, Information Sciences, Katz Graduate School of Business, Langley (biological sciences, behavioral neuroscience), Mathematics, Music, Physics, Public and International Affairs/Economics, and Special Collections. Libraries are also located at each of the University's four regional campuses. The ULS maintains a high-density storage area at the Library Facility in the Point Breeze section of Pittsburgh.

The Hillman Library is the largest facility with seating for 1,530 users. It offers an open stack arrangement and an extensive range of library services. Hillman Library houses collections in the humanities and social sciences, and includes area studies, psychology, computer science, maps, and government documents.

In addition to the University Library System are the Health Sciences Library System and the Barco Law Library.

The Health Sciences Library System (HSLs) at the University of Pittsburgh comprises several libraries that support the educational, research, patient care, and service activities of the schools of the health sciences (Medicine, Dental Medicine, Pharmacy, Health and Rehabilitation Sciences, Nursing, Public Health) as well as the hospitals of the University of Pittsburgh Medical Center. The HSLs includes Falk Library of the Health Sciences, The Western Psychiatric Institute and Clinic Library, the Libraries at UPMC Shadyside, and the Children's Hospital of Pittsburgh Libraries. The Computer and Media Center in Falk Library is the primary health sciences facility and service point for audiovisual and microcomputer resources. HSLs Online (www.hsls.pitt.edu) is the gateway to extensive electronic resources for clinical and research needs.

PITTCat, the University of Pittsburgh's online library catalog, provides access to materials held in all University libraries and currently contains information for more than four million titles. In addition, the ULS provides access to a comprehensive journal and magazine article discovery tool, Zoom!, as well as other online resources such as: Web of Science, Science Direct, and Scopus in the physical sciences, PsycINFO, ERIC and Congressional Quarterly for the social sciences, Historical Abstracts, Philosopher's Index, RILM Abstracts of Music Literature, and additional collections of article and newspaper databases from EBSCO, SilverPlatter, OVID, and Lexis-Nexis. These and hundreds of other online resources are available via the Pitt Digital Library at www.library.pitt.edu.

The University of Pittsburgh is a member of the Association of Research Libraries. Through membership in several Pennsylvania consortia of libraries (PALCI, PALINET, and the Oakland Library Consortium), cooperative borrowing arrangements have been developed with other Pennsylvania institutions.

University Library System:

Hillman Library *Schenley Drive at Forbes Avenue*

Allegheny Observatory
.....*Allegheny Observatory, 159 Riverview Avenue*

Archives Service Center *7500 Thomas Boulevard*

Bevier Engineering Library *126 Benedum Hall*

Center for American Music
.....*4301 Forbes Avenue (Stephen Foster Memorial)*

Chemistry Library *200 Eberly Hall*

Darlington Memorial Library (American history)
.....*601 Cathedral of Learning*

Frick Fine Arts Library *Frick Fine Arts Building*

**Graduate School of Public and International Affairs/
Economics Library** *1G12 Wesley W. Posvar Hall*

Information Sciences Library *302 Information Sciences Bldg.*

Katz Graduate School of Business Library *130 Mervis Hall*

Langley Library (biological sciences and neuroscience)
.....*A-217 Langley Hall*

Library Resource Facility *7500 Thomas Boulevard*

Mathematics Library *430 Thackeray Hall*

Music Library *B-30 Music Building*

Physics Library *208 Engineering Hall*

Regional Campuses:

Hanley Library *Bradford Campus*

Haskell Memorial Library *Titusville Campus*

Millstein Library *Greensburg Campus*

Owen Library *Johnstown Campus*

Health Sciences Library System:

Children's Hospital Library *7th Floor, DeSoto Wing*

Falk Library *Second Floor, Scaife Hall*

UPMC Shadyside Libraries *5230 Centre Avenue*

Western Psychiatric Institute and Clinic (WPIC) Library
220 Thomas Detre Hall of the WPIC

Barco Law Library *400 Barco Law Building*

Source: University Library System, January 2004.

Library Collections and Services Information
University Library System, Health Sciences Library System,
Law Library and University Total
Fiscal Year 2003 and 2004

Library Collections Information		
	2003	2004
University Library System		
Monograph Volumes	3,766,032	3,962,154
Current Serials Received	37,465	35,667
Microform Units	3,212,094	3,278,375
Cartographic Materials	106,067	105,842
Graphic Materials	693,533	711,036
Audio Materials	47,059	52,704
Film and Video Materials	16,807	31,767
Manuscript and Archives (linear feet)	19,584	29,142
Health Sciences Library System		
Monograph Volumes	455,267	469,444
Current Serials Received	4,898	3,834
Microform Units	68,530	68,530
Audio Materials	2,036	2,107
Film and Video Materials	3,741	4,074
Law Library		
Monograph Volumes	199,671	208,681
Current Serials Received	4,138	4,266
Microform Units	1,249,361	1,282,610
Graphic Materials	1,753	1,753
Audio Materials	711	717
Film and Video Materials	279	305
University Total		
Monograph Volumes	4,420,970	4,640,279
Current Serials Received	46,552	43,767
Microform Units	4,529,985	4,629,515
Cartographic Materials	106,171	107,512
Graphic Materials	695,293	712,796
Audio Materials	49,806	55,528
Film and Video Materials	20,827	36,146
Materials shared jointly by all libraries:		
Number of electronic full-text journals	9,380	25,862
Number of electronic books	147,839	172,589

Number of Transactions or Instruction Sessions		
	2003	2004
University Library System		
Circulation Transactions	552,543	490,181
Reference Transactions	165,495	203,725
Library Instruction Sessions	1,102	776
Health Sciences Library System		
Circulation Transactions	38,158	36,920
Reference Transactions	65,433	59,333
Library Instruction Sessions	349	575
Law Library		
Circulation Transactions	4,955	5,735
Reference Transactions	3,448	4,059
Library Instruction Sessions	69	116
University Total		
Circulation Transactions	595,656	532,836
Reference Transactions	234,376	267,117
Library Instruction Sessions	1,520	1,467
Digital Services (available throughout all libraries)		
Number of electronic reference transactions		19,500
Number of searches in networked electronic resources		2,614,212

Source: University Library System, January 2005.



Computing Services and Systems Development

Computing Services and Systems Development

Information technology has become an integral part of the academic and research mission of the University of Pittsburgh. Worldwide computing, networked information, online collaborations, and technology-delivered instruction are now daily experiences at the University's five campuses. Computing Services and Systems Development (CSSD) provides the infrastructure, resources, and support for these services, which are utilized by nearly every student, faculty, and staff member.

The University of Pittsburgh is showcased on the Internet at www.pitt.edu. CSSD maintains an information technology Web site at technology.pitt.edu.

Network and Telecommunications Environment

CSSD provides the network infrastructure and telecommunications backbone for the University community. The University's data network, PittNet, operates over a gigabit backbone that joins hundreds of local Ethernets into a large, geographically-distributed network and connects thousands of computers at all five University campuses to the Internet. High speed, reliable 100mbps Ethernet connections are the standard for University offices. The undergraduate residence halls are fully wired, with one Ethernet port per student. An extensive consulting and support program is available in the residence halls to support student computing. While off-campus, students, faculty, and staff have access to PittNet through a modem pool of nearly 800 modems. In addition, the Secure VPN Service (<https://sslvpn.pitt.edu>) provides students, faculty, and staff with a convenient way to access restricted online library journals, databases, and other University resources at any time and from any location.

CSSD also offers wireless network access for students in designated public areas on the Pittsburgh campus including Hillman Library, the Cathedral of Learning's Commons Room and lawn, the second floor of Posvar Hall, the Petersen Events Center's food court/study area, and the William Pitt Union's student lounge, café, front lawn, and patio. Any student with a laptop computer and the required wireless network card may use the service to access PittNet and the Internet from these convenient locations. CSSD's future plans are to offer the service to faculty and staff and to add new locations on campus.

The University's Web portal, my.pitt.edu, provides students, faculty, and staff with a single point of Web access to the information and applications that they use most at the University. The portal makes it possible to check e-mail, view grades and class schedules, pay tuition bills online, and read local news and weather from one convenient location. The portal interface can also be customized according to a user's preferences.

Extensive telecommunications support is provided to more than 26,000 telephones. Telephone service to the residence halls is also provided. Voice mail, cellular phones, calling cards, and audio conferencing are available as well.

Resource Environment

The Technology Help Desk is available 24 hours a day, seven days per week, by calling 412-624-HELP [4357] or by submitting a problem report online at technology.pitt.edu. The Technology Help Desk provides troubleshooting and problem resolution, and answers "how to" questions on a variety of information technology issues. Instructional documentation and an online Knowledgebase are also available at the technology.pitt.edu Web site.

Students have access to computing resources and services via six general-purpose computing labs and a productivity computing lab at the Pittsburgh campus. The labs offer students access to more than 600 computers running Windows, Macintosh, Linux, and Unix. Computers are equipped with more than 200 of the latest software applications and tools as well as CD writing capability and USB ports. Each lab features several media stations that offer CD duplications, scanning, and image processing capabilities. Printing services include high-speed print capability in all facilities and color laser print capability in the David Lawrence Hall computing lab. Lab hours and locations are available at technology.pitt.edu. In addition, more than 100 e-mail kiosks are distributed throughout the Pittsburgh campus, providing convenient locations for students to check their e-mail or to browse the Web between classes.

CSSD's spam and virus e-mail filtering service stops dangerous viruses and unwanted e-mail from reaching the @pitt.edu e-mail addresses of students, faculty, and staff. The service will soon be available for departmental e-mail addresses as well. Students, faculty and staff can also use the Pitt Software Update Service at updates.pitt.edu, to protect their Windows computers from viruses and security vulnerabilities. The Pitt Software Update Service downloads and installs the latest Microsoft security updates and service packs locally from the University's network.

The University's timesharing service consists of the UNIX, VMS, and MVS environments. Software applications include the database management systems, graphical analysis programs, mathematical and statistical programs, simulation packages, and tape/file transfer utilities that are supported by these systems.

CSSD has implemented a Central Directory that is the authoritative, centralized database of all individuals affiliated with the University. It includes information about students, faculty, and staff as well as various other classifications of individuals associated with the University. A unique feature of the Central Directory is the Finding People service which allows users to conduct a search for individuals at Pitt, using their last name or University Computer Account username.

Support Environment

Computing Services and Systems Development offers a consulting and evaluation service to University departments on a contract basis. Through the contract program, systems analysts and technical professionals can be hired, from one to five days per week, to provide dedicated, high-level, on-site consulting. CSSD has also established the Expert Partners program to provide departmental technical staff with access to CSSD resources and liaison and training services. This program is designed to assist the departmental staff analyst in delivering high-quality support within his or her own department, coordinated with the overall direction of services provided by CSSD.

Students are provided an extensive array of free software applications and utilities. The Microsoft Campus Software for Students program provides Microsoft applications and operating systems to Pitt students free of charge. Students can receive software upgrades while enrolled at the University and may retain the software when they graduate. CSSD also offers mathematics, statistics, utility, and Internet software products that are either provided without charge or at a greatly reduced cost.

In addition, CSSD provides the University with an Electronic Software Distribution service (software.pitt.edu) that permits students, faculty, and staff to install software that is available free of charge according to the University's enterprise and site license agreements.



Institutional Advancement

Institutional Advancement

The mission of the Office of Institutional Advancement is to “Inform and Involve to Inspire Investment.” To achieve this mission, Institutional Advancement seeks to: 1) *inform* alumni and friends about the University through personal visits, coordinated events, targeted communications, and stewardship activities; 2) *involve* alumni and friends in the life of the University; and 3) *inspire* alumni and friends to help shape the University’s future through their *investment* of philanthropic gifts.

In 2004, the University of Pittsburgh’s \$1 billion Discover a World of Possibilities fundraising campaign reached \$708 million in gifts and pledges. A major focus of the campaign has been to increase the number of University endowed funds. At the end of fiscal year 2004, the University had 1,503 endowed funds, a 69% increase from the number of funds at the beginning of the campaign. Another focus has been to reach out to Pitt alumni and friends, not only in the local area, but also across the nation and throughout the world. At the end of fiscal year 2004, 56 percent of the gifts from individuals came from those residing outside of the Pittsburgh metropolitan area.

In fiscal year 2004, the University acquired in excess of \$95.5 million in outright gifts from private sources, making this the most successful fundraising year in the University’s history. Of this total, alumni gave \$18.6 million (19 percent), corporations gave \$15.1 million (16 percent), foundations gave \$40.9 million (43 percent), while other individuals, groups, and sources gave \$21.6 million (22 percent).

Institutional Advancement’s staff promote and mobilize volunteer activities in support of fundraising, they coordinate alumni advocacy efforts, and they perform other functions in support of the University’s mission. One important fundraising program is the Annual Fund, which provides potential donors with opportunities to support the University at every dollar level. From small donations which help fund day-to-day operations to large gifts which endow entire programs, the generous support of devoted Pitt alumni, friends, parents, faculty, and staff is critical to Pitt’s mission. In fiscal year 2004, more than 40,000 donors made gifts to the University’s Annual Fund, making it the most successful year in its history.

Institutional Advancement’s Planned Giving department assists the University’s friends and alumni in arranging charitable gifts that are executed over an extended period of time or at some point in the future. These contributions, which may provide powerful tax benefits and sources of income to donors, can be made through gifts of life insurance, through life income gifts, or through a number of other donor-friendly options.

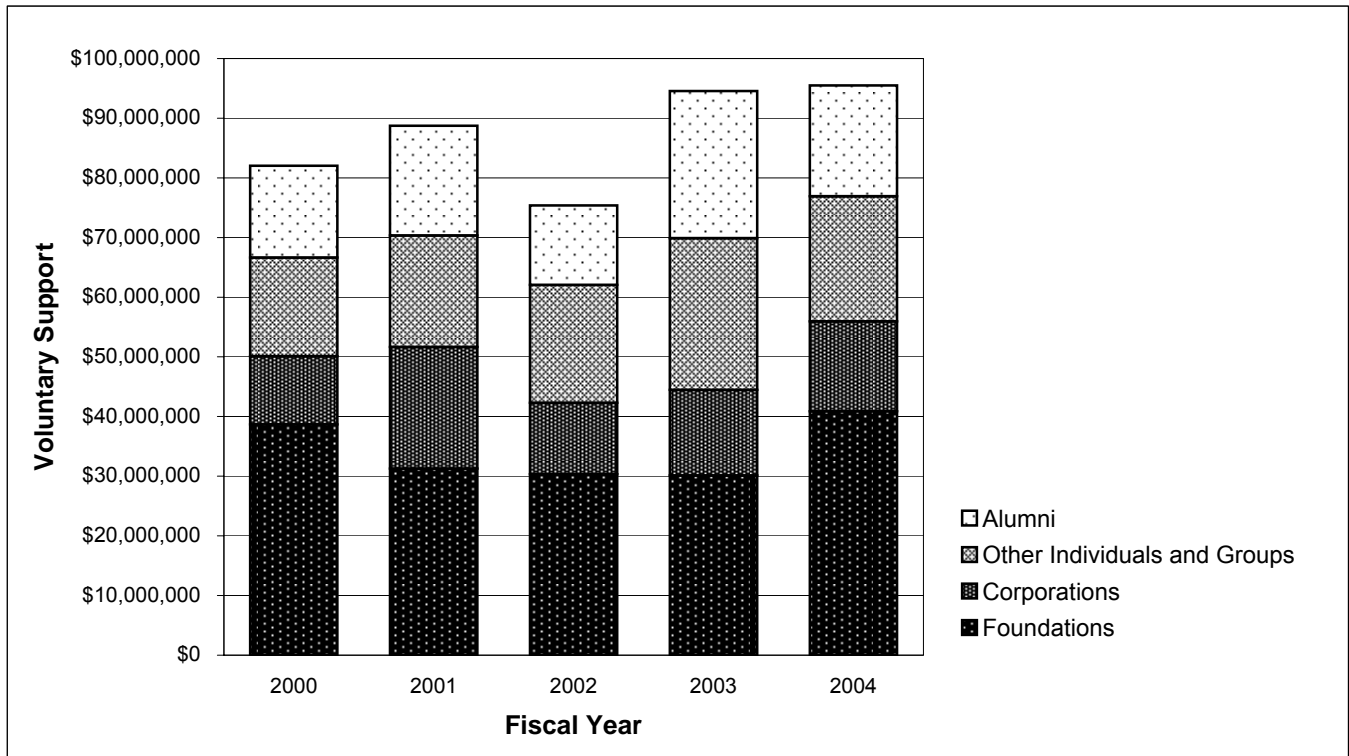
Corporate and Foundation Relations staff act as liaisons between individuals at the University – faculty or various other departmental personnel – and representatives of local, national, and international corporations and foundations. The purpose of this effort is to connect University funding needs with the philanthropic interests of donor organizations. In addition to that, the University participates in a corporate matching gift program through which numerous corporations match eligible gifts made to the University by their employees.

The University’s alumni number nearly 235,000 and reside in all 50 states, the District of Columbia, four U.S. territories, and 160 foreign countries. The Office of Alumni Relations and the University of Pittsburgh Alumni Association together promote mutually productive relationships between the University and its alumni. Alumni Relations seeks to foster the continued connection of alumni with Pitt after graduation as alumni link the University’s past with its future. Alumni Relations directs the Blue and Gold Society, an organization of outstanding student leaders who represent the University at alumni and community events. The Alumni Association charters a growing number of Pitt alumni clubs, works to influence government offices to fund and nurture higher education, and assists the University in its efforts to attract and support high-caliber students.

Institutional Advancement also administers activities held in the Heinz Memorial Chapel, a Gothic chapel that is famous for its magnificent stained glass windows. The Chapel is a focal point of campus life for students, faculty, staff, and alumni. It provides a place not only for individual reflection and meditation, but also for worship services, concerts, lectures, memorial services, and weddings.

Source: Institutional Advancement, October 2004.

Voluntary Support by Source of Giving Fiscal Year 2000 to 2004

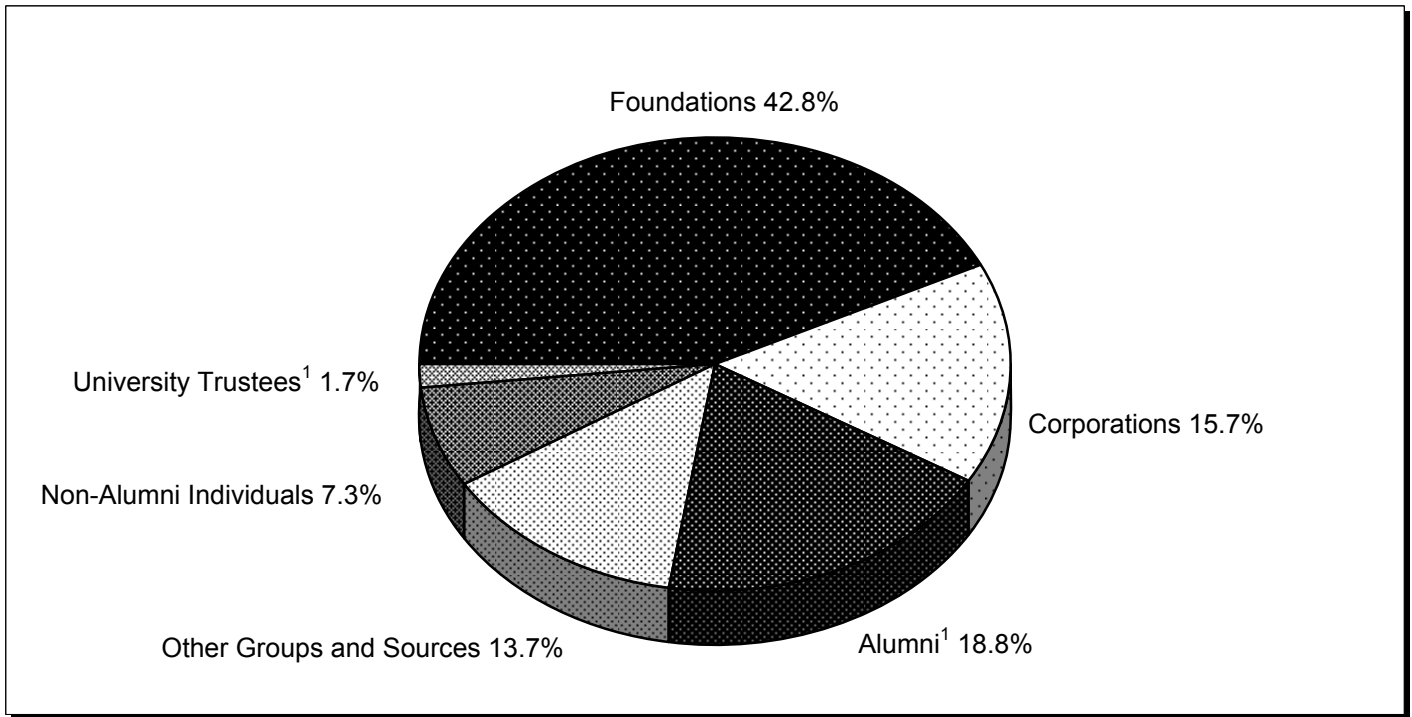


Fiscal Year	Alumni	Other Individuals and Groups	Corporations	Foundations	Voluntary Support All Sources
2000	\$15,398,063	\$16,527,419	\$11,428,552	\$38,675,621	\$82,029,655
2001	18,386,093	18,705,592	20,368,477	31,267,832	88,727,994
2002	13,321,272	19,762,480	11,969,190	30,317,453	75,370,395
2003	24,666,065	25,424,807	14,348,502	30,115,078	94,554,452
2004	18,599,981	20,980,668	15,052,828	40,874,077	95,507,554

Note: The Voluntary Support figures shown in this table are point-in-time, and as such, serve only as a reference point. Other presentations of these data may take into account changes in donor specifications and various other developments.

Source: Institutional Advancement, October 2004.

Voluntary Support by Support Category Fiscal Year 2004



Support Category	Voluntary Support
Foundations	\$40,874,077
Corporations	15,052,828
Alumni ¹	17,963,758
Other Groups and Sources	13,086,448
Non-Alumni Individuals	6,934,874
University Trustees ¹	1,595,569
Support Category Total	<u><u>\$95,507,554</u></u>

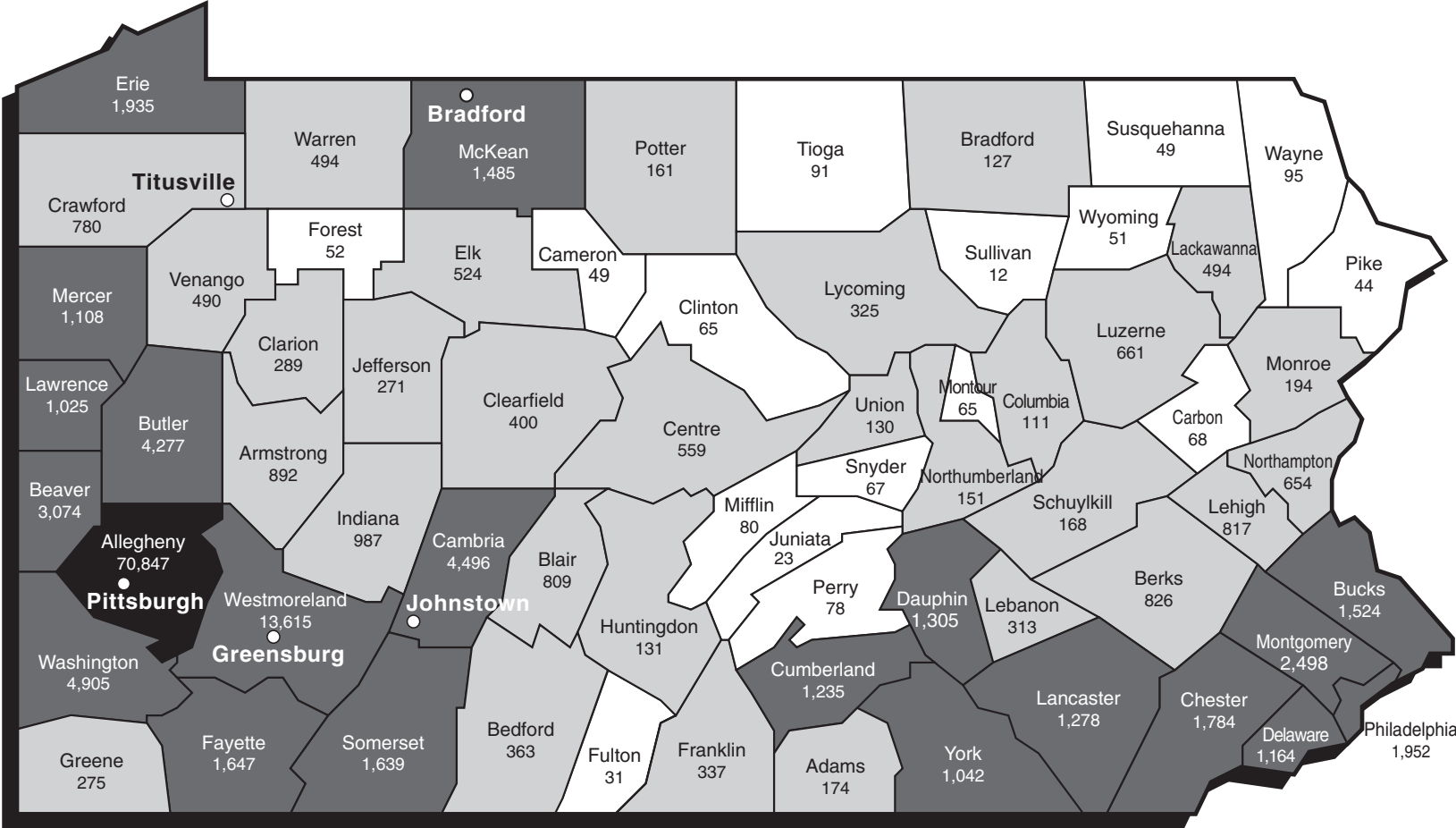
Note: The Voluntary Support figures shown in this table are point-in-time, and as such, serve only as a reference point. Other presentations of these data may take into account changes in donor specifications and various other developments.

¹University of Pittsburgh alumni who serve as members of the University Board of Trustees are included in the support category University Trustees.


Source: Institutional Advancement, October 2004.

University of Pittsburgh, Fact Book 2005

Alumni Residing in Pennsylvania by County 2004

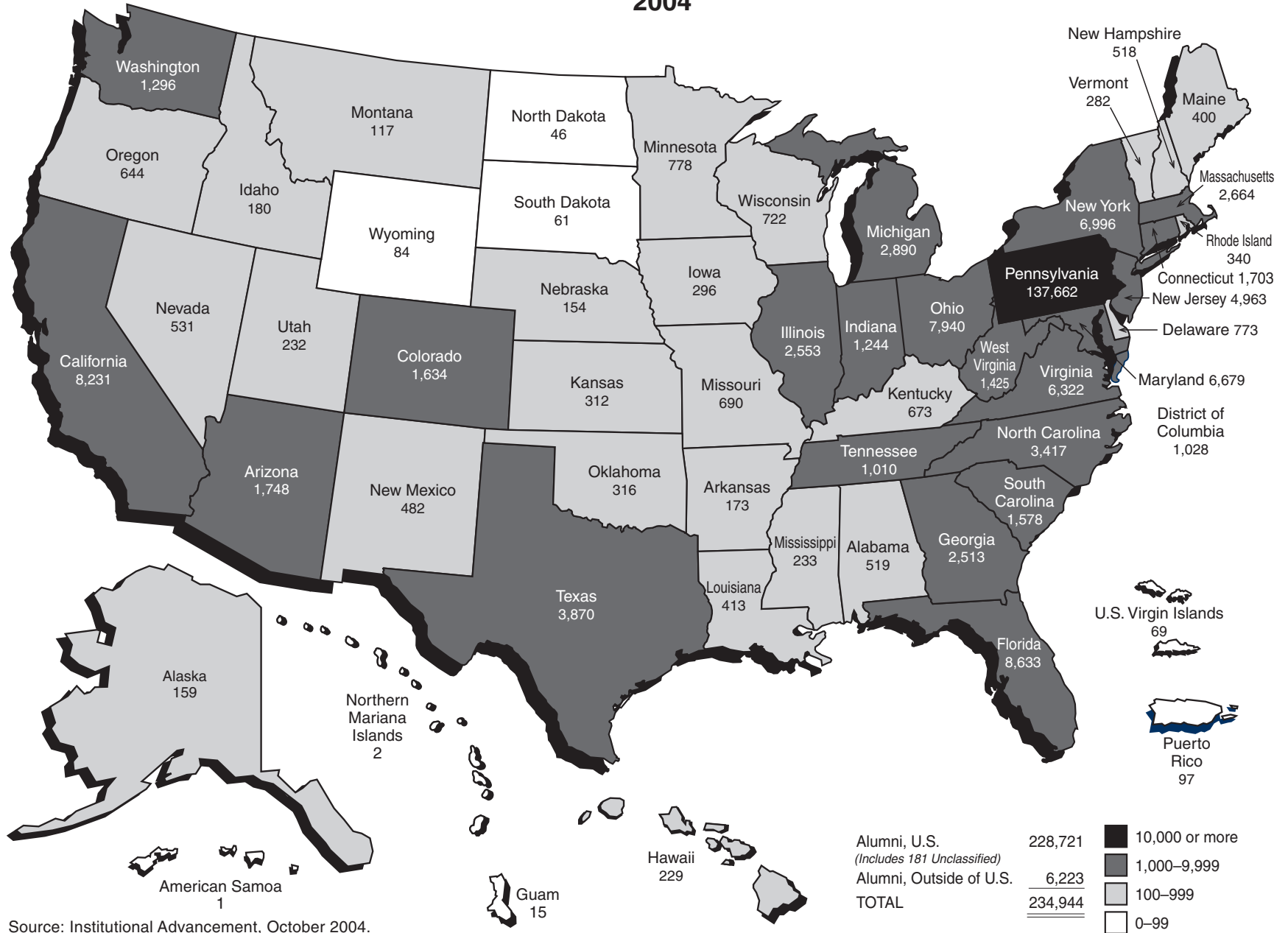


Alumni, Pennsylvania	137,662
Alumni, Other U.S.	91,059
Alumni, Outside of U.S.	6,223
TOTAL	<u>234,944</u>



Source: Institutional Advancement, October 2004.

Alumni Residing in the United States by State or Territory 2004



Alumni, U.S. (Includes 181 Unclassified)	228,721	■ 10,000 or more
Alumni, Outside of U.S.	6,223	■ 1,000–9,999
TOTAL	<u>234,944</u>	■ 100–999
		■ 0–99

Source: Institutional Advancement, October 2004.

APPENDIX

This appendix includes the following three Fact Book tables that were previously found in the Faculty and Staff Information section (**note that these tables should be used for informational purposes only**):

1. Full-Time and Part-Time Employees by School and Employee Type, Pittsburgh Campus, Regional Campuses, and University Total, Fall Term, 2004
2. Full-Time Employees by Race and Sex, Pittsburgh Campus, Regional Campuses, and University Total, Fall Term, 2004
3. Selected Characteristics of Full-Time Employees, Total University, Fall Term, 2004

These three tables have been moved to this appendix as they have been replaced with revised tables.

The revised tables now include, in the Research Associate category, both Research Associate and Post Doctoral Associate employees. The revised tables are those currently included in the Faculty and Staff Information section of the Fact Book.

**Full-Time and Part-Time Employees by School and Employee Type
Pittsburgh Campus, Regional Campuses, and University Total
Fall Term, 2004**

	<u>Faculty</u>			<u>Research Associate</u>			<u>Staff</u>			<u>Total</u>		
	Full-Time	Part-Time	Total	Full-Time	Part-Time	Total	Full-Time	Part-Time	Total	Full-Time	Part-Time	Total
Pittsburgh Campus												
School												
Arts and Sciences	672	328	1,000	81	6	87	420	39	459	1,173	373	1,546
General Studies	0	19	19	0	0	0	36	1	37	36	20	56
Honors College	0	2	2	2	0	2	6	0	6	8	2	10
Katz Graduate School of Business ¹	75	34	109	0	0	0	99	6	105	174	40	214
Education ²	120	18	138	15	2	17	98	12	110	233	32	265
Engineering	112	9	121	50	4	54	93	4	97	255	17	272
Law	51	0	51	0	0	0	38	3	41	89	3	92
Public and International Affairs	34	16	50	0	0	0	22	3	25	56	19	75
Social Work	37	52	89	0	0	0	71	2	73	108	54	162
Information Sciences	33	12	45	0	0	0	29	0	29	62	12	74
Dental Medicine	87	81	168	1	1	2	147	10	157	235	92	327
Nursing	72	15	87	9	3	12	63	12	75	144	30	174
Pharmacy	76	4	80	9	0	9	63	7	70	148	11	159
Public Health	142	11	153	38	5	43	460	63	523	640	79	719
Medicine	1,752	68	1,820	317	6	323	1,355	93	1,448	3,424	167	3,591
Health and Rehabilitation Sciences	74	14	88	15	0	15	30	2	32	119	16	135
Other Areas ³	106	19	125	58	9	67	2,938	144	3,082	3,102	172	3,274
Pittsburgh Campus Total	<u>3,443</u>	<u>702</u>	<u>4,145</u>	<u>595</u>	<u>36</u>	<u>631</u>	<u>5,968</u>	<u>401</u>	<u>6,369</u>	<u>10,006</u>	<u>1,139</u>	<u>11,145</u>
Regional Campuses												
Johnstown	144	20	164	0	0	0	199	8	207	343	28	371
Greensburg	81	61	142	0	0	0	96	6	102	177	67	244
Titusville	22	38	60	0	0	0	48	3	51	70	41	111
Bradford	69	7	76	0	0	0	104	9	113	173	16	189
Regional Campuses	<u>316</u>	<u>126</u>	<u>442</u>	<u>0</u>	<u>0</u>	<u>0</u>	<u>447</u>	<u>26</u>	<u>473</u>	<u>763</u>	<u>152</u>	<u>915</u>
UNIVERSITY TOTAL	<u>3,759</u>	<u>828</u>	<u>4,587</u>	<u>595</u>	<u>36</u>	<u>631</u>	<u>6,415</u>	<u>427</u>	<u>6,842</u>	<u>10,769</u>	<u>1,291</u>	<u>12,060</u>

Note: Figures include regular full-time and regular part-time employees. Individuals employed on a temporary full-time or temporary part-time basis are not included.

¹Includes the College of Business Administration.

²Figures do not include employees in the responsibility center entitled Education-University Service Programs.

³Includes the following responsibility centers: Office of the Chancellor, Secretary of the Board of Trustees, Student Affairs, Office of the Provost, Office of the Senior Vice Chancellor for Health Sciences, University Center for International Studies, General Counsel, Pittsburgh Cancer Institute, Vice Chancellor for Institutional Advancement, Education-University Service Programs, University Library System, Computing Services and Systems Development, Facilities Management, Learning Research and Development Center, Athletics, University Center for Social and Urban Research, School of Medicine Division Administration, Executive Vice Chancellor, Vice Chancellor for Budget and Controller, Human Resources, and Business Operations.

Note that this table should be used for informational purposes only. Revised data, found in the table currently located in the Faculty and Staff Information section, supercede these data.

Full-Time Employees by Race and Sex Pittsburgh Campus, Regional Campuses, and University Total Fall Term, 2004

CAMPUS		Black Non-Hispanic	American Indian/ Alaskan Native	Asian/Pacific Islander	Hispanic	White Non-Hispanic	Total
Pittsburgh							
Faculty	Male	51	1	356	41	1,756	2,205
	Female	52	1	153	20	1,012	1,238
	Total	103	2	509	61	2,768	3,443
Research Associate	Male	2	0	164	9	140	315
	Female	5	0	101	3	171	280
	Total	7	0	265	12	311	595
Staff	Male	274	1	70	19	1,842	2,206
	Female	405	4	183	25	3,145	3,762
	Total	679	5	253	44	4,987	5,968
Pittsburgh Total							
	Male	327	2	590	69	3,738	4,726
	Female	462	5	437	48	4,328	5,280
	Total	789	7	1,027	117	8,066	10,006
<hr/>							
Regional Campuses							
Johnstown							
Faculty	Male	1	0	2	0	93	96
	Female	1	0	2	1	44	48
	Total	2	0	4	1	137	144
Staff	Male	6	0	1	1	88	96
	Female	4	0	1	0	98	103
	Total	10	0	2	1	186	199
Johnstown Total							
	Male	7	0	3	1	181	192
	Female	5	0	3	1	142	151
	Total	12	0	6	2	323	343
<hr/>							
Greensburg							
Faculty	Male	1	0	0	1	37	39
	Female	1	0	3	2	36	42
	Total	2	0	3	3	73	81
Staff	Male	5	0	0	0	37	42
	Female	3	0	1	0	50	54
	Total	8	0	1	0	87	96
Greensburg Total							
	Male	6	0	0	1	74	81
	Female	4	0	4	2	86	96
	Total	10	0	4	3	160	177
<hr/>							
Titusville							
Faculty	Male	0	0	1	0	8	9
	Female	0	0	1	0	12	13
	Total	0	0	2	0	20	22
Staff	Male	0	0	0	0	17	17
	Female	0	0	0	0	31	31
	Total	0	0	0	0	48	48
Titusville Total							
	Male	0	0	1	0	25	26
	Female	0	0	1	0	43	44
	Total	0	0	2	0	68	70

Note that this table should be used for informational purposes only. Revised data, found in the table currently located in the Faculty and Staff Information section, supercede these data.

**Full-Time Employees by Race and Sex
Pittsburgh Campus, Regional Campuses, and University Total
Fall Term, 2004**

CAMPUS (continued)		Black Non-Hispanic	American Indian/ Alaskan Native	Asian/Pacific Islander	Hispanic	White Non-Hispanic	Total
Bradford							
Faculty	Male	2	0	3	0	38	43
	Female	<u>1</u>	<u>0</u>	<u>0</u>	<u>1</u>	<u>24</u>	<u>26</u>
	Total	3	0	3	1	62	69
Staff	Male	0	0	0	0	40	40
	Female	<u>1</u>	<u>0</u>	<u>1</u>	<u>0</u>	<u>62</u>	<u>64</u>
	Total	1	0	1	0	102	104
Bradford							
Faculty	Male	2	0	3	0	78	83
	Female	<u>2</u>	<u>0</u>	<u>1</u>	<u>1</u>	<u>86</u>	<u>90</u>
	Total	4	0	4	1	164	173
<hr/>							
Regional Campuses							
Faculty	Male	4	0	6	1	176	187
	Female	<u>3</u>	<u>0</u>	<u>6</u>	<u>4</u>	<u>116</u>	<u>129</u>
	Total	7	0	12	5	292	316
Staff	Male	11	0	1	1	182	195
	Female	<u>8</u>	<u>0</u>	<u>3</u>	<u>0</u>	<u>241</u>	<u>252</u>
	Total	19	0	4	1	423	447
Regional Campuses							
Faculty	Male	15	0	7	2	358	382
	Female	<u>11</u>	<u>0</u>	<u>9</u>	<u>4</u>	<u>357</u>	<u>381</u>
	Total	26	0	16	6	715	763
<hr/>							
UNIVERSITY							
Faculty	Male	55	1	362	42	1,932	2,392
	Female	<u>55</u>	<u>1</u>	<u>159</u>	<u>24</u>	<u>1,128</u>	<u>1,367</u>
	Total	110	2	521	66	3,060	3,759
Research Associate	Male	2	0	164	9	140	315
	Female	<u>5</u>	<u>0</u>	<u>101</u>	<u>3</u>	<u>171</u>	<u>280</u>
	Total	7	0	265	12	311	595
Staff	Male	285	1	71	20	2,024	2,401
	Female	<u>413</u>	<u>4</u>	<u>186</u>	<u>25</u>	<u>3,386</u>	<u>4,014</u>
	Total	698	5	257	45	5,410	6,415
UNIVERSITY							
Faculty	Male	342	2	597	71	4,096	5,108
	Female	<u>473</u>	<u>5</u>	<u>446</u>	<u>52</u>	<u>4,685</u>	<u>5,661</u>
	Total	<u>815</u>	<u>7</u>	<u>1,043</u>	<u>123</u>	<u>8,781</u>	<u>10,769</u>

Note: Figures include regular full-time employees. Individuals employed on a temporary full-time basis are not included.

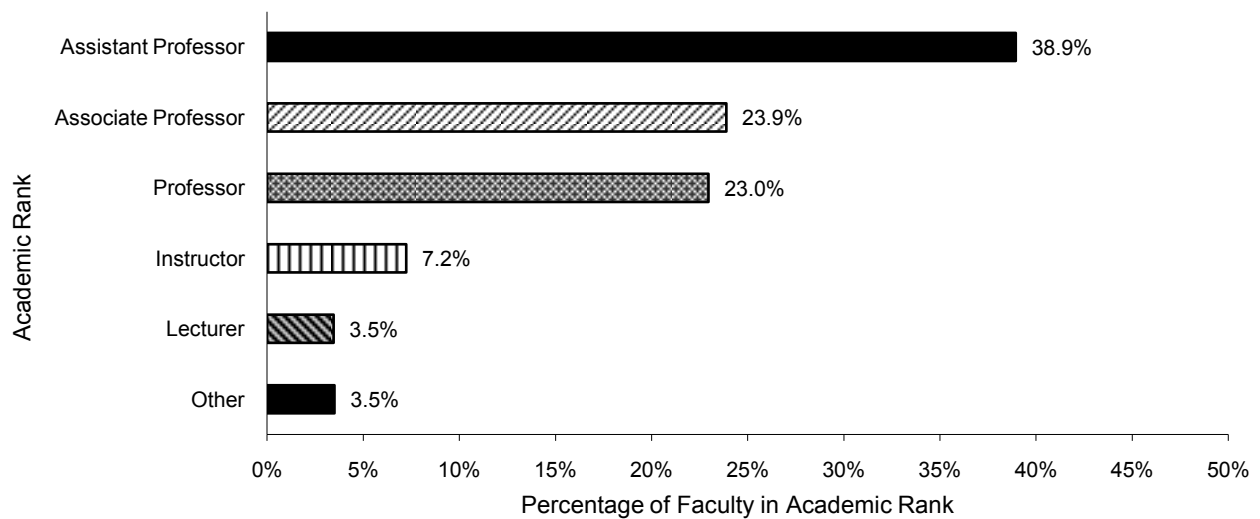
**Selected Characteristics of Full-Time Employees
Total University
Fall Term, 2004**

Number of Full-Time Employees by Employee Type

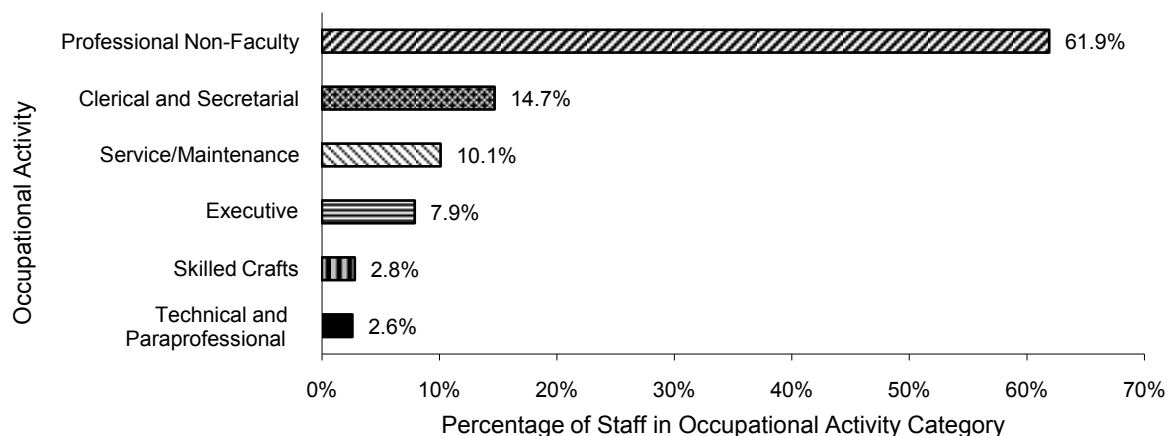
Faculty	3,759	34.9%
Research Associate	595	5.5%
Staff	<u>6,415</u>	59.6%
Total	<u>10,769</u>	

Note that the data above should be used for informational purposes only. Revised data, found in the table currently located in the Faculty and Staff Information section, supercede these data.

Faculty by Academic Rank



Staff by Occupational Activity Category



Notes: The charts shown on this page provide faculty and staff details, rank and occupational activity category, respectively. Figures include regular full-time employees. Individuals employed on a temporary basis are not included.