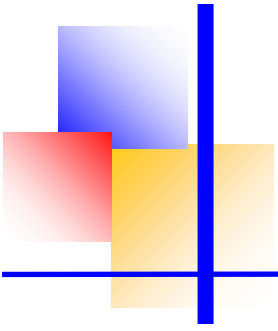




University of Pittsburgh Fact Book 2010



General Information

The University of Pittsburgh at a Glance

The University of Pittsburgh of the Commonwealth System of Higher Education is a nonsectarian, coeducational, state-related, public research university.

The University was founded in a log cabin near the confluence of Pittsburgh's three rivers in 1787 as a small, private school named the Pittsburgh Academy. It was renamed in 1819 as the Western University of Pennsylvania, and then renamed again in 1908 as the University of Pittsburgh. The institution became state-related in 1966.

Since its founding 223 years ago, the University of Pittsburgh has emerged as the most comprehensive educational complex in the region. Pitt has garnered international respect as a center for learning and research, and it provides a wide range of academic programs and services for the Pittsburgh metropolitan population of 2.4 million. With an enrollment of more than 35,000 students, the University accounts for approximately 5 percent of all students enrolled in institutions of higher education in Pennsylvania. More than 12,600 faculty, research associates, and staff members support the needs and interests of the University. From a financial standpoint, Pitt functions as an economic engine for the local economy, contributing 1.74 billion dollars to the region annually.

The University comprises five campuses. The 132-acre Pittsburgh Campus is located in Oakland, the City of Pittsburgh's cultural and medical center. The University's four regional campuses are located in the following areas of western Pennsylvania: Johnstown, Greensburg, Titusville, and Bradford.

More than 100 academic, research, and administrative buildings, and residence halls are located on the Pittsburgh Campus. Of prominence is the 42-story Cathedral of Learning, which is one of the tallest academic buildings in the world. Visitors from around the world have toured the famed Nationality Rooms, which are located in the Cathedral of Learning. The Nationality Rooms provide functional classrooms, while displaying cultural motifs that represent the traditions of the region's many ethnic groups.

The Pittsburgh Campus is comprised of 16 undergraduate, graduate, and professional schools. These entities include the following: the School of Arts and Sciences; the College of General Studies; the University Honors College; the Joseph M. Katz Graduate School of Business and College of Business Administration; the School of Education; the Swanson School of Engineering; the Schools of Law, Social Work, and Information Sciences; the Graduate School of Public and International Affairs; and the University's six schools of the health sciences. The health sciences include the Graduate School of Public Health and the Schools of Dental Medicine, Health and Rehabilitation Sciences, Medicine, Nursing, and Pharmacy.

As for academic offerings, the Pittsburgh Campus schools provide undergraduate and graduate certificate programs and baccalaureate, master's, and doctorate - professional practice degree programs. The regional campuses offer undergraduate certificate programs and associate and baccalaureate degree programs. Overall, the University provides 440 distinct degree programs, augmented by numerous dual, joint, and cooperative degree program options. In fiscal year 2009, the University conferred 8,009 degrees.

The University of Pittsburgh is accredited by the Middle States Association of Colleges and Schools and additionally by various specialized accrediting agencies. Furthermore, Pitt is an elected member of the Association of American Universities, an organization of 62 leading doctorate-granting research institutions in the United States and Canada.

UPMC (University of Pittsburgh Medical Center), affiliated with the University of Pittsburgh's schools of the health sciences, is an integrated global health enterprise and one of the leading nonprofit health systems in the United States. UPMC is dedicated to providing exemplary patient care, educating the next generation of health care professionals, and advancing biomedical research. By integrating 20 hospitals, 400 doctors' offices and outpatient sites, long-term care facilities, and a major health insurance services division, UPMC has advanced the quality and efficiency of health care and developed internationally renowned programs in transplantation, cancer, neurosurgery, psychiatry, orthopedics, and sports medicine, among others. UPMC is commercializing its medical and technological expertise by nurturing new companies, developing strategic business relationships with some of the world's leading multinational corporations, and expanding into international markets.

Numerous organizations, athletic activities and cultural events enliven student life at the University throughout the year. Art exhibits, theatre performances, music workshops, and concerts provide a cornucopia of cultural activity for the enrichment of the local area.

The University continues to make great strides in furthering its commitment to offering quality education, research, and public service locally and throughout the world. Admission to the University has become more selective in recent years, with 49% of first-year students graduating in the top 10% of their high school classes, as compared to 22% in 1996. The University has moved into the top 10 American higher education institutions in terms of federal funding, as reported by the National Science Foundation. Pitt also ranks among the top five universities nationally in annual research support awarded by the National Institutes of Health. Pitt is advancing its efforts to become one of the finest, most productive universities in the world.

University of Pittsburgh *Fact Book 2010*.

Mission Statement

The University of Pittsburgh, founded in 1787, is one of the oldest institutions of higher education in the United States. As one of the nation's distinguished comprehensive universities, the resources of the University constitute an invaluable asset for the intellectual, economic, and social enrichment of Pennsylvania, while the international prestige of the University enhances the image of Pennsylvania throughout the world.

The University's mission is to:

- provide high-quality undergraduate programs in the arts and sciences and professional fields, with emphasis upon those of special benefit to the citizens of Pennsylvania;
- offer superior graduate programs in the arts and sciences and the professions that respond to the needs of Pennsylvania, as well as to the broader needs of the nation and the world;
- engage in research, artistic, and scholarly activities that advance learning through the extension of the frontiers of knowledge and creative endeavor;
- cooperate with industrial and governmental institutions to transfer knowledge in science, technology, and health care;
- offer continuing education programs adapted to the personal enrichment, professional upgrading, and career advancement interests and needs of adult Pennsylvanians; and
- make available to local communities and public agencies the expertise of the University in ways that are consistent with the primary teaching and research functions and contribute to social, intellectual, and economic development in the Commonwealth, the nation, and the world.

The trustees, faculty, staff, students, and administration of the University are dedicated to accomplishing this mission, to which they pledge their individual and collective efforts, determined that the University shall continue to be counted among the prominent institutions of higher education throughout the world.

Source: Office of the Secretary, approved by the University of Pittsburgh Board of Trustees, February 1995.

Guide to *Fact Book* Definitions

Many terms in higher education are interpreted similarly by any institution; however, there are some terms uniquely defined by each institution. The following terms are used in the *Fact Book* as they are defined by the University of Pittsburgh.

CALENDAR

Academic Year The year beginning September 1 and ending August 31. Terms include Fall Term (September to December), Spring Term (January to April), and Summer Term (May to August).

Fiscal Year The year beginning July 1 and ending June 30.

DEGREE AND CERTIFICATE PROGRAMS

Certificate Category A certificate classification which includes: Certificate (CERT), Advanced Certificate (ADVCT), Advanced Certificate - Master's Level (ADVCTM), Advanced Certificate - Doctorate Level (ADVCTD).

Certificate Program An academic program whose completion is recognized by conferring upon the student an award referred to as a certificate.

Degree Category A degree classification which includes: Associate, Baccalaureate, Master's, Doctorate, First Professional.

Degree Program An academic program whose completion is recognized by conferring upon the student an award referred to as a degree. Specialized degree programs and majors include:

Combined Major An academic program which enables students who have completed a specified number of undergraduate credits to receive a bachelor's degree upon completion of a specified number of credits in certain University of Pittsburgh post-baccalaureate programs.

Cooperative Degree Program An academic program administered by two or more institutions.

Dual-Degree Program An academic program whose requirements include all or most of the requirements for two distinct academic degree programs within a school and for which two degrees are awarded.

Dual (Double) Major Program An academic program whose requirements include the completion of two distinct majors and which results in the award of a single degree.

Interschool Certificate/Degree Program An academic program administered by two or more schools within the institution and for which one certificate or degree is awarded.

Joint Degree Program An academic program whose requirements include all or most of the requirements of two distinct academic degree programs administered by two or more of the University's schools and for which two degrees are awarded.

Self-Design Major A major whose requirements are focused within two or more subject areas and which results in the award of a single degree.

Degree Type A specific degree within a degree category, for example, BA, MA, PhD, MD.

FACULTY AND STAFF

Academic Rank A categorization which includes: professor, associate professor, assistant professor, instructor, and lecturer.

Instructional Faculty Those University faculty associated with teaching activities, as defined by the American Association of University Professors.

Race This classification taxonomy includes: Black Non-Hispanic (African American), American Indian/Alaskan Native (Native American), Asian/Pacific Islander, Hispanic, and White Non-Hispanic.

Tenure A status accorded to those members of the University's faculty who have demonstrated high ability and achievement in their dedication to the growth of human knowledge.

STUDENTS

Full-Time Equivalent (FTE) Enrollment A calculated number derived by adding the number of full-time students to 40 percent of the number of part-time students.

Level

Doctorate-Professional Practice Those students enrolled in the professional degree programs of Medicine, Dental Medicine, Pharmacy, and Law, leading to the degrees: MD, DMD, PharmD, JD, and LL.M.

Graduate Students Those students enrolled in programs leading to a graduate degree or certificate. Also included are those students who hold a baccalaureate degree or the equivalent and who are enrolled for graduate coursework but who are not seeking a graduate degree or certificate.

Undergraduate Students Those students enrolled in programs leading to an undergraduate degree or certificate. Also included are those students who are enrolled for undergraduate coursework but who are not seeking an undergraduate degree or certificate.

Race The U. S. Department of Education's classification taxonomy includes: Non-Resident Alien (International), Black Non-Hispanic (African American), American Indian/Alaskan Native (Native American), Asian/Pacific Islander, Hispanic, and White Non-Hispanic.

Status

Full-time students Undergraduate students registered for 12 or more credits in a term. Graduate students and first professional students registered for 9 or more credits in a term.

Part-time students Undergraduate students registered for fewer than 12 credits in a term. Graduate students and first professional students registered for fewer than 9 credits in a term.

UNIVERSITY STRUCTURE

Campus One of the five geographic locations in Pennsylvania of the University: Pittsburgh, Johnstown, Greensburg, Titusville, Bradford.

School An academic unit responsible for the administration of the institution's academic programs.

Academic Structure and School Name Abbreviations

The following table provides a list of schools at the University of Pittsburgh, along with the appropriate abbreviations. These abbreviations are referenced in the tables and charts presented in the *Fact Book*.

School	Abbreviation
Pittsburgh Campus	
School of Arts and Sciences	Arts and Sciences
College of General Studies ¹	General Studies
University Honors College	Honors College
The Joseph M. Katz Graduate School of Business	Katz Graduate School of Business
College of Business Administration ²	College of Business Administration
School of Education	Education
The John A. Swanson School of Engineering	Swanson School of Engineering
School of Law	Law
Graduate School of Public and International Affairs	Public and International Affairs
School of Social Work	Social Work
School of Information Sciences	Information Sciences
School of Dental Medicine	Dental Medicine
School of Nursing	Nursing
School of Pharmacy	Pharmacy
Graduate School of Public Health	Public Health
School of Medicine	Medicine
School of Health and Rehabilitation Sciences	Health and Rehabilitation Sciences
Regional Campuses	
University of Pittsburgh at Johnstown	Johnstown
University of Pittsburgh at Greensburg	Greensburg
University of Pittsburgh at Titusville	Titusville
University of Pittsburgh at Bradford	Bradford
Other Special Academic Unit Designations	
University Center for International Studies ³	International Studies
Schools of Education and Public Health ⁴	Education and Public Health
Schools of Nursing and Public Health ⁵	Nursing and Public Health
University Center for Social and Urban Research ⁶	Social and Urban Research

¹The School of Arts and Sciences oversees the administration of the College of General Studies.

²The Joseph M. Katz Graduate School of Business oversees the administration of the College of Business Administration.

³Certificate programs in international studies are administered through this center.

⁴ Enrollment and program information cited under the Schools of Education and Public Health are applicable to an interschool degree program that these two schools had offered, entitled Health Promotion and Education.

⁵ Enrollment and program information cited under the Schools of Nursing and Public Health are applicable to an interschool certificate program that these two schools had offered, entitled Management Program for Health Professionals.

⁶The University Center for Social and Urban Research offers a certificate program in Gerontology.

Specialized Accreditations by School, Program, and Accrediting Agency

The University of Pittsburgh is institutionally accredited by the Middle States Association of Colleges and Schools, Commission on Higher Education. The following table displays a list of specialized accreditations.

School and Program	Accrediting Agency
--------------------	--------------------

Arts and Sciences

Baccalaureate degree program in Chemistry	American Chemical Society
Doctoral program in Clinical Psychology	American Psychological Association, Committee on Accreditation
Baccalaureate degree program in Computer Engineering	Accreditation Board for Engineering and Technology, Inc.
Baccalaureate, master's, and doctoral degree programs in Theatre Arts	National Association of Schools of Theatre
English Language Institute	Commission on English Language Accreditation

Katz Graduate School of Business and College of Business Administration

Baccalaureate and master's degree programs in Business	American Assembly of Collegiate Schools of Business International: The Association to Advance Collegiate Schools of Business
---	---

Education

Teacher certification programs in: Orientation and Mobility (for Visually Impaired) and Teacher of the Visually Impaired	Association for Education and Rehabilitation of the Blind and Visually Impaired
Teacher certification programs in: Fifth-Year Teacher Certification Programs, K-12 Educational Administration Programs	Pennsylvania Department of Education

Engineering

Baccalaureate degree programs in: Bioengineering, Chemical Engineering, Civil Engineering, Computer Engineering, Electrical Engineering, Engineering Physics, Industrial Engineering, Materials Science and Engineering, Mechanical Engineering, Metallurgical Engineering, and the Cooperative Engineering Education Program (excluding Engineering Physics within this Program)	Accreditation Board for Engineering and Technology, Inc.
--	---

Law

First professional degree program in Law	American Bar Association, Council of the Section of Legal Education and Admissions to the Bar
---	--

Public and International Affairs

Master's degree program in Public Administration	National Association of Schools of Public Affairs and Administration, Commission on Peer Review and Accreditation
Master's degree program in International Development	National Association of Schools of Public Affairs and Administration, Commission on Peer Review and Accreditation

Social Work

Baccalaureate and master's degree programs in Social Work	Council on Social Work Education, Commission on Accreditation
--	---

Specialized Accreditations by School, Program, and Accrediting Agency (continued)

School and Program	Accrediting Agency
--------------------	--------------------

Information Sciences

Master's degree program in Library and Information Science	American Library Association, Committee on Accreditation
Teacher certification in the Library Science K-12 Teacher Certification Program and the Certificate of Advanced Study in the Library Supervisor Program	Pennsylvania Department of Education (conducted through the University's School of Education)

Dental Medicine

First professional degree program in Dental Medicine , and the certificate program in Dental Hygiene and Dental Specialties	American Dental Association, Commission on Dental Accreditation
Dental Anesthesiology certification program	American Dental Association, Commission on Dental Accreditation
First professional degree program in Oral and Maxillofacial Surgery	American Dental Association, Commission on Dental Accreditation

Nursing

Baccalaureate and master's degree programs in Nursing	Commission on Collegiate Nursing Education
Master's degree program in Nurse Anesthesia	American Association of Nurse Anesthetists, Council on Accreditation of Nurse Anesthesia Education Programs
Continuing education programs in Nursing	American Nurses Credentialing Center Pennsylvania State Nurses Association
School Nurse certification program	Pennsylvania Department of Education

Pharmacy

First professional degree program in Pharmacy	American Council on Pharmaceutical Education
--	--

Public Health

All master's and doctoral degree programs in Public Health	Council on Education for Public Health
Master's degree program in Genetic Counseling	American Board of Genetic Counseling
Master's degree program in Health Policy and Management	Commission on Accreditation of Healthcare Management Education
Master's degree and doctoral degree programs in Medical Genetics	American Board of Medical Genetics

Medicine

First professional degree program in Medicine	Liaison Committee on Medical Education of the Council on Medical Education of the American Medical Association and the Association of American Medical Colleges
--	--

Health and Rehabilitation Sciences

Baccalaureate degree program in Athletic Training	Commission on Accreditation of Athletic Training Education
Baccalaureate degree program in Clinical Dietetics and Nutrition , coordinated master's degree program in Clinical Dietetics	The American Dietetic Association, Commission on Accreditation of Dietetic Education
Programs in Educational Certification in Speech/Language Impaired in Communication Science and Disorders	Pennsylvania Department of Education (conducted through the University's School of Education)

Specialized Accreditations by School, Program, and Accrediting Agency (continued)

School and Program	Accrediting Agency
--------------------	--------------------

Health and Rehabilitation Sciences (continued)

Baccalaureate degree program in Emergency Medicine	Commission on Accreditation of Allied Health Information
Baccalaureate degree program in Health Information Management	Commission on Accreditation for Health Informatics and Information Management Education
Master’s degree program in Occupational Therapy	Accreditation Council for Occupational Therapy Education
Doctoral degree program in Physical Therapy	Commission on Accreditation in Physical Therapy Education
Master’s degree programs in Rehabilitation Science and Technology and Rehabilitation Counseling	Council on Rehabilitation Education
Master’s degree program in Speech Language Pathology and doctoral degree program in Audiology	American Speech-Language-Hearing Association
Master’s degree program in Physician Assistant Studies	Accreditation Review Commission on Education for the Physician Assistant, Inc. (ARC – PA)

Johnstown

Baccalaureate degree programs in Civil Engineering Technology, Electrical Engineering Technology, and Mechanical Engineering Technology	Technology Accreditation Commission of the Accreditation Board for Engineering and Technology, Inc.
Teacher certification program in Elementary and Secondary Education	Pennsylvania Department of Education
Associate degree programs in Emergency Medical Services and Surgical Technology	Commission on Accreditation of Allied Health Education Programs
School Nurse certification program.....	Pennsylvania Department of Education
Associate degree program in Respiratory Care	Commission on Accreditation of Respiratory Care
Baccalaureate degree program in Early Childhood Education	Pennsylvania Department of Education

Titusville

Associate degree program in Nursing	National League for Nursing Accrediting Commission, Board of Review for Associate Degree Programs
Associate degree program for the Physical Therapist Assistant	Commission on Accreditation in Physical Therapy Education

Bradford

Associate and baccalaureate degree programs in Nursing	National League for Nursing Accrediting Commission, Board of Review for Associate Degree Programs, Board of Review for Baccalaureate Degree Programs
Baccalaureate degree program in Athletic Training	Commission on Accreditation of Allied Health Programs
Baccalaureate degree program in Health and Physical Education (K-12)	Pennsylvania Department of Education
Teacher certification programs in Elementary and Secondary Education	Pennsylvania Department of Education (conducted through the University’s School of Education)

University Counseling Center

Program in Counseling	International Association of Counseling Services
Doctoral internship program in Psychology	American Psychological Association, Committee on Accreditation

Western Psychiatric Institute and Clinic

Doctoral internship program in Psychology	American Psychological Association, Committee on Accreditation
--	--

Member Institutions of the Association of American Universities

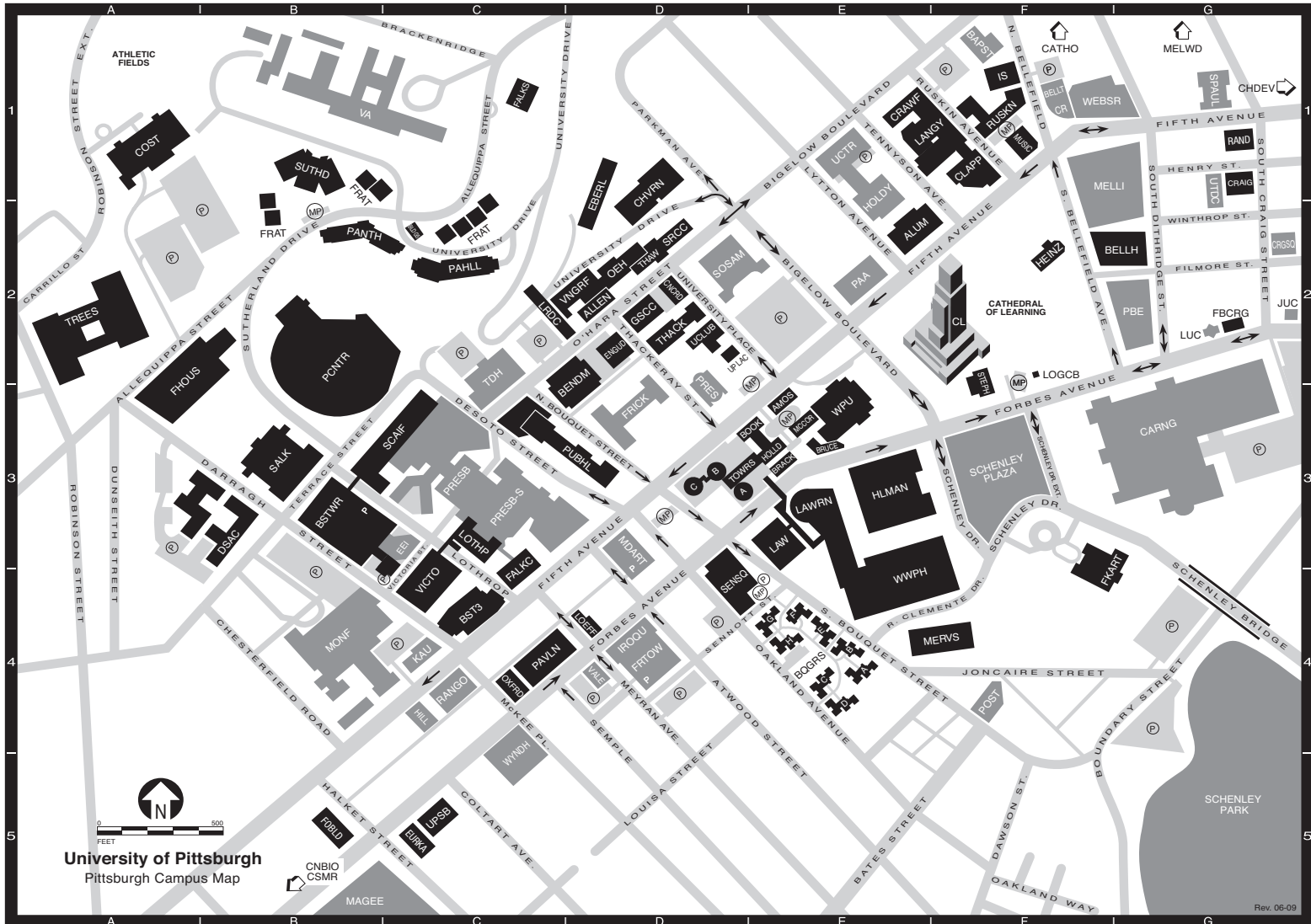
The University of Pittsburgh is a member of the Association of American Universities (AAU), a prestigious organization of 62 leading doctorate-granting research institutions in the United States and Canada. The University identifies the AAU as an appropriate peer group for purposes of various data and policy comparisons. The following table provides an alphabetical listing of the 36 public and 26 private institutions that comprise the membership of the organization. The table also indicates the state or country in which each university is located (the abbreviation CN denotes the two Canadian schools), along with the year of admission to the AAU.

AAU Member-Institutions: Public

Indiana University..... IN 1909	University of Colorado CO 1966
Iowa State University..... IA..... 1958	University of Florida FL 1985
McGill University.....CN..... 1926	University of Illinois IL 1908
Michigan State University..... MI 1964	University of Iowa IA 1909
Ohio State University..... OH..... 1916	University of Kansas KS 1909
Pennsylvania State University PA 1958	University of Maryland MD..... 1969
Purdue University IN 1958	University of Michigan..... MI 1900
Rutgers, The State Univ. of New Jersey..... NJ..... 1989	University of Minnesota MN..... 1908
State University of New York at Buffalo..... NY 1989	University of Missouri..... MO 1908
State University of New York at Stony Brook .. NY 2001	University of Nebraska..... NE 1909
Texas A&M University TX 2001	University of North Carolina..... NC 1922
University of Arizona AZ 1985	University of Oregon OR 1969
University of California, Berkeley..... CA 1900	University of Pittsburgh..... PA 1974
University of California, Davis..... CA 1996	University of Texas TX..... 1929
University of California, Irvine..... CA 1996	University of Toronto CN 1926
University of California, Los Angeles..... CA 1974	University of Virginia VA 1904
University of California, San Diego..... CA 1982	University of Washington WA 1950
University of California, Santa Barbara..... CA 1995	University of Wisconsin..... WI 1900

AAU Member-Institutions: Private

Brandeis University MA..... 1985	Northwestern University..... IL 1917
Brown University RI 1933	Princeton University..... NJ..... 1900
California Institute of Technology CA 1934	Rice University..... TX..... 1985
Carnegie Mellon University..... PA 1982	Stanford University CA 1900
Case Western Reserve University..... OH..... 1969	Syracuse University..... NY 1966
Columbia University NY 1900	Tulane University..... LA..... 1958
Cornell University NY 1900	University of Chicago..... IL 1900
Duke University NC..... 1938	University of Pennsylvania..... PA 1900
Emory University GA..... 1995	University of Rochester NY 1941
Harvard University..... MA..... 1900	University of Southern California CA 1969
Johns Hopkins University MD 1900	Vanderbilt University..... TN 1950
Massachusetts Institute of Technology MA..... 1934	Washington University..... MO 1923
New York University NY 1950	Yale University..... CT 1900

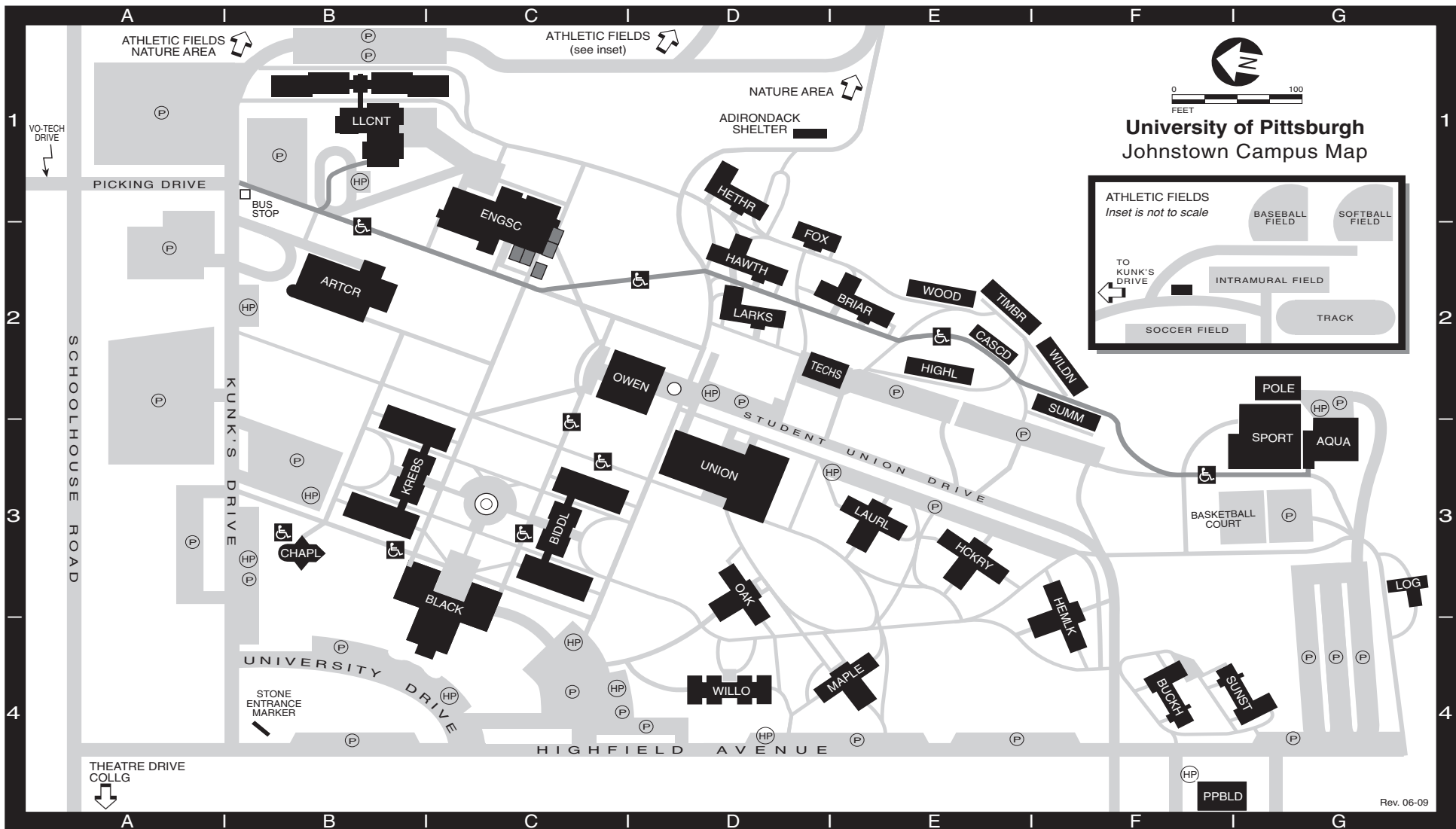


University of Pittsburgh
Pittsburgh Campus Map

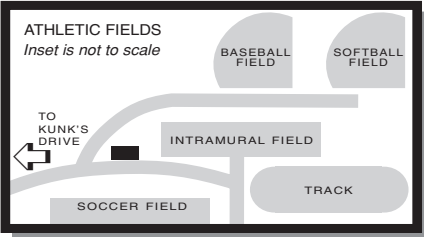
Rev. 06-09

Allen Hall	ALLEN	D2	Forbes Pavilion	PAVLN	C4	PRES (map abbreviation for Bellefield Presbyterian Church)		
Alumni Hall	ALUM	E2	(Forbes Hall [residence hall]; The Health Book Center; Department of Parking, Transportation, and Services)			UPMC Presbyterian	PRESB	C3
Amos Hall (residence hall)	AMOS	E3	Forbes Tower	FRTOW	D4	UPMC Presbyterian South Tower	PRESB-S	C3
BAPST (map abbreviation for First Baptist Church)			Fraternity Housing Complex	FRAT	B1, C2	Public Health	PUBHL	D3
Barco Law Building	LAW	E3	Frick Fine Arts Building	FKART	F3	(Crabtree and Parran Halls)		
Bellefield Hall	BELLH	G2	Frick International Studies Academy	FRICK	D3	Rand Building	RAND	G1
Bellefield Presbyterian Church	PRES	D3	Gardner Steel Conference Center	GSCC	D2	Rangos Research Center	RANGO	C4
Bellefield Towers	BELLT	F1	Heinz Memorial Chapel	HEINZ	F2	Ruskin Hall	RUSKN	F1
Benedum Hall	BENDM	D3	Hill Building	HILL	C4	Ryan Catholic Newman Center	CATHO	F1
Thomas E. Starzl Biomedical Science Tower (Tower 1) and Biomedical Science Tower 2	BSTWR	B3	Hillman Library	HLMAN	E3	(The Oratory) off map		
Biomedical Science Tower 3	BST3	C4	Holiday Inn	HOLDY	E1	St. Paul Cathedral	SPAUL	G1
The (University) Book Center	BOOK	E3	Holland Hall (residence hall)	HOLL	E3	Salk Hall	SALK	B3
Bouquet Gardens (residence halls A-H)	BQGRS	E4	Information Sciences Building	IS	F1	Scaife Hall	SCAIF	C3
Brackenridge Hall (residence hall, Copy Cat, The Pitt Shop, Parking Office)	BRACK	E3	Iroquois Building	IROQU	D4	Schenley Park		G5
Bruce Hall (residence hall)	BRUCE	E3	Jewish University Center	JUC	G2	Schenley Plaza		F3
Building 5	BLDG5	C2	Kaufmann Medical Building	KAU	C4	Sennott Square	SENSQ	D4
Carnegie Library of Pittsburgh, Carnegie Museums of Pittsburgh	CARNG	G3	Langley Hall	LANGY	E1	Soldiers and Sailors Memorial Hall	SOSAM	D2
Cathedral of Learning	CL	F2	LAW (map abbreviation for Barco Law Building)			Space Research Coordination Center	SRCC	D2
CATHO (map abbreviation for Ryan Catholic Newman Center)			Lawrence Hall	LAWRN	E3	Stephens Foster Memorial	STEPH	F2
Center for Bioengineering off map	CNBIO	B5	Learning Research and Development Center	LRDC	C2	Sutherland Hall (residence hall)	SUTHD	B1
Center for Sports Medicine and Rehabilitation off map	CSMR	B5	Litchfield Towers (residence halls A, B, C)	TOWRS	D3	Thackeray Hall (registration)	THACK	D2
Charles L. Cost Sports Center	COST	A1	Loeffler Building	LOEFF	D4	Thaw Hall	THAW	D2
CHDEV (map abbreviation for University Child Development Center)			Log Cabin	LOGCB	F2	Thomas Detre Hall of the Western Psychiatric Institute and Clinic	TDH	C2
Chevron Science Center	CHVRN	D1	Lothrop Hall (residence hall)	LOTHP	C3	TOWRS (map abbreviation for Litchfield Towers)		
Clapp Hall	CLAPP	F1	Lutheran University Center	LUC	G2	Trees Hall (athletic facilities)	TREES	A2
Community of Reconciliation Building	CR	F1	Magee-Womens Hospital	MAGEE	B5	University Center (UPMC)	UCTR	E1
Concordia Club	CNCRD	D2	McCormick Hall (residence hall)	MCCOR	E3	University Child Development Center off map	CHDEV	G1
Craig Hall	CRAIG	G1	Medical Arts Building (Student Health Service)	MDART	D3	University Club	UCLUB	D2
Craig Square	CRGSQ	G2	Mellon Institute (Pittsburgh Supercomputing Center)	MELLI	F1	University Place Office Building	UPLAC	D2
Crawford Hall	CRAWF	E1	Melwood Maintenance Building off map	MELWD	G1	University Public Safety Building	UPSB	C5
Darragh Street Apartment Complex	DSAC	A3	Mervis Hall	MERVS	F4	University Technology Development Center	UTDC	G1
Eberly Hall	EBERL	D1	UPMC Montefiore	MONF	F4	VA Pittsburgh Healthcare System—University Drive Division	VA	B1
Engineering Auditorium	ENGUD	D2	Music Building	MUSIC	B1	VALE (map abbreviation for Parkvale Building)		
Eureka Building	EURKA	C5	Old Engineering Hall	OEH	D2	Van de Graaff Building	VNGRF	D2
Eye and Ear Institute	EEL	C3	Oxford Building (3501 Forbes Avenue)	OXFRD	C4	Victoria Building	VICTO	C4
Falk Medical Building	FALKC	C3	Panther Hall (residence hall)	PANTH	B2	Webster Hall	WEBSR	F1
Falk School	FALKS	C1	Parkvale Building	PAVLN	D4	Wesley W. Posvar Hall	WWPH	E4
First Baptist Church (United Campus Ministry)	BAPST	F1	Pennsylvania Hall (residence hall)	PAHLL	C2	Western Psychiatric Institute and Clinic (see Thomas Detre Hall)	WPU	E3
Fitzgerald Field House	FHOUS	A2	The John M. and Gertrude E. Petersen Events Center	PCNTR	B2	William Pitt Union	WPIU	E3
Forbes Craig Apartments	FBCRG	G2	Pittsburgh Athletic Association	PAA	E2	Wyndham Garden Hotel	WYNHD	C5
Forbes Oakland Building	FOBLD	B5	Pittsburgh Board of Education	PBE	G2			
			Post Office (Oakland Branch)	POST	F4			

(P) Parking
 (MP) Metered Parking
 (HP) Handicap Parking
 ● Library in Building



**University of Pittsburgh
Johnstown Campus Map**



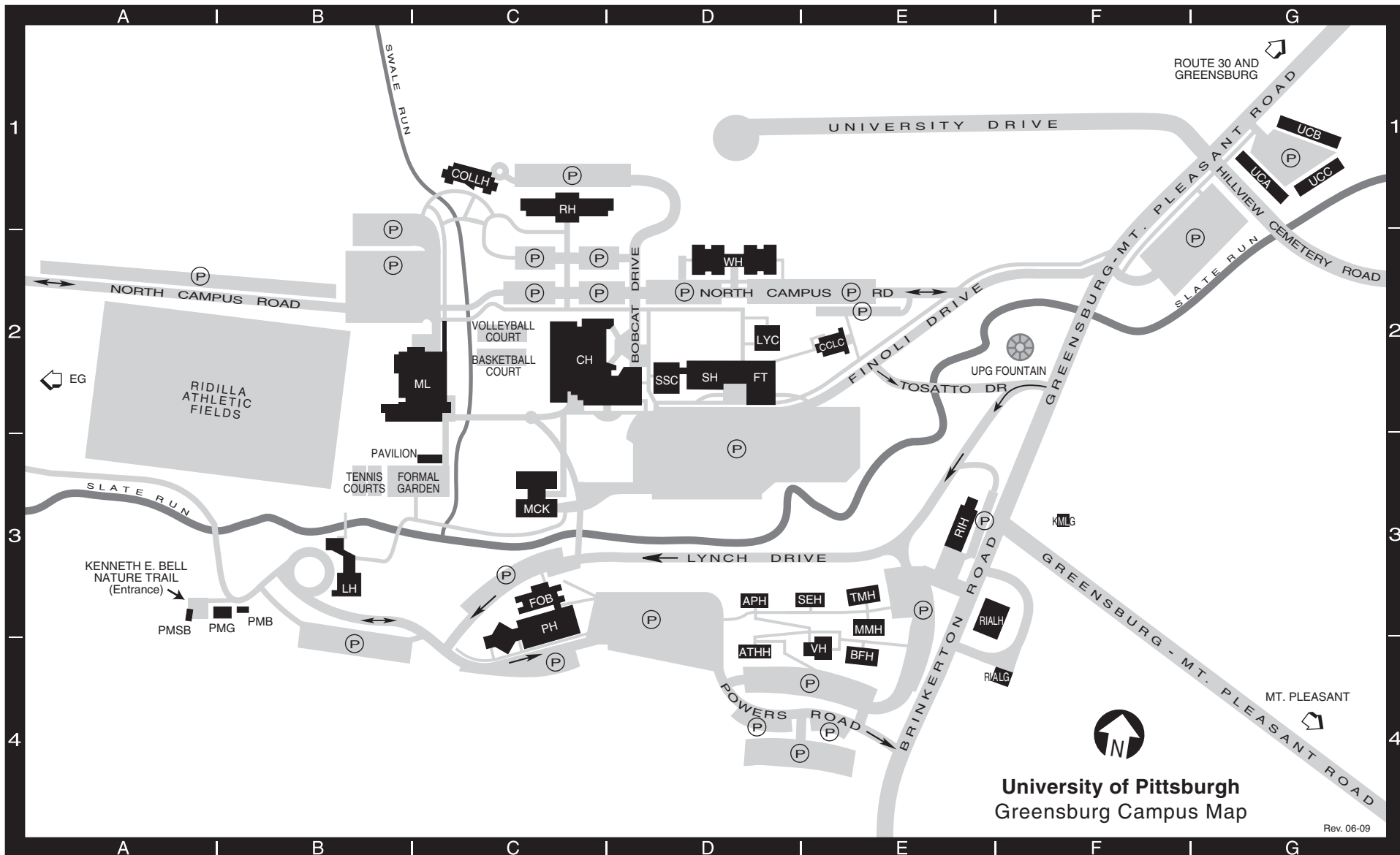
- Athletic Fields** (see inset) D1
- Biddle Hall** BIDDL C3
(Business Services, Campus Police, Education, Faculty Resource Center, Financial Aid, Humanities, ID Center, Information Technology, Registration, User Services)
- Blackington Hall** BLACK C3
(Academic Computing, Admissions, Advanced and Continuing Education, Alumni Relations, Community Education and Outreach, Computer Science, Development, Equity and Inclusion, External Relations, Human Resources, International Services, Marketing, MountainCat Veterans Program, MSW Program, Murtha Center, Nursing, President, Purchasing, ResNet Services, Technology Support Center, Vice President for Academic Affairs, Vice President for Enrollment Services and Planning, Vice President for Finance and Administration)

- Briar Lodge** (residence hall) BRIAR E2
- Buckhorn Lodge** (residence hall) BUCKH F4
- Cascade Manor** (residence hall) CASCD E2
- College Park Apartments** (off map) COLLG A4
(located at intersection of Schoolhouse Road and Theatre Drive)
- Engineering and Science Building** ENGSC C1
(Engineering Technology, Natural Sciences)
- Foxtire Lodge** (residence hall) FOX D1
- Hawthorne Lodge** (residence hall) HAWTH D2
- Heather Lodge** (residence hall) HETHR D1
- Hemlock Hall** (residence hall) HEMLK F3
- Hickory Hall** (residence hall) HCKRY E3
- Highland Manor** (residence hall) HIGHL E2
- Krebs Hall** KREBS B3
(Natural Sciences, Respiratory Care, Social Sciences)
- Larkspur Lodge** (residence hall) LARKS D2

- Laurel Hall** (residence hall) LAURL E3
- Living/Learning Center** LLCNT B1
(residence hall, Conference Services)
- Log Cabin** LOG G3
- Maple Hall** (residence hall) MAPLE E4
- Oak Hall** (residence hall) OAK D3
- Owen Library** OWEN D2
(Academic Success Center, Library Offices, Printing Services, Technical Services)
- Pasquerilla Performing Arts Center** ARTCR B2
(Arts Center Office, Southern Alleghenies Museum of Art, Theatre Department)
- Physical Plant Building** PPBLD F4
(Physical Plant Office, Receiving Department)
- Pole Building** (storage) POLE G2
- Sports Center** (Athletics Offices) SPORT G3

- Student Union** UNION D3
(Book Center, Campus Ministry, Career Services, Disability Services, Health and Wellness Services, Housing and Residence Life, Mail Services, Personal Counseling Center, Student Activities and Intercultural Affairs, Student Organization Offices, Food Services, Vice President for Student Affairs)
- Summit Manor** (residence hall) SUMM F2
- Sunset Lodge** (residence hall) SUNST G4
- Storage Building** TECHS D2
(Scene Shop)
- Timberline Manor** (residence hall) TIMBR E2
- Whalley Memorial Chapel** CHAPL B3
- Wilderness Manor** (residence hall) WILDN F2
- Willow Hall** (residence hall) WILLO D4
- Woodland Manor** (residence hall) WOOD E2
- Zamias Aquatic Center** AQUA G3

(P) Parking (HP) Handicap Parking
 (♿) Handicap Accessible

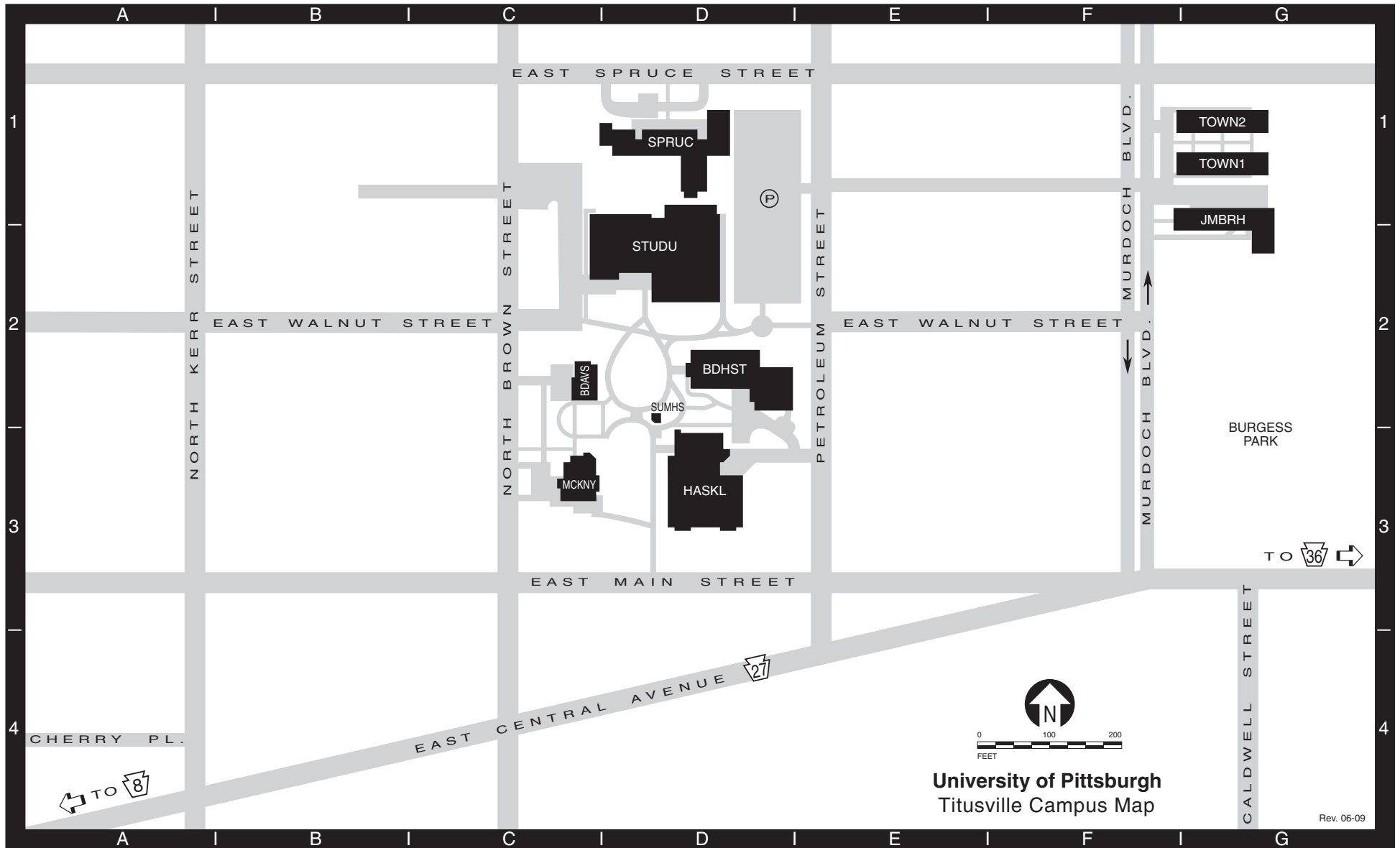


**University of Pittsburgh
Greensburg Campus Map**

Rev. 06-09

Apollo House (residence hall)..... APH D3	Ferguson Theater FT D2	Plant Maintenance BuildingPMB B3	Smith Hall (classrooms, faculty offices, labs) SH D2
Athena House (residence hall)ATHH D4	Kimmel GarageKMLG F3	Plant Maintenance GaragePMG B3	Thurgood Marshall HouseTMH E3 (residence hall)
Benjamin Franklin HouseBFH E4 (residence hall)	Lyceum (NSNT Village Hall) LYC D2	Plant Maintenance Storage BuildingPMSB A3	University Court (residence hall A)..... UCA G1 (residence hall B) UCB G1 (residence hall C) UCC G1
Campana Chapel and Lecture Center CCLC E2	Lynch Hall (Office of the President, Vice President for Academic Affairs, Vice President for Administrative Affairs, University Relations and Institutional Adv.)LH B3	Powers Hall (auditorium, classrooms, faculty offices)PH C3	Village Hall (commons building).....VH E4
Chambers Hall (athletic facilities, bookstore, dining hall, Health Center, Housing, Student Services, Information Desk) CH C2	Margaret Mead HouseMMH E3 (residence hall)	Rial GarageRIALG E4	Westmoreland Hall (residence hall)WH D2
College Hall (residence hall)..... COLLH C1	McKenna Hall (Computer Center)MCK C3	Rial HouseRIALH E3	
Emanuele Garage <i>off map</i>EG A2	Millstein Library (Library, Financial Aid, Registrar, Student Accounts)ML C2	Robertshaw Hall (residence hall)..... RH C1	
Faculty Office Building FOB C3		Rossetti House (Admissions)RIH E3	
		Safety and Security Center SSC D2 (security, switchboard, mailroom)	
		Selene House (residence hall).....SEH E3	

(P) Parking



Joe M. Ball Residence Hall JMBRH G1
(residence hall, dining hall)

Bennett Davis Hall BDAVS C2
(Registrar, Student Accounts, Financial Aid,
Human Resources, Purchasing, Business Affairs,
Mail Services)

Broadhurst Science Center BDHST D2
(Academic Affairs, science classrooms
and labs, faculty offices, computer lab,
Henne Auditorium)

Haskell Memorial Library HASKL D3
(auditorium, Computer Center, Nursing
Program faculty offices and labs, Physical
Therapist Assistant Program, Learning Center)

McKinney Hall MCKNY C3
(Admissions, classrooms, President's Office,
Public Relations, Nursing Program Office,
Alumni Relations)

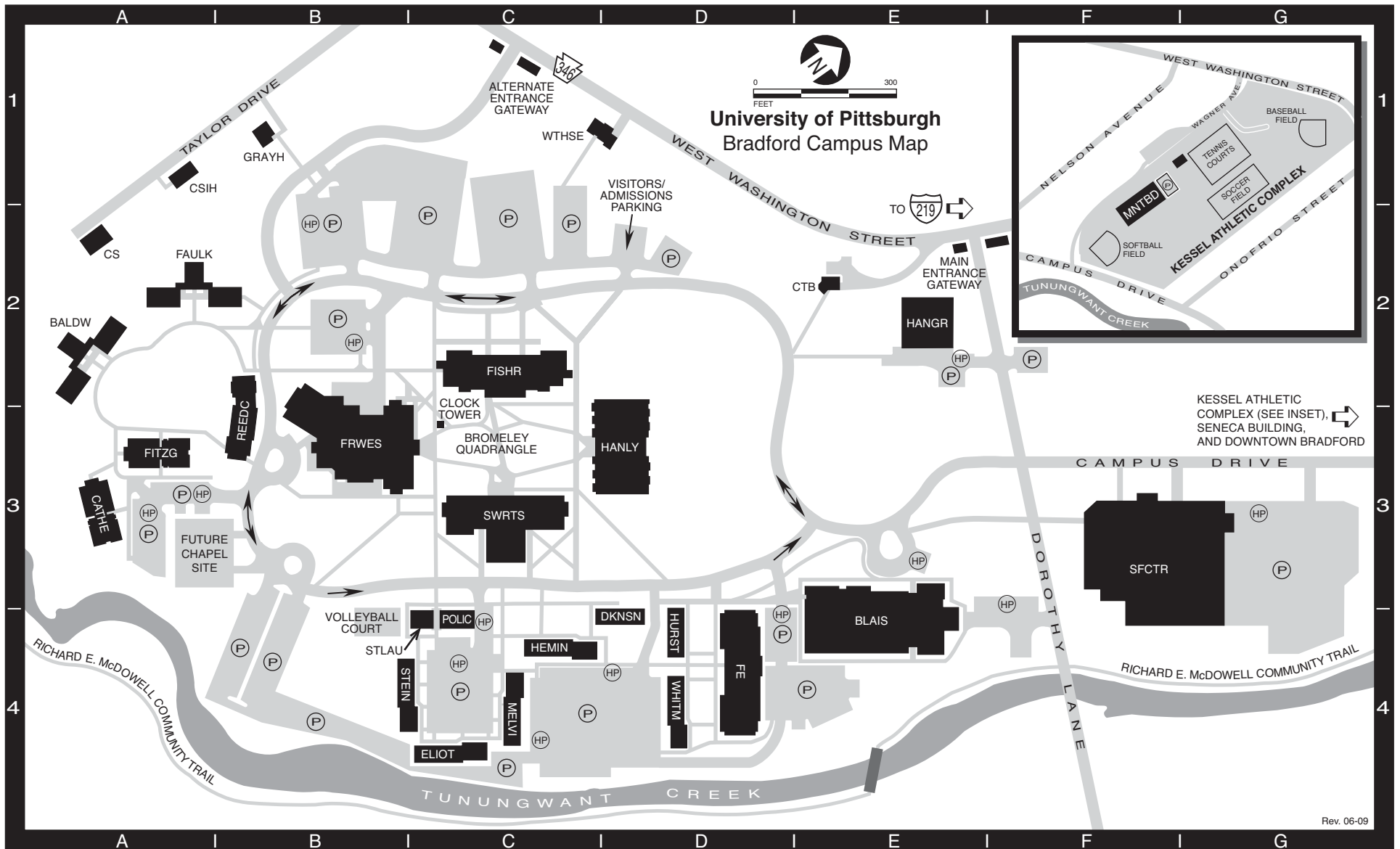
**J. Curtis McKinney II Student Union
and Gymnasium** STUDU D2
(Student Affairs, Book Center, Boomer's
Snack Bar, Health Service)

Murdoch Townhouses TOWN1 G1
(residence halls, Coffee House, TOWN2 G1
Facilities Management)

Spruce Hall (residence hall, Campus Police) ... SPRUC D1

Summer House SUMHS D2

(P) Parking



Rev. 06-09

Admissions and Financial Aid Offices

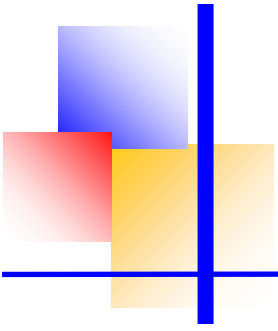
- Admissions located in Hanley LibraryHANLY D3
- Financial Aid located in Hangar Building...HANGR E2
- Blaisdell Hall** (Communication Arts, Fine Arts).....BLAIS E4
- Campus Police Building**.....POLIC C4
- Willa Cather House** (residence hall).....CATHE A3
- Ceramic Studio**CS A2
- Control Tower Building**CTB E2
(Human Resources, Payroll, Grants Administration)
- Crime Scene Investigation (CSI) House** CSH A1
- Fisher Hall** (Natural Sciences, Engineering,FISHR C2
Computer Center, Rice Auditorium)

- F. Scott Fitzgerald House** (residence hall)..... FITZG A3
- Frame-Westerberg Commons**FRWES B3
(Student Union, Book Store,
Student Affairs, dining halls)
- Gray House** (offices)..... GRAYH B1
- Hangar Building** (Business Office,HANGR E2
Financial Aid, Registration, Student Accounts)
- Hanley Library** (Library, President's Office, ...HANLY D3
Institutional Advancement, Admissions,
Communications and Marketing)
- Kendall Residence Halls**
James Baldwin House..... BALDW A2

- William Faulkner House..... FAULK A2
- Kessel Athletic Complex** (see inset)..... F2
- Maintenance Building** (see inset)..... MNTBD F1
- McKean Residence Halls**
Emily Dickinson House.....DKNSN D4
Fesenmyer House FE D4
Ernest Hemingway House HEMIN C4
Zora Neale Hurston House..... HURST D4
Walt Whitman House WHITM D4
T.S. Eliot House ELIOT C4
Herman Melville House MELVI C4
Gertrude Stein HouseSTEIN B4

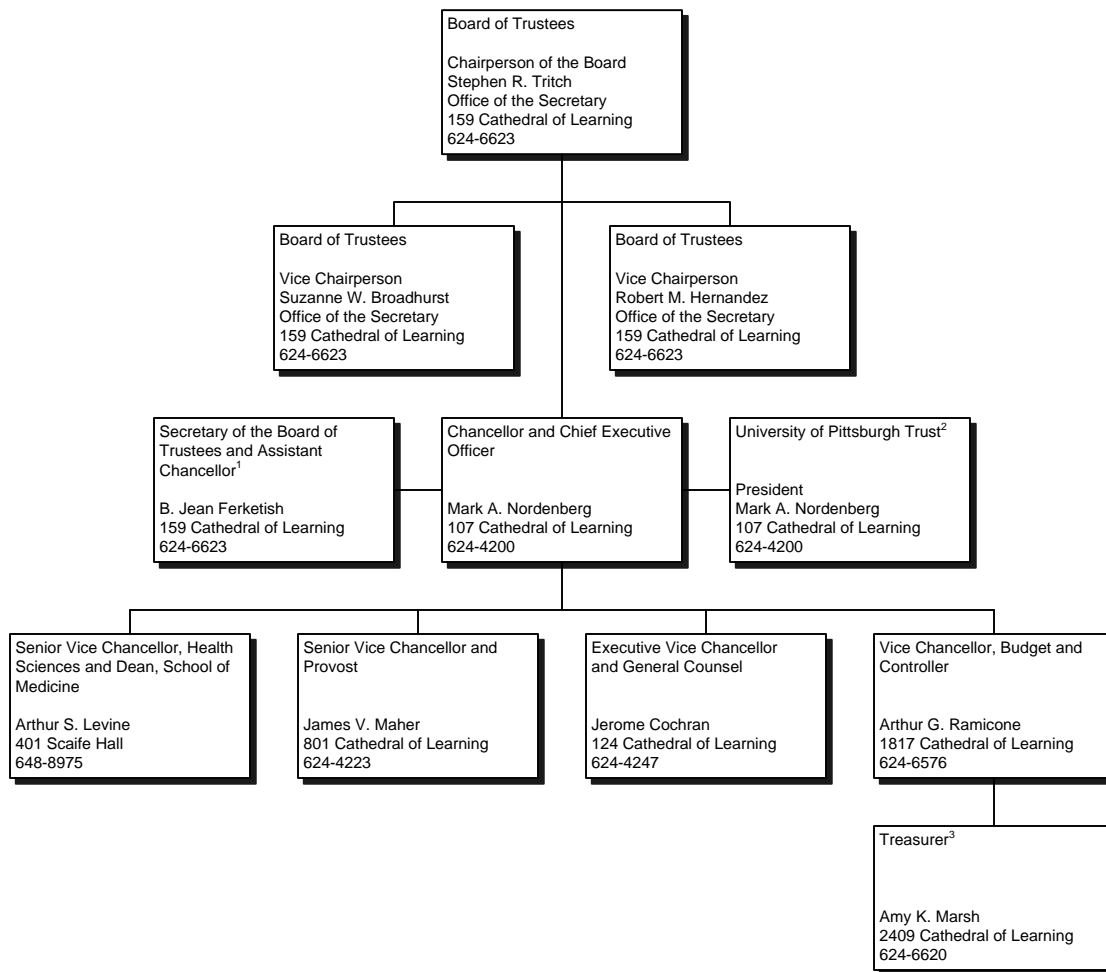
- Reed-Coit House** (residence hall)..... REEDC B3
- Seneca Building** (off map)..... SNECA G3
- Sport and Fitness Center**.....SFCTR F3
- Student Laundry Building**.....STLAU C4
- Swarts Hall** (Humanities,SWRTS C3
Social Sciences, Nursing)
- White House** (Science in Motion program)....WTHSE C1

(P) Parking (HP) Handicap Parking



University Organization

UNIVERSITY OFFICERS



¹ Individuals who also serve as University Officers include: Mary Lou Rosborough, Executive Associate Secretary of the Board of Trustees and Amy E. Burnsworth, Associate Secretary of the Board of Trustees.

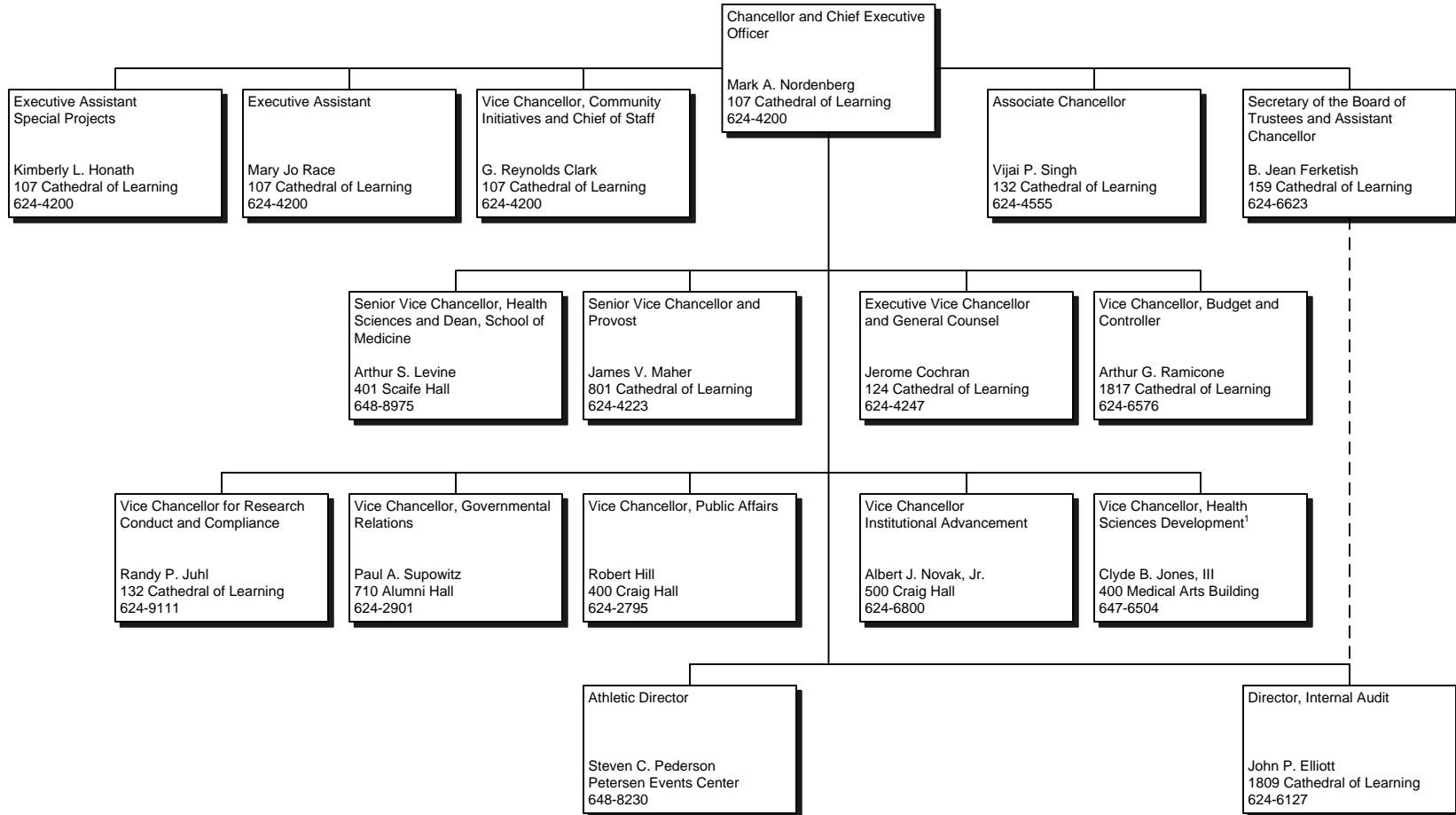
² Independent corporation with its own Board of Directors.

³ Individuals who also serve as University officers include: Susan M. Gilbert, Assistant Treasurer and Paul Lawrence, Assistant Treasurer.

Note: All telephone numbers are in the 412 area code unless indicated otherwise.



CHANCELLOR



¹ Also serves as President, MHS Foundation and as Chief Development Officer, UPMC.

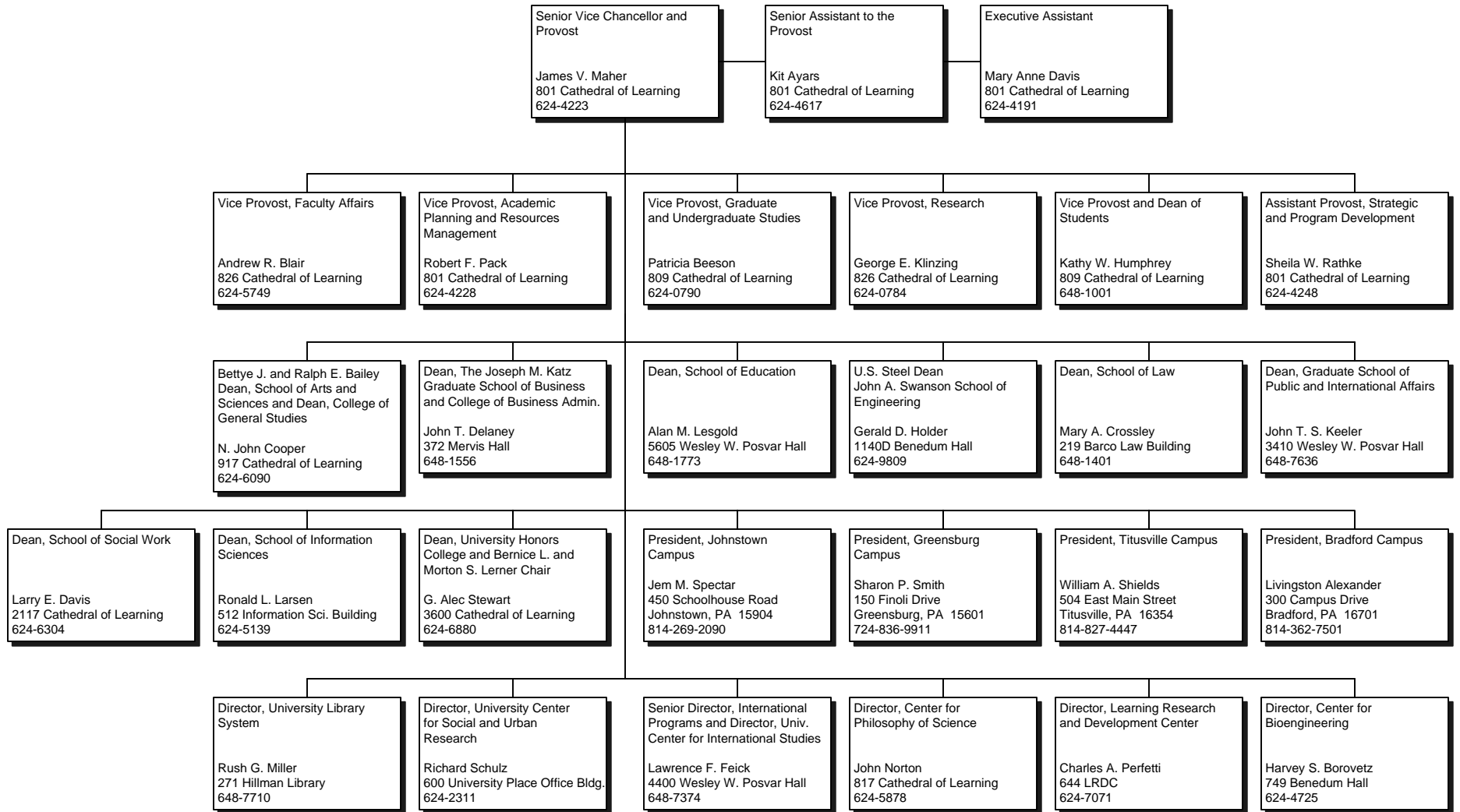
Note: All telephone numbers are in the 412 area code unless indicated otherwise.



University of Pittsburgh
2009-2010

09.2009

PROVOST – DEANS/ DIRECTORS/ PRESIDENTS



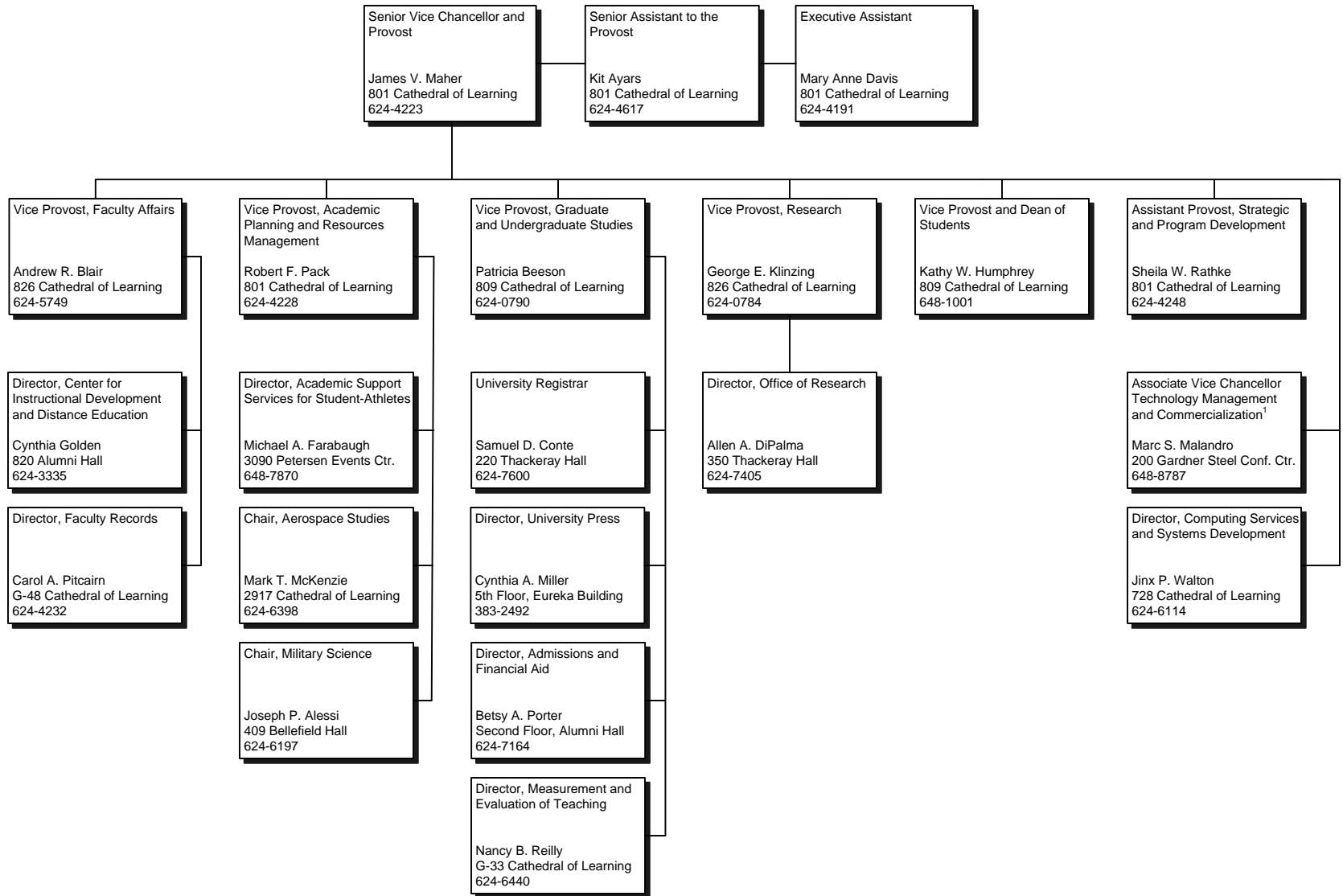
Note: All telephone numbers are in the 412 area code unless indicated otherwise.



University of Pittsburgh
2009-2010

03.2010

PROVOST – OTHER ACADEMIC AREAS

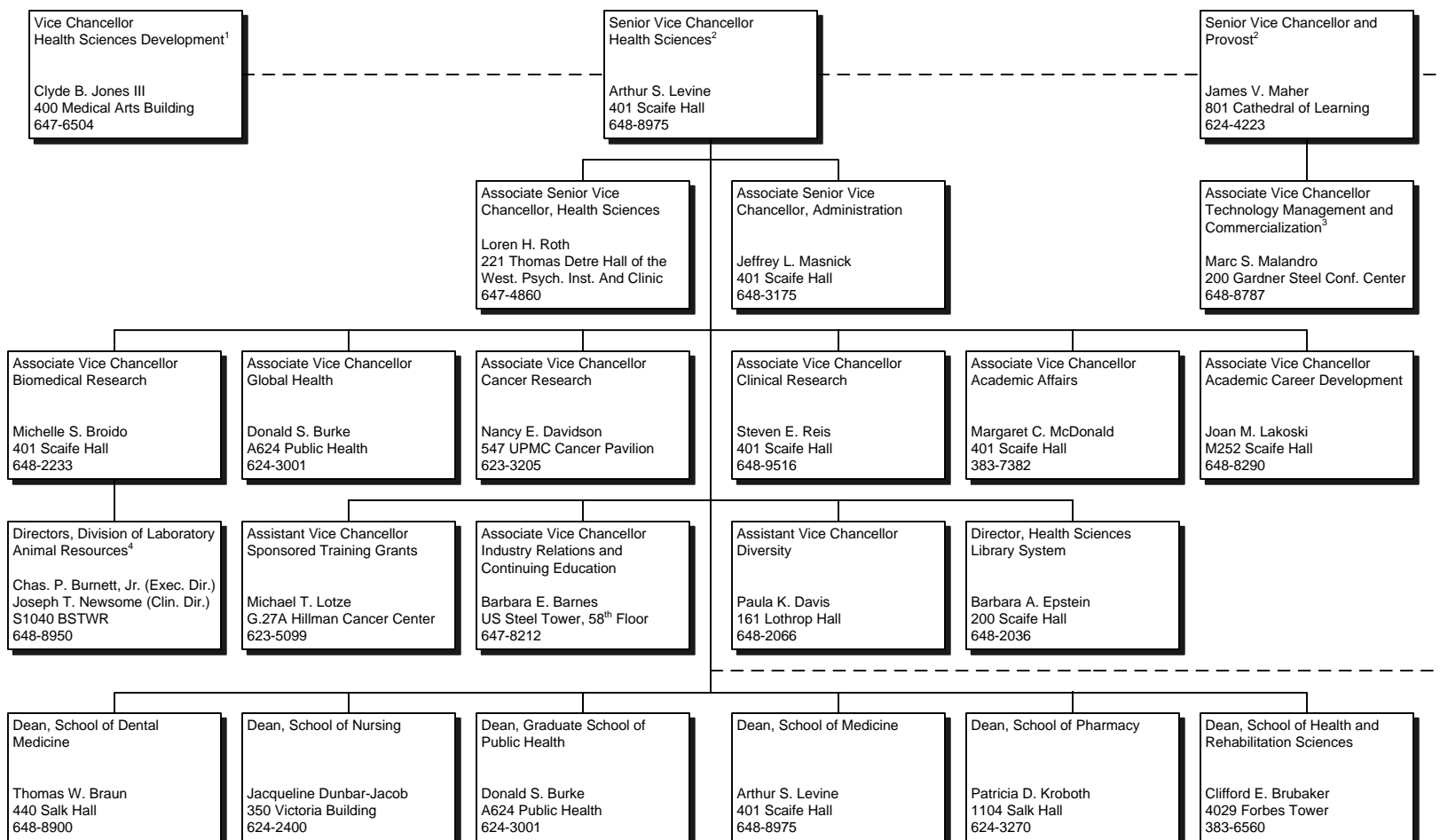


¹Reports to both the Senior Vice Chancellor and Provost and to the Senior Vice Chancellor for Health Sciences and Dean of the School of Medicine.

Note: All telephone numbers are in the 412 area code unless indicated otherwise.



HEALTH SCIENCES – DEANS AND VICE CHANCELLORS



¹ Also serves as President, MHS Foundation and as Chief Development Officer, UPMC.

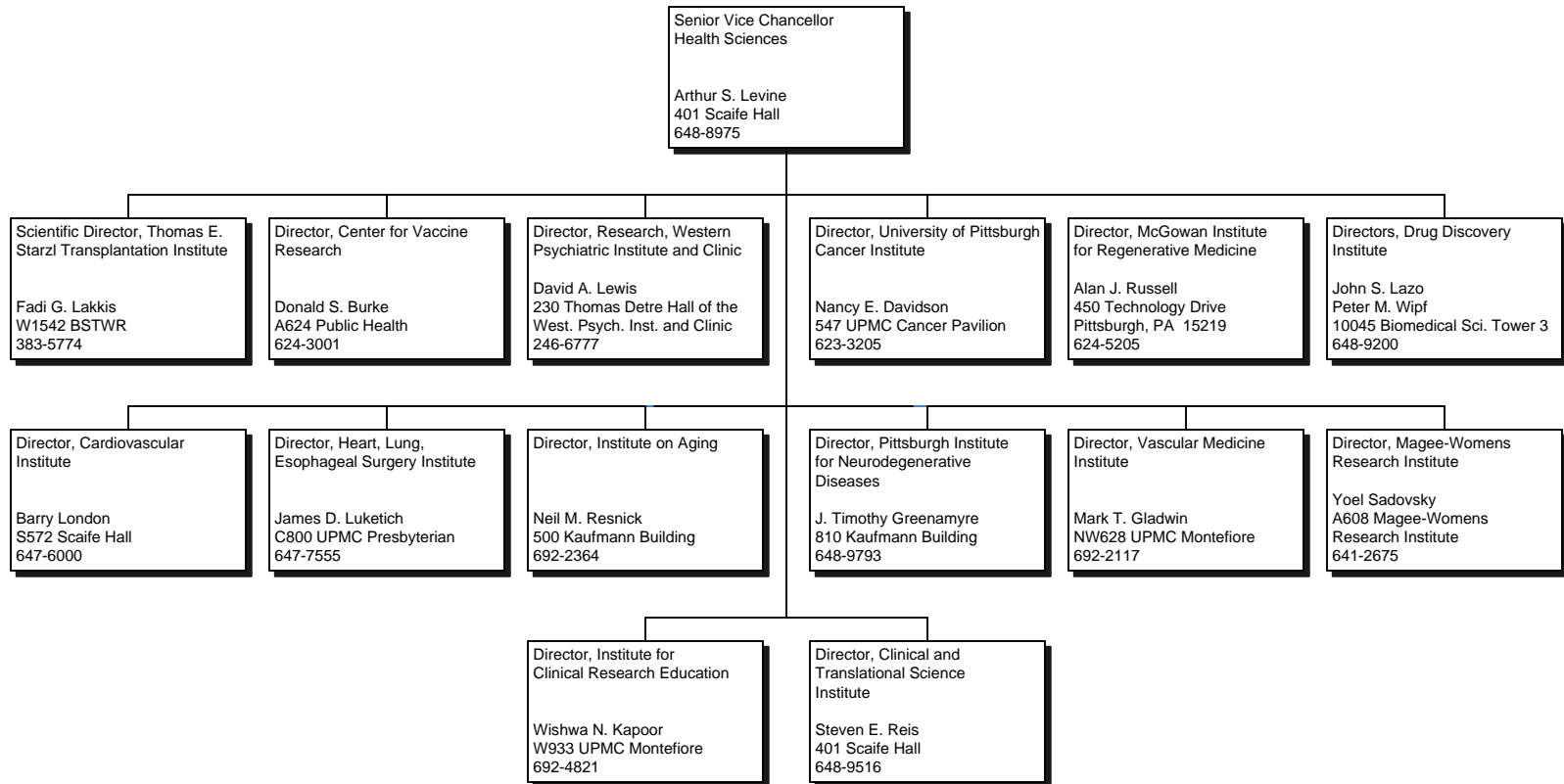
² Faculty appointments and academic degree programs require the Provost's approval.

³ Reports to both the Senior Vice Chancellor for Health Sciences and Dean of the School of Medicine and the Senior Vice Chancellor and Provost.

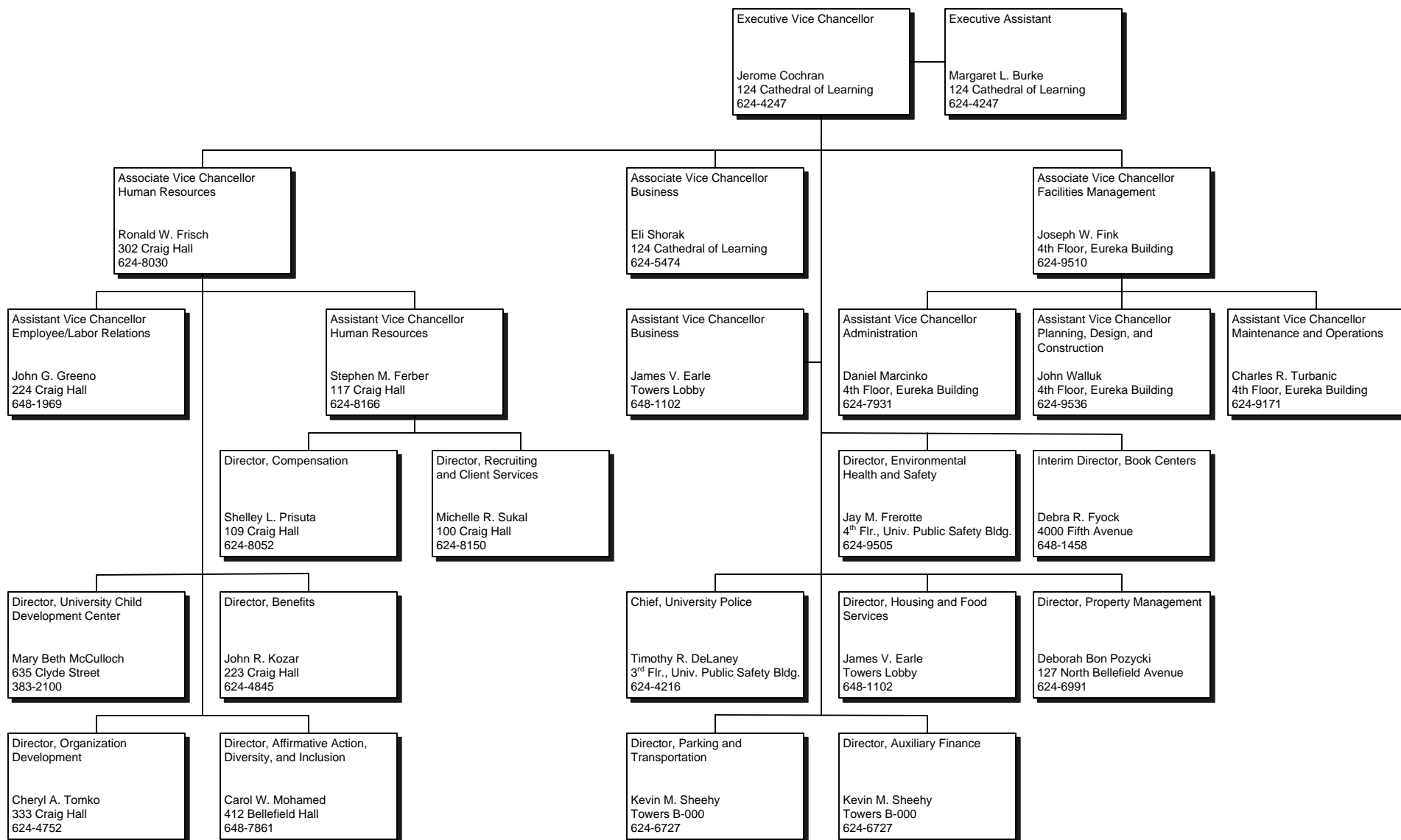
⁴ For animal care and use regulatory issues, Division of Laboratory Animal Resources reports to Research Conduct and Compliance.



HEALTH SCIENCES – INSTITUTE DIRECTORS



EXECUTIVE VICE CHANCELLOR



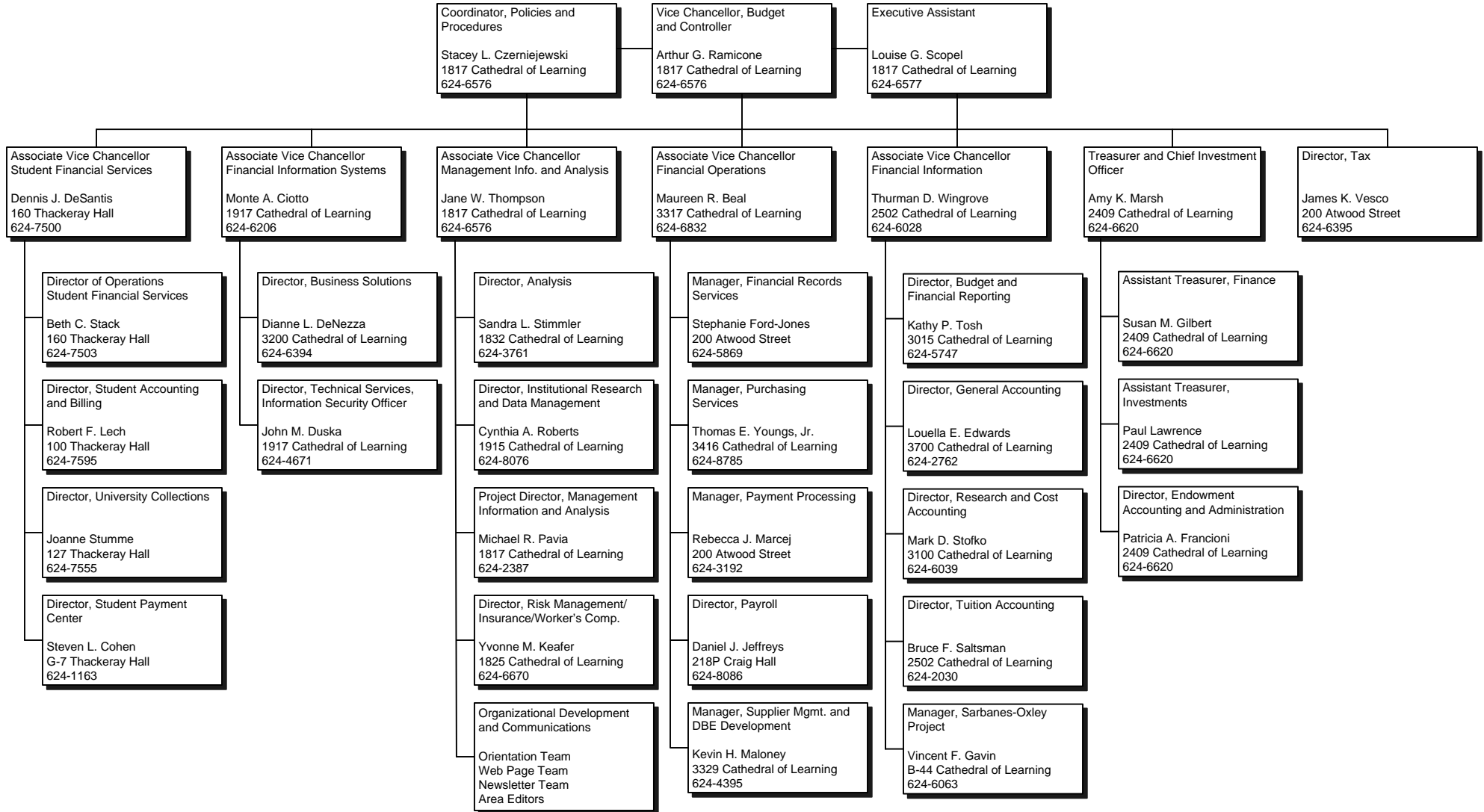
Note: All telephone numbers are in the 412 area code unless indicated otherwise.



University of Pittsburgh
2009-2010

09.2009

BUDGET AND CONTROLLER



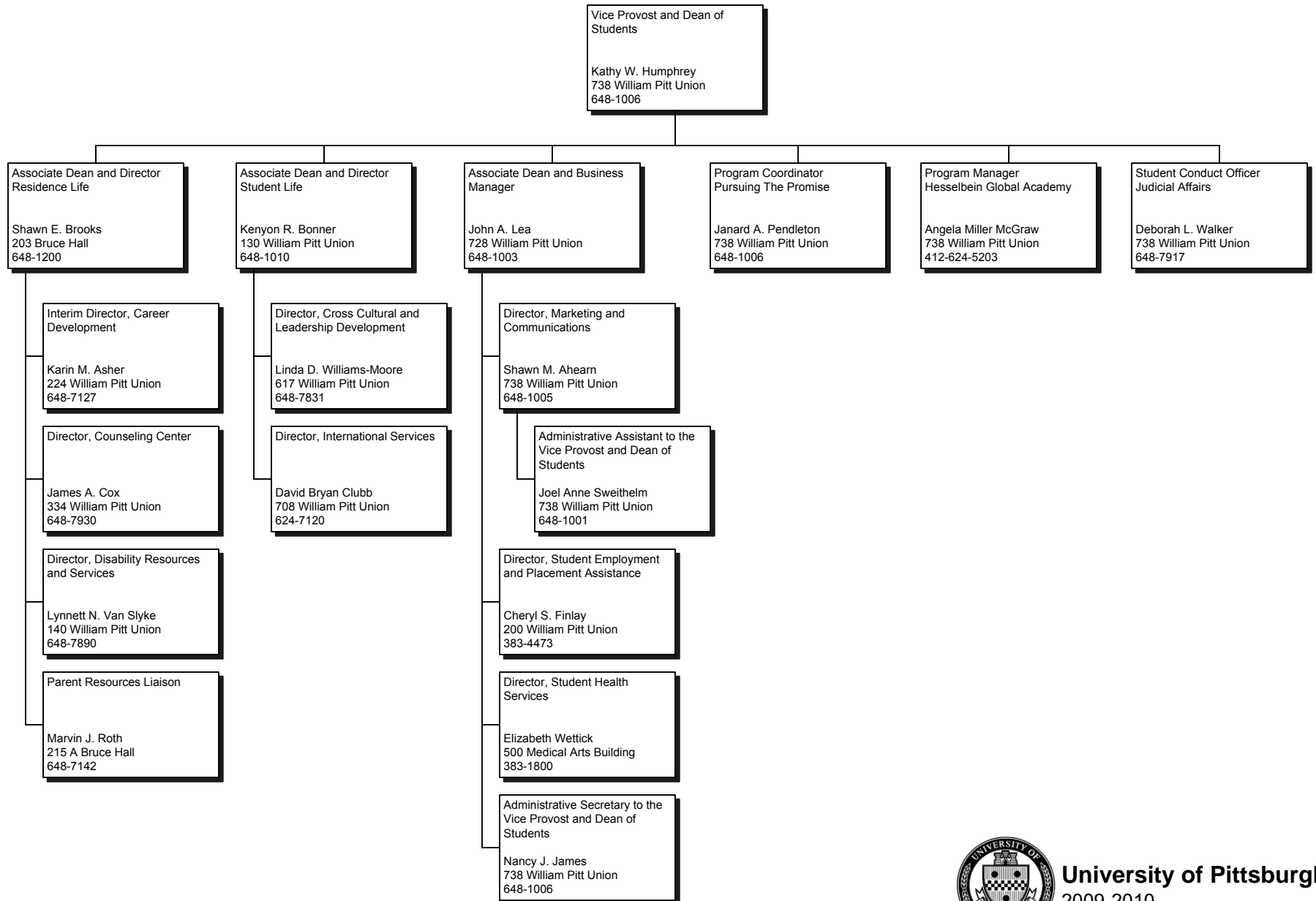
Note: All telephone numbers are in the 412 area code unless indicated otherwise.



University of Pittsburgh
2009-2010

10.2009

STUDENT AFFAIRS



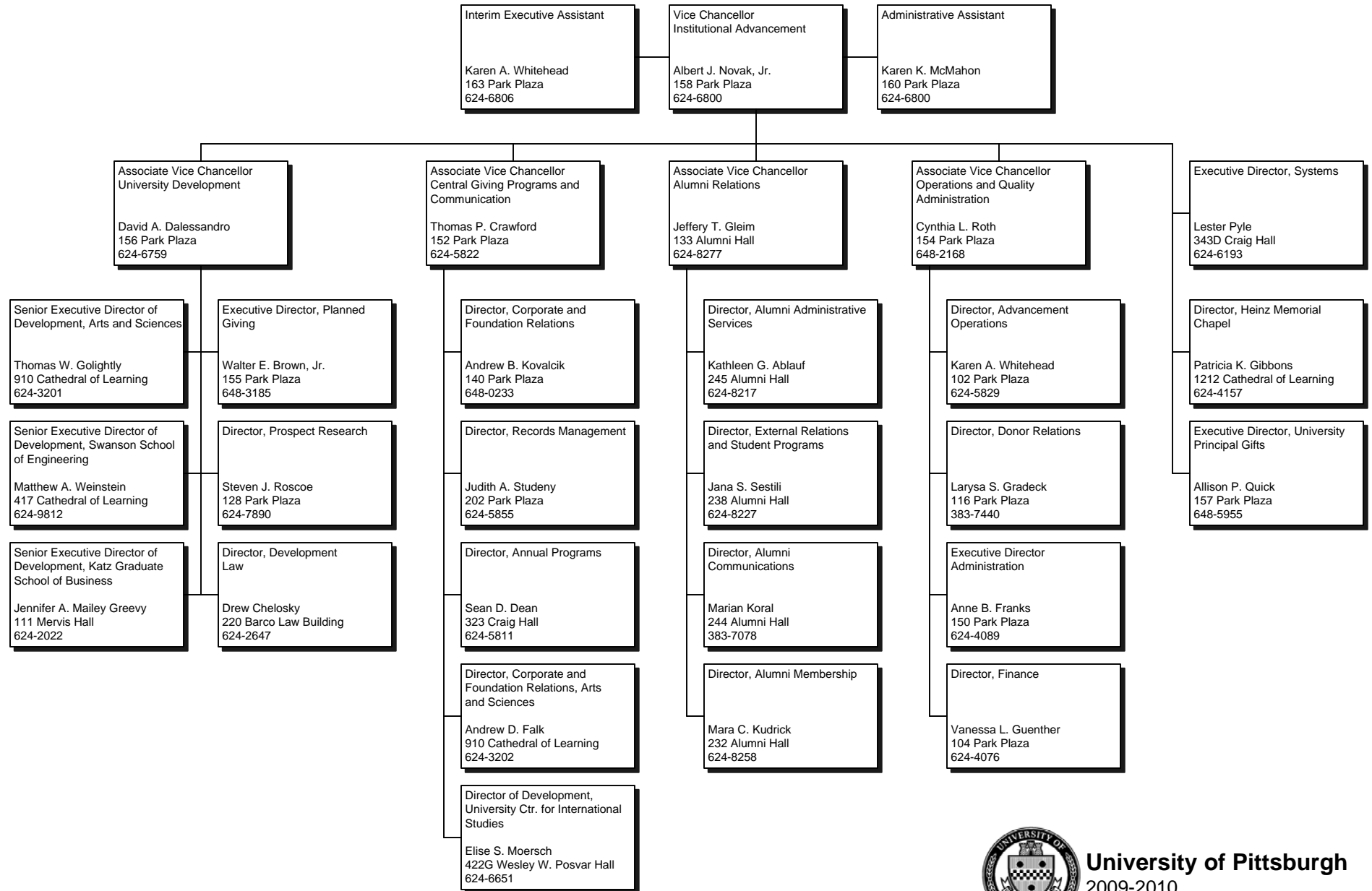
Note: All telephone numbers are in the 412 area code unless indicated otherwise.



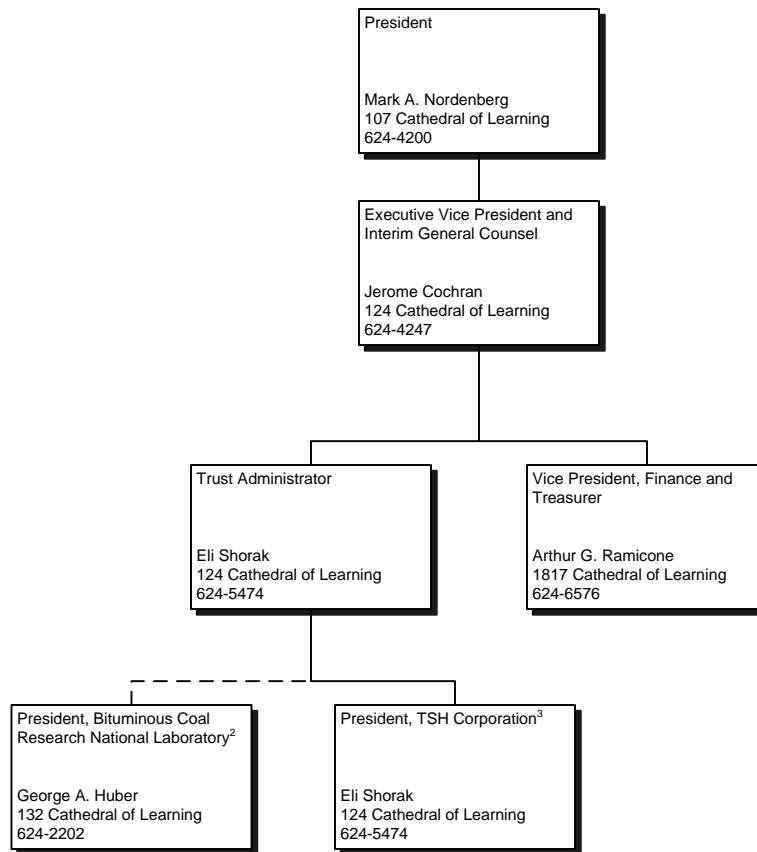
University of Pittsburgh
2009-2010

06.2010

INSTITUTIONAL ADVANCEMENT



UNIVERSITY OF PITTSBURGH TRUST¹



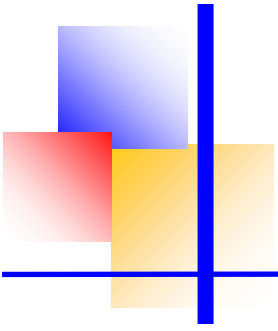
¹Independent corporation with its own Board of Directors.

²Affiliated corporation with its own Board of Directors.

³Subsidiary corporation of the University of Pittsburgh Trust with its own Board of Directors. Formerly Pittsburgh Applied Research Corporation.

Note: All telephone numbers are in the 412 area code unless indicated otherwise.





Student Information

**Headcount and FTE Enrollment by School, Level, and Status
Pittsburgh Campus, Regional Campuses and University Total
Fall Term 2009**

	Undergraduate				Graduate				Total				
	Headcount			FTE	Headcount			FTE	Headcount			FTE	
	Full-Time	Part-Time	Total		Full-Time	Part-Time	Total		Full-Time	Part-Time	Total		
Pittsburgh Campus													
Arts and Sciences	10,430	388	10,818	10,585.2	1,423	123	1,546	1,472.2	11,853	511	12,364	12,057.4	
General Studies	529	654	1,183	790.6	-	-	-	-	529	654	1,183	790.6	
Katz Graduate School of Business	-	-	-	-	415	522	937	623.8	415	522	937	623.8	
Education	228	44	272	245.6	577	665	1,242	843.0	805	709	1,514	1,088.6	
Swanson School of Engineering	2,062	42	2,104	2,078.8	470	281	751	582.4	2,532	323	2,855	2,661.2	
Law - Graduate	-	-	-	-	6	11	17	10.4	6	11	17	10.4	
Law - Doctorate Professional Practice	-	-	-	-	702	-	702	702.0	702	-	702	702.0	
Public and International Affairs	-	-	-	-	364	104	468	405.6	364	104	468	405.6	
Social Work	87	9	96	90.6	371	230	601	463.0	458	239	697	553.6	
Information Sciences	98	37	135	112.8	366	297	663	484.8	464	334	798	597.6	
College of Business Administration	1,951	70	2,021	1,979.0	-	-	-	-	1,951	70	2,021	1,979.0	
Dental Medicine - Undergraduate, Graduate	75	5	80	77.0	42	1	43	42.4	117	6	123	119.4	
Dental Medicine - Doctorate Professional Practice	-	-	-	-	317	-	317	317.0	317	-	317	317.0	
Nursing	584	44	628	601.6	163	237	400	257.8	747	281	1,028	859.4	
Pharmacy - Undergraduate, Graduate	217	1	218	217.4	39	1	40	39.4	256	2	258	256.8	
Pharmacy - Doctorate Professional Practice	-	-	-	-	211	1	212	211.4	211	1	212	211.4	
Graduate School of Public Health	-	-	-	-	412	225	637	502.0	412	225	637	502.0	
Medicine - Graduate	-	-	-	-	304	96	400	342.4	304	96	400	342.4	
Medicine - Doctorate Professional Practice	-	-	-	-	578	21	599	586.4	578	21	599	586.4	
Health and Rehabilitation Sciences	458	18	476	465.2	598	107	705	640.8	1,056	125	1,181	1,106.0	
University Center for Social and Urban Research	-	-	-	-	-	17	17	6.8	-	17	17	6.8	
Pittsburgh Campus Total	16,719	1,312	18,031	17,243.8	7,358	2,939	10,297	8,533.6	24,077	4,251	28,328	25,777.4	
Regional Campuses													
Johnstown	2,925	132	3,057	2,977.8	-	-	-	-	2,925	132	3,057	2,977.8	
Greensburg	1,676	132	1,808	1,728.8	-	-	-	-	1,676	132	1,808	1,728.8	
Titusville	466	78	544	497.2	-	-	-	-	466	78	544	497.2	
Bradford	1,455	202	1,657	1,535.8	-	-	-	-	1,455	202	1,657	1,535.8	
Regional Campuses Total	6,522	544	7,066	6,739.6	-	-	-	-	6,522	544	7,066	6,739.6	
University Total	23,241	1,856	25,097	23,983.4	7,358	2,939	10,297	8,533.6	30,599	4,795	35,394	32,517.0	

**Headcount and FTE Enrollment by School and Level
Pittsburgh Campus, Regional Campuses, and University Total
Fall Term 2004-2009**

SCHOOL	2004				2005				2006			
	Headcount			FTE	Headcount			FTE	Headcount			FTE
	Under-graduate	Graduate	Total		Under-graduate	Graduate	Total		Under-graduate	Graduate	Total	
Pittsburgh Campus												
Arts and Sciences	9,931	1,526	11,457	10,957.2	10,061	1,582	11,643	11,143.2	10,176	1,526	11,702	11,286.2
General Studies	1,932	--	1,932	1,315.8	1,693	--	1,693	1,132.0	1,740	--	1,740	1,178.4
Katz Graduate School of Business	--	755	755	495.2	--	694	694	462.4	--	801	801	503.4
Education	156	1,326	1,482	987.0	149	1,294	1,443	986.4	165	1,300	1,465	996.4
Swanson School of Engineering	1,896	562	2,458	2,305.6	1,935	544	2,479	2,356.0	1,952	552	2,504	2,373.8
Law - Graduate	--	23	23	12.2	--	24	24	10.8	--	26	26	15.2
Law - Doctorate - Professional Practice	--	742	742	739.6	--	719	719	717.2	--	741	741	738.6
Public and International Affairs	--	531	531	428.4	--	460	460	386.2	--	411	411	356.4
Social Work	107	648	755	561.2	89	633	722	541.4	72	602	674	495.8
Information Sciences	163	600	763	550.6	118	605	723	517.2	88	599	687	469.8
College of Business Administration	1,674	--	1,674	1,628.4	1,722	--	1,722	1,681.8	1,769	--	1,769	1,729.4
Dental Medicine - Undergraduate, Graduate	73	38	111	108.0	73	34	107	106.4	77	30	107	102.8
Dental Medicine - Doctorate - Professional Practice	--	303	303	302.4	--	312	312	312.0	--	318	318	318.0
Nursing	653	413	1,066	834.4	614	393	1,007	789.2	608	393	1,001	800.0
Pharmacy - Undergraduate, Graduate	195	28	223	221.2	199	24	223	223.0	209	25	234	233.4
Pharmacy - Doctorate - Professional Practice	--	175	175	173.8	--	196	196	196.0	--	198	198	197.4
Public Health	--	508	508	380.2	--	542	542	416.0	--	557	557	432.2
Medicine - Graduate	--	326	326	279.2	--	359	359	305.0	--	373	373	318.4
Medicine - Doctorate - Professional Practice	--	574	574	574.0	--	590	590	590.0	--	603	603	603.0
Health and Rehabilitation Sciences	363	461	824	752.6	371	510	881	809.0	390	535	925	859.6
International Studies (Pitt in London Program)	38	--	38	38.0	--	--	--	--	--	--	--	--
Social and Urban Research	0	11	11	4.4	0	20	20	8.0	0	24	24	9.6
Pittsburgh Campus Total	17,181	9,550	26,731	23,649.4	17,024	9,535	26,559	23,689.2	17,246	9,614	26,860	24,017.8
Regional Campuses												
Johnstown	3,209	--	3,209	3,051.2	3,173	--	3,173	3,018.2	3,142	--	3,142	2,993.8
Greensburg	1,864	--	1,864	1,739.2	1,796	--	1,796	1,703.0	1,704	--	1,704	1,620.6
Titusville	565	--	565	479.2	547	--	547	466.6	535	--	535	458.8
Bradford	1,427	--	1,427	1,216.4	1,318	--	1,318	1,133.8	1,333	--	1,333	1,210.0
Regional Campuses Total	7,065	--	7,065	6,486.0	6,834	--	6,834	6,321.6	6,714	--	6,714	6,283.2
UNIVERSITY TOTAL	24,246	9,550	33,796	30,135.4	23,858	9,535	33,393	30,010.8	23,960	9,614	33,574	30,301.0

**Headcount and FTE Enrollment by School and Level
Pittsburgh Campus, Regional Campuses, and University Total
Fall Term 2004-2009 (continued)**

SCHOOL	2007				2008				2009			
	Headcount			FTE	Headcount			FTE	Headcount			FTE
	Under-graduate	Graduate	Total		Under-graduate	Graduate	Total		Under-graduate	Graduate	Total	
Pittsburgh Campus												
Arts and Sciences	10,328	1,511	11,839	11,440.0	10,481	1,523	12,004	11,666.2	10,818	1,546	12,364	12,057.4
General Studies	1,338	--	1,338	904.8	1,196	--	1,196	776.0	1,183	--	1,183	790.6
Katz Graduate School of Business	--	897	897	585.0	--	931	931	628.6	--	937	937	623.8
Education	223	1,281	1,504	1,031.8	261	1,279	1,540	1,099.6	272	1,242	1,514	1,088.6
Swanson School of Engineering	1,997	562	2,559	2,407.8	2,014	663	2,677	2,498.2	2,104	751	2,855	2,661.2
Law - Graduate	--	23	23	14.0	--	19	19	10.6	--	17	17	10.4
Law - Doctorate - Professional Practice	--	726	726	723.6	--	724	724	720.4	--	702	702	702.0
Public and International Affairs	--	443	443	377.0	--	423	423	360.6	--	468	468	405.6
Social Work	90	571	661	505.6	99	582	681	535.2	96	601	697	553.6
Information Sciences	109	634	743	518.0	129	683	812	578.6	135	663	798	597.6
College of Business Administration	1,878	--	1,878	1,841.4	1,960	--	1,960	1,917.4	2,021	--	2,021	1,979.0
Dental Medicine - Undergraduate, Graduate	67	33	100	98.2	77	40	117	115.2	80	43	123	119.4
Dental Medicine - Doctorate - Professional Practice	--	308	308	308.0	--	322	322	322.0	--	317	317	317.0
Nursing	558	417	975	793.8	555	406	961	790.6	628	400	1,028	859.4
Pharmacy - Undergraduate, Graduate	215	26	241	239.8	214	34	248	246.2	218	40	258	256.8
Pharmacy - Doctorate - Professional Practice	--	198	198	198.0	--	208	208	207.4	--	212	212	211.4
Public Health	--	607	607	468.4	--	637	637	497.2	--	637	637	502.0
Medicine - Graduate	--	380	380	328.4	--	413	413	345.2	--	400	400	342.4
Medicine - Doctorate - Professional Practice	--	597	597	597.0	--	593	593	593.0	--	599	599	586.4
Health and Rehabilitation Sciences	405	582	987	914.4	441	646	1,087	1,021.6	476	705	1,181	1,106.0
International Studies (Pitt in London Program)	--	--	--	--	--	--	--	--	--	--	--	--
Social and Urban Research	0	16	16	6.4	0	9	9	3.6	0	17	17	6.8
Pittsburgh Campus Total	17,208	9,812	27,020	24,301.4	17,427	10,135	27,562	24,933.4	18,031	10,297	28,328	25,777.4
Regional Campuses												
Johnstown	3,121	--	3,121	3,010.6	3,032	--	3,032	2,945.0	3,057	--	3,057	2,977.8
Greensburg	1,777	--	1,777	1,694.8	1,826	--	1,826	1,737.2	1,808	--	1,808	1,728.8
Titusville	573	--	573	501.6	563	--	563	482.0	544	--	544	497.2
Bradford	1,407	--	1,407	1,278.6	1,502	--	1,502	1,394.0	1,657	--	1,657	1,535.8
Regional Campuses Total	6,878	--	6,878	6,485.6	6,923	--	6,923	6,558.2	7,066	--	7,066	6,739.6
UNIVERSITY TOTAL	24,086	9,812	33,898	30,787.0	24,350	10,135	34,485	31,491.6	25,097	10,297	35,394	32,517.0

Note: Beginning in the Fall Term 2005, enrollment in the Pitt in London Program is not displayed as a line item in this table.

**Headcount Enrollment by School, Race, Sex and Level
Pittsburgh Campus, Regional Campuses and University Total
Fall Term 2009**

Pittsburgh Campus	School/Campus	Level	International		Black Non-Hispanic		AM Indian/AK Native		Asian/Pacific Islander		Hispanic		White Non-Hispanic		Two or More Races		Race Unknown		Total
			M	F	M	F	M	F	M	F	M	F	M	F	M	F	M	F	
Arts and Sciences	UG	52	70	351	520	9	6	300	330	81	105	3,981	4,498	45	55	199	216	10,818	
	GR	303	223	10	19	2	0	14	26	19	21	447	436	1	4	8	13	1,546	
	Total	355	293	361	539	11	6	314	356	100	126	4,428	4,934	46	59	207	229	12,364	
General Studies	UG	10	13	60	94	0	1	15	16	10	11	417	435	3	6	38	54	1,183	
	Total	10	13	60	94	0	1	15	16	10	11	417	435	3	6	38	54	1,183	
Katz Graduate School of Business	GR	139	68	23	11	0	0	22	8	8	5	291	134	0	2	149	77	937	
	Total	139	68	23	11	0	0	22	8	8	5	291	134	0	2	149	77	937	
Education	UG	0	0	2	27	0	0	3	5	1	2	57	165	0	1	3	6	272	
	GR	15	54	23	64	1	1	1	17	2	10	288	721	0	4	7	34	1,242	
	Total	15	54	25	91	1	1	4	22	3	12	345	886	0	5	10	40	1,514	
Swanson School of Engineering	UG	26	16	81	46	1	0	62	27	18	6	1,403	346	5	3	51	13	2,104	
	GR	189	61	11	4	1	1	19	6	8	8	277	73	1	0	73	19	751	
	Total	215	77	92	50	2	1	81	33	26	14	1,680	419	6	3	124	32	2,855	
Law	GR	0	0	1	0	0	0	0	1	0	0	2	4	0	0	3	6	17	
	DPP	11	24	16	21	0	1	12	18	10	4	238	203	0	0	91	53	702	
	Total	11	24	17	21	0	1	12	19	10	4	240	207	0	0	94	59	719	
Public and International Affairs	GR	25	41	8	8	1	0	6	6	6	7	161	167	2	4	15	11	468	
	Total	25	41	8	8	1	0	6	6	6	7	161	167	2	4	15	11	468	
Social Work	UG	0	0	4	18	0	0	0	0	0	2	14	53	0	0	0	5	96	
	GR	3	14	21	50	1	1	1	3	6	7	61	364	0	4	7	58	601	
	Total	3	14	25	68	1	1	1	3	6	9	75	417	0	4	7	63	697	
Information Sciences	UG	2	0	7	2	0	0	3	0	0	0	95	22	0	0	3	1	135	
	GR	100	58	1	16	0	0	2	8	3	8	97	177	0	0	48	145	663	
	Total	102	58	8	18	0	0	5	8	3	8	192	199	0	0	51	146	798	
College of Business Administration	UG	28	51	46	57	1	0	66	63	7	8	967	657	10	4	37	19	2,021	
	Total	28	51	46	57	1	0	66	63	7	8	967	657	10	4	37	19	2,021	
Dental Medicine	UG	0	2	0	3	0	0	1	2	0	4	2	55	0	0	0	11	80	
	GR	10	0	0	0	0	0	2	2	2	0	6	7	0	0	9	5	43	
	DPP	4	9	0	3	1	1	23	19	13	9	135	68	2	0	18	12	317	
	Total	14	11	0	6	1	1	26	23	15	13	143	130	2	0	27	28	440	
Nursing	UG	0	3	4	27	0	0	3	19	0	5	61	483	0	5	2	16	628	
	GR	1	11	0	10	0	0	1	13	1	3	46	290	0	0	8	16	400	
	Total	1	14	4	37	0	0	4	32	1	8	107	773	0	5	10	32	1,028	
Pharmacy	UG	0	2	2	0	0	0	4	13	0	1	66	103	0	0	11	16	218	
	GR	12	5	0	1	0	1	1	0	0	0	3	8	0	0	8	1	40	
	DPP	0	0	5	4	0	0	2	15	0	2	69	108	0	0	2	5	212	
	Total	12	7	7	5	0	1	7	28	0	3	138	219	0	0	21	22	470	
Public Health	GR	53	90	11	37	0	1	10	29	3	7	103	236	1	2	12	42	637	
	Total	53	90	11	37	0	1	10	29	3	7	103	236	1	2	12	42	637	

**Headcount Enrollment by School, Race, Sex and Level
Pittsburgh Campus, Regional Campuses and University Total
Fall Term 2009**

Pittsburgh Campus	School/Campus	Level	International		Black Non-Hispanic		AM Indian/AK Native		Asian/Pacific Islander		Hispanic		White Non-Hispanic		Two or More Races		Race Unknown		Total	
			M	F	M	F	M	F	M	F	M	F	M	F	M	F	M	F		
Pittsburgh Campus	Medicine	GR	49	61	1	4	1	0	14	7	0	4	66	74	0	0	59	60	400	
		DPP	0	0	9	6	1	1	28	23	1	2	52	45	0	0	236	195	599	
		Total	49	61	10	10	2	1	42	30	1	6	118	119	0	0	295	255	999	
	Health and Rehabilitation Sciences	UG	0	3	7	25	0	0	3	15	3	4	99	306	0	1	2	8	476	
		GR	58	77	9	13	0	0	4	13	1	2	113	365	0	1	8	41	705	
		Total	58	80	16	38	0	0	7	28	4	6	212	671	0	2	10	49	1,181	
	Univ. Center for Social and Urban Research	GR	0	0	0	3	0	0	0	0	0	0	1	3	0	0	2	8	17	
		Total	0	0	0	3	0	0	0	0	0	0	1	3	0	0	2	8	17	
	Total			1,090	956	713	1,093	20	15	622	704	203	247	9,618	10,606	70	96	1,109	1,166	28,328
	Regional Campuses	Johnstown	UG	14	7	39	34	2	0	26	22	20	17	1,531	1,287	8	8	21	21	3,057
Total			14	7	39	34	2	0	26	22	20	17	1,531	1,287	8	8	21	21	3,057	
Greensburg		UG	2	3	40	48	2	2	22	20	20	10	728	712	4	4	96	95	1,808	
		Total	2	3	40	48	2	2	22	20	20	10	728	712	4	4	96	95	1,808	
Titusville		UG	0	0	51	57	3	1	6	6	4	8	115	261	5	7	4	16	544	
		Total	0	0	51	57	3	1	6	6	4	8	115	261	5	7	4	16	544	
Bradford		UG	0	3	33	54	2	5	22	13	15	9	628	778	2	6	43	44	1,657	
		Total	0	3	33	54	2	5	22	13	15	9	628	778	2	6	43	44	1,657	
Total			16	13	163	193	9	8	76	61	59	44	3,002	3,038	19	25	164	176	7,066	
Total			1,106	969	876	1,286	29	23	698	765	262	291	12,620	13,644	89	121	1,273	1,342	35,394	

Pittsburgh Campus	UG	118	160	564	819	11	7	460	490	120	148	7,162	7,123	63	75	346	365	18,031	
	GR	957	763	119	240	7	5	97	139	59	82	1,962	3,059	5	21	416	536	8,467	
	DPP	15	33	30	34	2	3	65	75	24	17	494	424	2	0	347	265	1,830	
	Total	1,090	956	713	1,093	20	15	622	704	203	247	9,618	10,606	70	96	1,109	1,166	28,328	
Regional Campuses	UG	16	13	163	193	9	8	76	61	59	44	3,002	3,038	19	25	164	176	7,066	
	Total	16	13	163	193	9	8	76	61	59	44	3,002	3,038	19	25	164	176	7,066	
Total			1,106	969	876	1,286	29	23	698	765	262	291	12,620	13,644	89	121	1,273	1,342	35,394
Total University	UG	134	173	727	1,012	20	15	536	551	179	192	10,164	10,161	82	100	510	541	25,097	
	GR	957	763	119	240	7	5	97	139	59	82	1,962	3,059	5	21	416	536	8,467	
	DPP	15	33	30	34	2	3	65	75	24	17	494	424	2	0	347	265	1,830	
	Total	1,106	969	876	1,286	29	23	698	765	262	291	12,620	13,644	89	121	1,273	1,342	35,394	

Note: The Doctorate - Professional Practice (DDP) degree is conferred upon completion of a program providing the knowledge and skills for the recognition, credential, or license required for professional practice. These degrees were formerly classified as "first-professional."

**Headcount Enrollment by Level, Residency and Status
Pittsburgh Campus, Regional Campuses and University Total
Fall Term 2009**

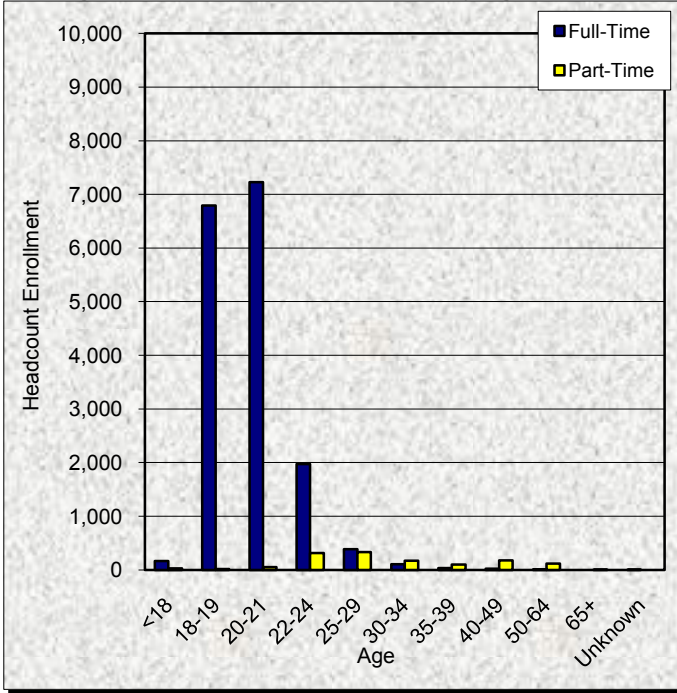
Pittsburgh Campus	Full-Time		Part-Time		Total	
Pittsburgh						
Undergraduate						
Pennsylvania Residents	12,828	77%	1,235	94%	14,063	78%
Out-of-State Residents	3,891	23%	77	6%	3,968	22%
	16,719		1,312		18,031	
Graduate						
Pennsylvania Residents	3,439	47%	2,611	89%	6,050	59%
Out-of-State Residents	3,919	53%	328	11%	4,247	41%
	7,358		2,939		10,297	
Pittsburgh Summary						
Pennsylvania Residents	16,267	68%	3,846	90%	20,113	71%
Out-of-State Residents	7,810	32%	405	10%	8,215	29%
	24,077		4,251		28,328	

Regional Campuses	Full-Time		Part-Time		Total	
Johnstown						
Undergraduate						
Pennsylvania Residents	2,861	98%	132	100%	2,993	98%
Out-of-State Residents	64	2%	0	0%	64	2%
	2,925		132		3,057	
Greensburg						
Undergraduate						
Pennsylvania Residents	1,642	98%	130	98%	1,772	98%
Out-of-State Residents	34	2%	2	2%	36	2%
	1,676		132		1,808	
Titusville						
Undergraduate						
Pennsylvania Residents	423	91%	78	100%	501	92%
Out-of-State Residents	43	9%	0	0%	43	8%
	466		78		544	
Bradford						
Undergraduate						
Pennsylvania Residents	1,207	83%	193	96%	1,400	84%
Out-of-State Residents	248	17%	9	4%	257	16%
	1,455		202		1,657	
Regional Summary						
Pennsylvania Residents	6,133	94%	533	98%	6,666	94%
Out-of-State Residents	389	6%	11	2%	400	6%
	6,522		544		7,066	

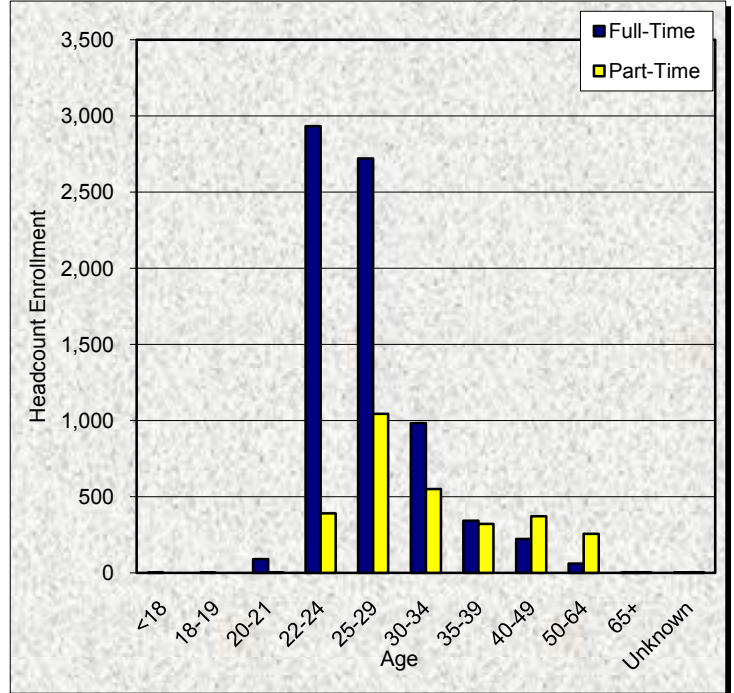
University Total						
Pennsylvania Residents	22,400	73%	4,379	91%	26,779	76%
Out-of-State Residents	8,199	27%	416	9%	8,615	24%
	30,599		4,795		35,394	

Headcount Enrollment by Age, Level, and Status Pittsburgh Campus Fall Term 2009

Undergraduate Headcount Enrollment by Age and Status



Graduate Headcount Enrollment by Age and Status



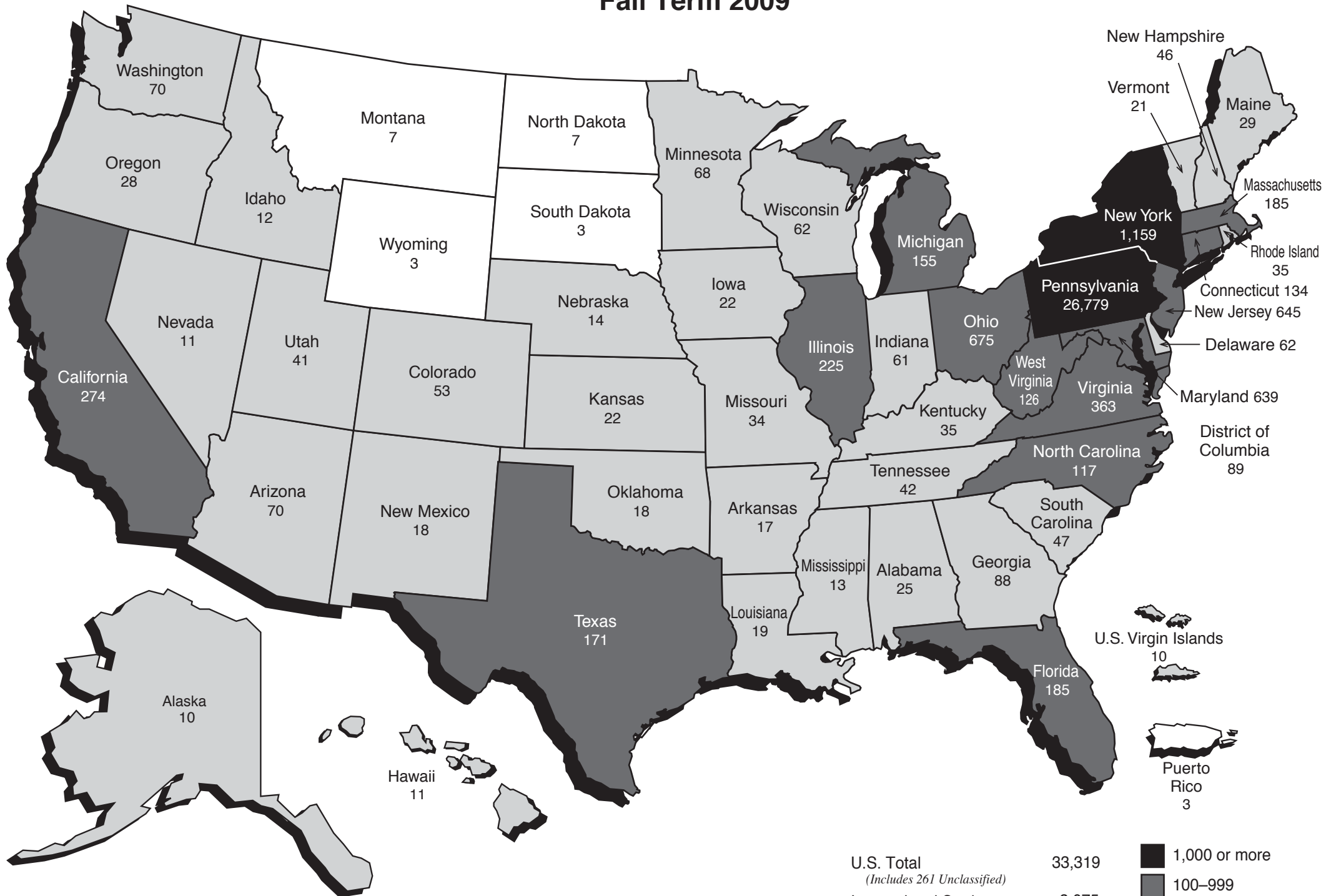
Age	Undergraduate			Graduate			Total		
	Full-Time	Part-Time	Total	Full-Time	Part-Time	Total	Full-Time	Part-Time	Total
<18	164	29	193	2	0	2	166	29	195
18-19	6,793	15	6,808	1	0	1	6,794	15	6,809
20-21	7,228	55	7,283	90	3	93	7,318	58	7,376
22-24	1,975	313	2,288	2,934	389	3,323	4,909	702	5,611
25-29	387	330	717	2,720	1,043	3,763	3,107	1,373	4,480
30-34	103	172	275	983	549	1,532	1,086	721	1,807
35-39	34	100	134	342	321	663	376	421	797
40-49	24	175	199	222	371	593	246	546	792
50-64	9	119	128	61	256	317	70	375	445
65+	0	4	4	2	4	6	2	8	10
Unknown	2	0	2	1	3	4	3	3	6
Total	16,719	1,312	18,031	7,358	2,939	10,297	24,077	4,251	28,328
Average Age	20	32	21	27	33	29	22	33	24

Note: Graduate figures include graduate and doctorate - professional practice students.

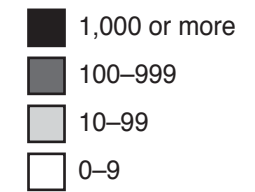
Headcount Enrollment by State or Territory

Total University

Fall Term 2009



U.S. Total	33,319
<i>(Includes 261 Unclassified)</i>	
International Students	2,075
TOTAL	<u><u>35,394</u></u>



Note: Figures include undergraduate, graduate, and doctorate-professional practice students.

**Headcount Enrollment of International Students by Country of Origin
Pittsburgh Campus
Fall Term 2009**

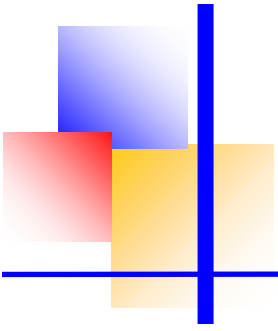
Afghanistan	2	Hong Kong	12	Poland	9
Argentina	8	Hungary	2	Romania	9
Australia	9	Iceland	1	Russia	16
Azerbaijan	4	India	265	Saint Lucia	3
Bahamas, The	1	Indonesia	14	Saudi Arabia	45
Bangladesh	9	Iran	22	Serbia	6
Belarus	1	Israel	9	Singapore	5
Benin	1	Italy	9	Slovakia	6
Bermuda	1	Jamaica	3	South Africa	4
Bolivia	4	Japan	35	Spain	9
Botswana	1	Jordan	11	Sri Lanka	6
Brazil	36	Kazakhstan	7	St Vincent and the Grenadines	1
Bulgaria	7	Kenya	2	Sudan	1
Burma (Myanmar)	1	Korea, South	173	Sweden	2
Cameroon	3	Kosovo	2	Syria	1
Canada	55	Kuwait	12	Taiwan	123
Cape Verde	1	Latvia	1	Thailand	28
Chile	7	Lebanon	11	Trinidad and Tobago	4
China	635	Liberia	1	Turkey	66
Colombia	33	Libya	4	Uganda	1
Costa Rica	4	Macedonia	3	Ukraine	7
Cyprus	3	Malawi	1	United Arab Emirates	3
Czech Republic	37	Malaysia	18	United Kingdom	6
Dominica	1	Mali	2	Uzbekistan	1
Dominican Republic	1	Mexico	22	Venezuela	2
Ecuador	6	Mongolia	2	Vietnam	6
Egypt	8	Morocco	1	Yemen	2
El Salvador	1	Nepal	5	Yugoslavia	5
Finland	3	Netherlands	6	Zambia	1
France	10	New Zealand	4	Zimbabwe	3
Gabon	1	Nigeria	23	Unclassified	3
Georgia	2	Norway	2		
Germany	32	Pakistan	9		
Ghana	5	Panama	1		
Greece	6	Peru	19		
Guatemala	3	Philippines	6		
				Pittsburgh Campus Total	<u>2,046</u>

The ten countries from which the most international students originate are listed in descending order: China, India, South Korea, Taiwan, Turkey, Canada, Saudi Arabia, Czech Republic, Brazil, and Japan.

Notes: Figures include undergraduate, graduate and doctorate - professional practice students.

There are 29 international students enrolled at the regional campuses.

Total international student enrollment: 2,075.



Degree and Certificate Programs

**Number of Degrees Conferred by Degree Category and School
Pittsburgh Campus, Regional Campuses, and University Total
Fiscal Year 2005 to 2009**

	2005	2006	2007	2008	2009
DEGREE CATEGORY					
Pittsburgh Campus					
Baccalaureate					
School of Arts and Sciences	2,159	2,189	2,037	2,124	2,062
College of General Studies	374	321	281	293	299
School of Education	63	52	46	74	96
Swanson School of Engineering	365	371	385	475	402
School of Social Work	52	37	34	26	55
School of Information Sciences	97	85	56	42	51
College of Business Administration	483	533	501	503	537
School of Nursing	206	197	192	204	154
School of Health and Rehabilitation Sciences	190	149	181	172	200
Baccalaureate Total	3,989	3,934	3,713	3,913	3,856
Master's					
School of Arts and Sciences	175	192	176	192	162
Joseph M. Katz Graduate School of Business	351	292	300	358	391
School of Education	296	317	476	318	365
Swanson School of Engineering	123	116	92	117	93
School of Law	9	10	13	12	8
Graduate School of Public and International Affairs	177	206	170	172	148
School of Social Work	164	236	211	212	174
School of Information Sciences	263	241	251	264	252
School of Dental Medicine	0	0	0	0	1
School of Nursing	93	89	105	78	81
School of Pharmacy	0	0	1	0	1
Graduate School of Public Health	92	93	123	127	133
School of Medicine	23	23	23	26	26
School of Health and Rehabilitation Sciences	89	95	144	130	158
Master's Total	1,855	1,910	2,085	2,006	1,993
Doctorate					
School of Arts and Sciences	119	142	146	161	148
Joseph M. Katz Graduate School of Business	11	16	11	15	11
School of Education	56	50	59	61	41
Swanson School of Engineering	41	49	44	37	48
Graduate School of Public and International Affairs	2	9	12	8	10
School of Social Work	11	7	2	11	5
School of Information Sciences	15	6	12	15	14
School of Nursing	8	5	5	9	14
School of Pharmacy	6	6	4	3	4
Graduate School of Public Health	33	28	36	38	58
School of Medicine	15	38	44	34	37
School of Health and Rehabilitation Sciences	55	57	49	71	58
Doctorate Total	372	413	424	463	448

**Number of Degrees Conferred by Degree Category and School
Pittsburgh Campus, Regional Campuses, and University Total
Fiscal Year 2005 to 2009**

	2005	2006	2007	2008	2009
DEGREE CATEGORY					
Pittsburgh Campus (continued)					
Doctorate - Professional Practice					
School of Law	271	227	256	256	244
School of Dental Medicine	76	66	84	72	83
School of Pharmacy	76	98	100	96	100
School of Medicine	141	126	146	139	147
Doctorate - Professional Practice Total	<u>564</u>	<u>517</u>	<u>586</u>	<u>563</u>	<u>574</u>
Pittsburgh Campus Total	6,780	6,774	6,808	6,945	6,871
Regional Campuses					
Associate					
University of Pittsburgh at Johnstown	14	12	17	21	15
University of Pittsburgh at Titusville	33	41	50	49	54
University of Pittsburgh at Bradford	44	40	35	34	52
Associate Total	<u>91</u>	<u>93</u>	<u>102</u>	<u>104</u>	<u>121</u>
Baccalaureate					
University of Pittsburgh at Johnstown	501	552	554	533	494
University of Pittsburgh at Greensburg	297	306	261	225	285
University of Pittsburgh at Bradford	149	192	184	191	238
Baccalaureate Total	<u>947</u>	<u>1,050</u>	<u>999</u>	<u>949</u>	<u>1,017</u>
Regional Campuses Total	1,038	1,143	1,101	1,053	1,138
 UNIVERSITY TOTAL	 <u><u>7,818</u></u>	 <u><u>7,917</u></u>	 <u><u>7,909</u></u>	 <u><u>7,998</u></u>	 <u><u>8,009</u></u>

**Number of Degree Programs Offered by Degree Category and Degree Type
Pittsburgh Campus, Regional Campuses, and University Total
Fall Term 2009**

UNIVERSITY DEGREE PROGRAMS, TOTAL			440
PITTSBURGH CAMPUS DEGREE PROGRAMS, TOTAL			329
Baccalaureate Degree Programs, Total			105
Bachelor of Arts	BA		48
Bachelor of Arts in Social Work	BASW		1
Bachelor of Philosophy ¹	BPhil		2
Bachelor of Science	BS		37
Bachelor of Science in Business Administration	BSBA		5
Bachelor of Science in Engineering	BSE		9
Bachelor of Science in Nursing	BSN		3
Master's Degree Programs, Total			131
Master of Arts	MA		32
Master of Arts in Teaching	MAT		1
Master of Business Administration	MBA		3
Master of Dental Science	MDS		5
Master of Education	MEd		3
Master of Fine Arts	MFA		2
Master of Health Administration	MHA		1
Master of International Business	MIB		1
Master of International Development	MID		3
Master of Library and Information Science	MLIS		1
Master of Occupational Therapy	MOT		1
Master of Public Administration	MPA		3
Master of Public Health	MPH		9
Master of Public and International Affairs	MPIA		3
Master of Public Policy and Management	MPPM		1
Master of Science	MS		45
Master of Science in Bioengineering	MSBENG		1
Master of Science in Chemical Engineering	MSChE		1
Master of Science in Civil Engineering	MSCE		1
Master of Science in Computer Engineering	MSCOE		1
Master of Science in Electrical Engineering	MSEE		1
Master of Science in Industrial Engineering	MSIE		1
Master of Science in Information Science	MSIS		1
Master of Science in Materials Science and Engineering	MSMSE		1
Master of Science in Mechanical Engineering	MSME		1
Master of Science in Nursing	MSN		4
Master of Science in Petroleum Engineering	MSPE		1
Master of Science in Telecommunications	MST		1
Master of Social Work	MSW		1
Master of Studies in Law	MSL		1
Doctor's Degree - Research/Scholarship Programs, Total			88
Doctor of Audiology	AuD		1
Doctor of Clinical Science	CSCD		1
Doctor of Education	EdD		2
Doctor of Jurisprudence	JSD		1
Doctor of Nursing Practice	DNP		4
Doctor of Philosophy	PhD		73
Doctor of Physical Therapy	DPT		1
Doctor of Public Health	DrPH		5

**Number of Degree Programs Offered by Degree Category and Degree Type
Pittsburgh Campus, Regional Campuses, and University Total
Fall Term 2009**

PITTSBURGH CAMPUS (continued)

Doctor's Degree - Professional Practice Programs, Total			5
Doctor of Dental Medicine	DMD		1
Doctor of Medicine	MD		1
Doctor of Pharmacy	PharmD		1
Juris Doctor	JD		1
Master of Laws	LLM		1

REGIONAL CAMPUSES DEGREE PROGRAMS, TOTAL **111**

JOHNSTOWN CAMPUS DEGREE PROGRAMS, TOTAL **37**

Associate Degree Programs, Total			3
Associate of Science	AS		3
Baccalaureate Degree Programs, Total			34
Bachelor of Arts	BA		17
Bachelor of Science	BS		14
Bachelor of Science in Civil Engineering Technology	BSCET		1
Bachelor of Science in Electrical Engineering Technology	BSEET		1
Bachelor of Science in Mechanical Engineering Technology	BSMET		1

GREENSBURG CAMPUS DEGREE PROGRAMS, TOTAL **23**

Baccalaureate Degree Programs, Total			23
Bachelor of Arts	BA		12
Bachelor of Science	BS		11

TITUSVILLE CAMPUS DEGREE PROGRAMS, TOTAL **8**

Associate Degree Program Total			8
Associate of Arts	AA		2
Associate of Science	AS		6

BRADFORD CAMPUS DEGREE PROGRAMS, TOTAL **43**

Associate Degree Programs, Total			5
Associate of Arts	AA		1
Associate of Science	AS		4
Baccalaureate Degree Programs, Total			38
Bachelor of Arts	BA		14
Bachelor of Science	BS		23
Bachelor of Science in Nursing	BSN		1

¹The Bachelor of Philosophy degree (BPhil) is offered through the Honors College and is available in all baccalaureate programs. As such, it is enumerated only once in this table. The one exception to that is the Arts and Sciences degree program, International and Area Studies, in which the sole baccalaureate awarded is the BPhil.

Notes: Figures shown reflect those degree programs which are currently offered.

Application to certain programs, and the subsequent conferring of specific, non-terminal degrees in these programs, may be contingent upon departmental guidelines.

The above figures do not include the combined major and numerous dual, joint, and cooperative degree programs.

**Number of Degree Programs Offered by Degree Category and School
Pittsburgh Campus, Regional Campuses, and University Total
Fall Term 2009**

SCHOOL	Associate	Baccalaureate	Master's	Doctor's Degree		Total
				Research/ Scholarship	Professional Practice	
Pittsburgh Campus						
Arts and Sciences	0	64	46	32	0	142
General Studies	0	12	0	0	0	12
Honors College	0	1	0	0	0	1
Katz Graduate School of Business	0	0	6	1	0	7
Education	0	2	10	7	0	19
Swanson School of Engineering	0	9	9	9	0	27
Law	0	0	1	1	2	4
Public and International Affairs	0	0	10	1	0	11
Social Work	0	1	1	1	0	3
Information Sciences	0	1	3	2	0	6
College of Business Administration	0	5	0	0	0	5
Dental Medicine	0	0	5	0	1	6
Nursing	0	3	4	5	0	12
Pharmacy	0	0	2	1	1	4
Public Health	0	0	16	12	0	28
Medicine	0	0	11	11	1	23
Health and Rehabilitation Sciences	0	7	7	5	0	19
Pittsburgh Campus Total	0	105	131	88	5	329
Regional Campuses						
Johnstown	3	34	0	0	0	37
Greensburg	0	23	0	0	0	23
Titusville	8	0	0	0	0	8
Bradford	5	38	0	0	0	43
Regional Campuses Total	16	95	0	0	0	111
UNIVERSITY TOTAL	<u>16</u>	<u>200</u>	<u>131</u>	<u>88</u>	<u>5</u>	<u>440</u>

Notes: Degree programs enumerated here are those that are currently offered, that is, those to which students can be admitted.

Application to certain programs and the subsequent conferring of specific, non-terminal degrees in these programs are contingent upon departmental guidelines.

The Bachelor of Philosophy degree (BPhil) is offered through the Honors College and is available in all baccalaureate programs. As such, it is enumerated only once in this table. The one exception to that is the Arts and Sciences degree program, International and Area Studies, in which the sole baccalaureate awarded is the BPhil.

Offered in addition to those programs enumerated here are the combined major and numerous dual, joint and cooperative degree programs.

**Degree and Certificate Programs Offered by School and Degree and CertificateType
Fall Term 2009**

School and Program	Undergraduate Certificate	Graduate Certificate	Associate	Baccalaureate	Master's	Doctor's Degree Research/Scholarship	Doctor's Degree Professional Practice
Arts and Sciences - Humanities							
American Sign Language	CERT						
Architectural Studies				BA			
Bioethics					MA		
Children's Literature	CERT						
Chinese				BA			
Classics				BA	MA	PhD	
Communication: Rhetoric and Communication				BA	MA	PhD	
Composition, Literacy, and Pedagogy		ADVCTM ADVCTD					
Cultural Studies		ADVCTM ADVCTD					
East Asian Studies					MA		
English					MA MFA	PhD	
English Literature				BA			
English Writing				BA			
Film Studies		ADVCTM ADVCTD		BA			
French				BA	MA	PhD	
German				BA			
German Language	CERT						
German Studies					MA	PhD	
Hispanic Language and Literature					MA	PhD	
Hispanic Linguistics					MA	PhD	
History and Philosophy of Science				BA	MA	PhD	
History of Art and Architecture				BA	MA	PhD	
Italian				BA	MA		
Japanese				BA			
Jewish Studies	CERT						
Linguistics				BA	MA	PhD	
Medieval and Renaissance Studies	CERT	ADVCT					
Music				BA	MA	PhD	
Philosophy				BA	MA	PhD	
Polish				BA			
Public and Professional Writing	CERT						
Religion, Cooperative Program in						PhD	
Religious Studies				BA	MA		
Russian				BA			
Slavic Languages and Literatures					MA	PhD	
Slavic Studies				BA			
Spanish				BA			
Studio Arts				BA			
Teaching English to Speakers of Other Languages		ADVCT					
Theatre Arts				BA	MA MFA	PhD	
Arts and Sciences - Natural Sciences							
Actuarial Mathematics				BS			
Applied Mathematics				BS	MA MS		
Applied Statistics					MA MS		
Bioinformatics				BS			
Biological Sciences				BS	MS	PhD	
Chemistry				BS	MS	PhD	

**Degree and Certificate Programs Offered by School and Degree and CertificateType
Fall Term 2009**

School and Program	Undergraduate Certificate	Graduate Certificate	Associate	Baccalaureate	Master's	Doctor's Degree Research/Scholarship	Doctor's Degree Professional Practice
Arts and Sciences - Natural Sciences (continued)							
Computer Engineering					MS	PhD	
Computer Science				BS	MS	PhD	
Ecology and Evolution				BS			
Environmental Geology				BS			
Environmental Studies				BA			
Geographic Information Systems	CERT				MS		
Geology				BS			
Geology and Planetary Science					MS	PhD	
Intelligent Systems					MS	PhD	
Mathematics				BS	MA MS	PhD	
Mathematics Professional Program					MS		
Mathematics-Economics				BA BS			
Mathematics-Philosophy				BA BS			
Microbiology				BS			
Molecular Biology				BS			
Molecular Biophysics and Structural Biology					MS	PhD	
Neuroscience				BS	MS	PhD	
Photonics	CERT						
Physics				BS	MS	PhD	
Physics and Astronomy				BA BS			
Psychology				BS	MS	PhD	
Scientific Computing		ADVCT		BS			
Statistics				BS	MA MS	PhD	
Arts and Sciences - Social Sciences							
Africana Studies				BA			
Anthropology				BA	MA	PhD	
Economics				BA BS	MA	PhD	
Economics - Statistics				BS			
History				BA	MA	PhD	
History Education					MA		
Political Science				BA BS	MA	PhD	
Sociology				BA	MA	PhD	
Urban Studies				BA			
Arts and Sciences - Other							
Africana Studies - English				BA			
Business (Dual Major Program)				BA BS			
Conceptual Foundations of Medicine	CERT						
Historic Preservation	CERT						
Interdisciplinary Studies				BA BS			
International and Area Studies				BPhil			
Leadership	CERT						
Politics - Philosophy				BA			
Study of Women, Gender, and Sexuality	CERT	ADVCTM ADVCTD					

Degree and Certificate Programs Offered by School and Degree and Certificate Type Fall Term 2009

School and Program	Undergraduate Certificate	Graduate Certificate	Associate	Baccalaureate	Master's	Doctor's Degree Research/Scholarship	Doctor's Degree Professional Practice
General Studies							
Accounting	CERT						
Administration of Justice				BA			
Communication	CERT						
Community Health Assessment	CERT						
Corporate/Community Relations	CERT						
Dental Hygiene				BS			
Digital Media	CERT						
Engineering and Technology Management		ADVCT					
Health Services				BA			
Humanities Area				BA			
Information System Design	CERT						
Legal Studies				BA			
Liberal Studies				BA			
Managing Health Services Programs and Projects	CERT						
Media and Professional Communications				BA			
Natural Sciences Area				BS			
Nonprofit Management	CERT						
Public Service				BA			
Self Design				BA BS			
Social Sciences Area				BA			
Statistical Quality Control	CERT						
Study of Women, Gender, and Sexuality	CERT						
Writing	CERT						
Writing for the Professions	CERT						
Honors College							
Bachelor of Philosophy				BPhil			
Katz Graduate School of Business							
Accounting					MS		
Business Administration (11-month MBA Program)					MBA	PhD	
Business Administration (Two-Year MBA Program)					MBA		
Executive MBA Program					MBA		
International Business					MIB		
Management of Information Systems					MS		
Education							
Adapted Physical Education		ADVCT					
Administrative and Policy Studies					MA MEd	PhD EdD	
Applied Developmental Psychology				BS			
Educational Administration		ADVCT					
Educational Supervision		ADVCT					
Health and Physical Activity				BS	MS	PhD	
Instruction and Learning					MA MS MEd MAT	PhD EdD	
Learning Sciences and Policy						PhD	
Orientation and Mobility		ADVCT					
Psychology in Education					MA MS MEd	PhD	
Reading (Specialist)		ADVCT					
Teaching		ADVCT					
Youth Health and Fitness		ADVCT					

**Degree and Certificate Programs Offered by School and Degree and CertificateType
Fall Term 2009**

School and Program	Undergraduate Certificate	Graduate Certificate	Associate	Baccalaureate	Master's	Doctor's Degree Research/Scholarship	Doctor's Degree Professional Practice
Swanson School of Engineering							
Bioengineering				BSE	MSBENG	PhD	
Chemical Engineering				BSE	MSChE	PhD	
Civil Engineering				BSE	MSCE	PhD	
Civil Engineering and Architectural Studies	CERT						
Clinical Cardiovascular Engineering		ADVCT					
Computer Engineering				BSE	MSCOE	PhD	
Electrical Engineering				BSE	MSEE	PhD	
Energy Resource Utilization	CERT						
Engineering Physics				BSE			
Fessenden Honors Engineering	CERT						
Industrial Engineering				BSE	MSIE	PhD	
Interdisciplinary PhD Program						PhD	
International Engineering Studies	CERT						
Materials Science and Engineering				BSE	MSMSE	PhD	
Mechanical Engineering				BSE	MSME	PhD	
Mining Engineering	CERT						
Nuclear Engineering	CERT	ADVCTM ADVCTD					
Petroleum Engineering					MSPE		
Product Realization	CERT						
Rehabilitation Engineering	CERT	ADVCT					
Supply Chain Management	CERT						
Sustainable Engineering	CERT						
Law							
Civil Litigation		ADVCT					
Disability Legal Studies		ADVCTM					
Environmental Law Science and Policy		ADVCT					
Health Law		ADVCT					
Intellectual Property and Technology Law		ADVCT					
International and Comparative Law		ADVCT					LLM
Law					MSL	JSD	JD
Public and International Affairs							
Development Planning and Environmental Sustainability					MID		
Global Political Economy					MPIA		
Human Security					MPIA MID		
Non-Government Organizations and Civil Society					MID		
Policy Research and Analysis					MPA		
Public and International Affairs						PhD	
Public and Nonprofit Management					MPA		
Public Policy and Management					MPPM		
Security and Intelligence Studies					MPIA		
Urban and Regional Affairs					MPA		
Social Work							
Gerontology		ADVCT					
Social Work	CERT			BASW	MSW	PhD	

Degree and Certificate Programs Offered by School and Degree and CertificateType Fall Term 2009

School and Program	Undergraduate Certificate	Graduate Certificate	Associate	Baccalaureate	Master's	Doctor's Degree Research/Scholarship	Doctor's Degree Professional Practice
Information Sciences							
Information Science		ADVCT		BS	MSIS	PhD	
Library and Information Science		ADVCT			MLIS	PhD	
Telecommunications		ADVCT			MST		
College of Business Administration							
Accounting				BSBA			
Finance				BSBA			
General Management				BSBA			
Global Management				BSBA			
International Business	CERT						
Leadership and Ethics	CERT						
Marketing				BSBA			
Supply Chain Management	CERT						
Dental Medicine							
Anesthesiology		ADVCT					
Dental Hygiene	CERT						
Dental Medicine							DMD
Endodontics		ADVCT			MDS		
Maxillofacial Prosthodontics		ADVCT					
Oral and Maxillofacial Pathology		ADVCTM					
Orthodontics and Dentofacial Orthopedics		ADVCT			MDS		
Pediatric Dentistry		ADVCT			MDS		
Periodontics		ADVCT			MDS		
Prosthodontics		ADVCT			MDS		
Nursing							
Acute Care Nurse Practitioner		ADVCTM					
Adult Nurse Practitioner		ADVCTM					
Clinical Nurse Specialist					MSN	DNP	
Healthcare Genetics		ADVCTM					
Healthcare Administration		ADVCTM					
Neonatal Nurse Practitioner		ADVCTM					
Nurse Anesthesia					MSN	DNP	
Nurse Practitioner					MSN	DNP	
Nurse Specialty Role					MSN	DNP	
Nursing				BSN		PhD	
Nursing - RN to BSN				BSN			
Nursing - RN to MSN				BSN			
Nursing Education		ADVCTM					
Nursing Informatics		ADVCTM					
Pediatric Nurse Practitioner		ADVCTM					
Psychiatric Nurse Practitioner		ADVCTM					
Women's Health Nurse Practitioner		ADVCTM					
Pharmacy							
Pharmaceutical Sciences					MS	PhD	
Pharmacy							PharmD
Pharmacy Administration					MS		

Degree and Certificate Programs Offered by School and Degree and CertificateType Fall Term 2009

School and Program	Undergraduate Certificate	Graduate Certificate	Associate	Baccalaureate	Master's	Doctor's Degree Research/Scholarship	Doctor's Degree Professional Practice
Public Health							
Behavioral and Community Health Sciences					MPH	DRPH	
Biostatistics					MS MPH	PhD DRPH	
Community-Based Participatory Research and Practice		ADVCT					
Environmental and Occupational Health					MS MPH	PhD DRPH	
Environmental Health Risk Assessment		ADVCTM					
Epidemiology					MS MPH	PhD DRPH	
Genetic Counseling					MS		
Global Health		ADVCT					
Health Policy and Management					MHA MPH	PhD	
Health Services Research and Policy						PhD	
Human Genetics					MS	PhD	
Industrial Hygiene		ADVCTM					
Infectious Diseases and Microbiology					MS MPH	PhD DRPH	
LGBT Health and Wellness		ADVCTM					
Management Program for Health Professionals		ADVCTM					
Multidisciplinary MPH Program					MPH		
Occupational Medicine					MPH		
Public Health Genetics		ADVCTM			MPH		
Public Health Preparedness and Disaster Response		ADVCT					
Medicine							
Biochemistry and Molecular Genetics					MS	PhD	
Biomedical Informatics		ADVCTM			MS	PhD	
Cell Biology and Molecular Physiology					MS	PhD	
Cellular and Molecular Pathology					MS	PhD	
Clinical Research		ADVCTM			MS		
Clinical and Translational Science						PhD	
Computational Biology						PhD	
Immunology					MS	PhD	
Medical Education		ADVCTM			MS		
Medicine							MD
Molecular Biophysics and Structural Biology					MS	PhD	
Molecular Pharmacology					MS	PhD	
Molecular Virology and Microbiology					MS	PhD	
Neurobiology					MS	PhD	
Health and Rehabilitation Sciences							
Assistive Technology in Rehabilitation	CERT						
Athletic Training				BS			
Audiology						AuD	
Clinical Dietetics and Nutrition				BS			
Communication Science				BA			
Communication Science and Disorders					MA MS	PhD	
Coordinated Master's in Dietetics					MS		
Disability Studies		ADVCT					
Emergency Medicine				BS			
Emergency Medicine in Rehabilitation	CERT						
Health and Rehabilitation Sciences					MS		
Health Information Management				BS			

**Degree and Certificate Programs Offered by School and Degree and CertificateType
Fall Term 2009**

School and Program	Undergraduate Certificate	Graduate Certificate	Associate	Baccalaureate	Master's	Doctor's Degree Research/Scholarship	Doctor's Degree Professional Practice
Health and Rehabilitation Sciences (continued)							
Occupational Therapy				BS	MOT		
Pathokinesiology in Rehabilitation	CERT						
Physical Therapy						DPT	
Physician Assistant Studies					MS		
Prosthetics and Orthotics					MS		
Psycho-Social Issues in Rehabilitation	CERT						
Rehabilitation Science				BS		PhD	
Rehabilitation Technology		ADVCTM					
Speech-Language Pathology						CSCD	
University Center for International Studies							
African Studies	CERT						
Asian Studies	CERT	ADVCT					
Eastern European Studies		ADVCT					
European Union Studies	CERT	ADVCT					
Global Studies	CERT	ADVCT					
Latin American Social and Public Policy		ADVCT					
Latin American Studies	CERT	ADVCT					
Russian and East European Study	CERT						
Russian Studies		ADVCT					
Soviet Studies		ADVCT					
West European Studies	CERT	ADVCT					
University Center for Social and Urban Research							
Gerontology	CERT						
Johnstown - Humanities							
American Studies				BA			
Communication				BA			
English Literature				BA			
English: Writing				BA			
Humanities				BA			
Journalism				BA			
Theatre Arts				BA			
Johnstown - Natural Sciences							
Biochemistry				BS			
Biology				BS			
Chemistry				BS			
Computer Science				BS			
Emergency Medical Services			AS				
Geology				BS			
Health Related Professions				BS			
Healthcare				BS			
Mathematics				BS			
Natural Science				BS			
Psychology				BS			
Respiratory Care			AS				
Surgical Technology			AS				

**Degree and Certificate Programs Offered by School and Degree and CertificateType
Fall Term 2009**

School and Program	Undergraduate Certificate	Graduate Certificate	Associate	Baccalaureate	Master's	Doctor's Degree Research/Scholarship	Doctor's Degree Professional Practice
Johnstown - Social Sciences							
Business	CERT			BA			
Economics				BA			
Environmental Studies				BA			
Geography				BA			
History				BA			
International Studies	CERT						
Political Science				BA			
Social Sciences				BA			
Sociology				BA			
Johnstown - Education							
Early Childhood Education				BS			
Secondary Education				BA BS			
Johnstown - Engineering Technology							
Civil Engineering Technology				BSCET			
Computer Engineering Technology				BS			
Electrical Engineering Technology				BSEET			
Mechanical Engineering Technology				BSMET			
Johnstown - Other Programs							
Self Design				BA BS			
Greensburg - Humanities							
Children's Literature	CERT						
Communication: Rhetoric and Communication				BA			
English Literature				BA			
English Writing				BA			
Humanities Area				BA			
Interdisciplinary Arts				BA			
Greensburg - Natural Sciences							
Applied Mathematics				BS			
Biological Sciences				BS			
Chemistry				BS			
Natural Sciences Area				BS			
Psychology				BS			
Greensburg - Behavioral Sciences							
American Studies				BA			
Anthropology				BA			
Criminal Justice				BA			
Gerontology	CERT						
History				BA			
Latin American Studies	CERT						
Management				BS			
Management Information Systems				BS			
Management-Accounting				BS			
Political Science				BA			
Social Sciences Area				BA			

**Degree and Certificate Programs Offered by School and Degree and CertificateType
Fall Term 2009**

School and Program	Undergraduate Certificate	Graduate Certificate	Associate	Baccalaureate	Master's	Doctor's Degree Research/Scholarship	Doctor's Degree Professional Practice
Greensburg - Other Programs							
Early Childhood Education				BS			
Secondary Education				BS			
Self Design				BA BS			
Titusville							
Accounting	CERT		AS				
Business			AS				
Business Information Systems			AS				
Human Services			AA				
Liberal Arts			AA				
Natural Science			AS				
Nursing			AS				
Physical Therapist Assistant			AS				
Bradford - Humanities							
Broadcast Communications				BA			
Communications				BA			
English				BA			
Interdisciplinary Arts				BA			
Liberal Studies			AA				
Public Relations				BA			
Writing				BA			
Bradford - Natural Sciences							
Applied Mathematics				BS			
Biology				BS			
Chemistry				BS			
Computer Information Systems and Technology				BA BS			
Environmental Studies				BA			
Information Systems			AS				
Petroleum Technology			AS				
Physical Sciences				BS			
Psychology				BS			
Bradford - Social Sciences							
Accounting				BS			
American Studies				BA			
Business Management				BS			
Criminal Justice				BA			
Economics				BA			
Entrepreneurship				BS			
History - Political Science				BA			
Hospitality Management				BS			
Human Relations				BA			
Social Sciences				BA			
Sociology				BA			

Degree and Certificate Programs Offered by School and Degree and CertificateType Fall Term 2009

School and Program	Undergraduate Certificate	Graduate Certificate	Associate	Baccalaureate	Master's	Doctor's Degree Research/Scholarship	Doctor's Degree Professional Practice
Bradford - Education							
Biology Education 7-12				BS			
Business Education K-12				BS			
Chemistry Education 7-12				BS			
Elementary Education				BS			
English Education 7-12				BS			
Environmental Education 7-12				BS			
Health and Physical Education				BS			
Mathematics Education 7-12				BS			
Social Studies Education 7-12				BS			
Bradford - Other Programs							
Athletic Training				BS			
Engineering Science			AS				
Nursing			AS	BSN			
Radiological Science				BS			
Sport and Recreation Management				BS			
Sports Medicine				BS			

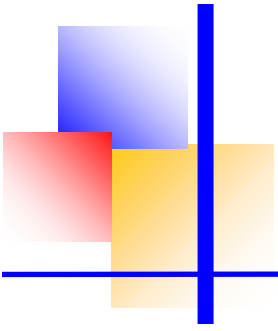
Notes: The degree and certificate programs listed are those which are currently offered.

Application to certain programs and the conferring of specific, non-terminal degrees in these programs may be contingent upon departmental guidelines.

CERT and ADVCT denote the undergraduate-level and graduate-level certificates, respectively. Then, more specifically, ADVCTM and ADVCTD denote the masters-level and doctoral-level certificates, respectively.

The Bachelor of Philosophy degree (BPhil) is offered through the Honors College and is available in all baccalaureate programs. As such, it is enumerated only once in this table. The one exception to that is the Arts and Sciences degree program, International and Area Studies, in which the sole baccalaureate awarded is the BPhil.

Offered in addition to those programs listed here are the combined major and numerous dual, joint, and cooperative degree programs.



Faculty and Staff Information

**Full-Time and Part-Time Employees by School and Employee Type
Pittsburgh Campus, Regional Campuses and University Total
Fall Term 2009**

		Faculty			Research Associate (see note below)			Staff			Total (see note below)
		Full Time	Part Time	Total	Full Time	Part Time	Total	Full Time	Part Time	Total	
Pittsburgh Campus	Arts and Sciences	669	393	1,062	83	2	85	384	27	411	1,558
	General Studies	0	30	30	0	0	0	29	0	29	59
	Honors College	0	0	0	1	0	1	7	0	7	8
	Katz Graduate School of Business ¹	81	29	110	0	0	0	99	4	103	213
	Education ²	121	12	133	5	2	7	113	15	128	268
	Swanson School of Engineering	133	16	149	53	3	56	96	2	98	303
	Law	49	1	50	0	0	0	40	3	43	93
	Public and International Affairs	30	9	39	0	2	2	22	2	24	65
	Social Work	33	67	100	2	0	2	94	3	97	199
	Information Sciences	31	25	56	0	0	0	23	1	24	80
	Dental Medicine	86	98	184	7	0	7	165	7	172	363
	Nursing	79	12	91	6	0	6	87	21	108	205
	Pharmacy	81	10	91	23	0	23	54	3	57	171
	Public Health	158	10	168	42	2	44	411	45	456	668
	Medicine	2,107	83	2,190	652	2	654	1,563	95	1,658	4,502
	Health and Rehabilitation Sciences	103	8	111	6	0	6	51	1	52	169
	Other Areas ³	107	15	122	50	6	56	3,105	141	3,246	3,424
	Total	3,868	818	4,686	930	19	949	6,343	370	6,713	12,348
Regional Campuses	Johnstown	140	18	158	0	0	0	204	6	210	368
	Greensburg	73	20	93	0	0	0	95	2	97	190
	Titusville	28	38	66	0	0	0	48	4	52	118
	Bradford	75	14	89	0	0	0	129	8	137	226
		Total	316	90	406	0	0	0	476	20	496
UNIVERSITY TOTAL		4,184	908	5,092	930	19	949	6,819	390	7,209	13,250

Note: Figures include regular full-time and regular part-time employees. Individuals employed on a temporary full-time or temporary part-time basis are not included.

¹Joseph M. Katz Graduate School of Business includes the College of Business Administration.

²Education does not include employees in the responsibility center entitled Education-University Service Programs.

³Other Areas include the following responsibility centers: Office of the Provost and Senior Vice Chancellor, Office of the Senior Vice Chancellor for Health Sciences, University Center for International Studies, General Counsel, Pittsburgh Cancer Institute, Vice Chancellor for Institutional Advancement, Education-University Service Programs, University Library System, Computing Services and Systems Development, Facilities Management, Learning Research and Development Center, Athletics, University Center for Social and Urban Research, School of Medicine Division Administration, Executive Vice Chancellor, Vice Chancellor for Budget and Controller, Human Resources, and Business Operations.

Note (on Research Associate category and Total): These data were revised in December 2010 so that this category now includes Post Doctoral Associate employees as well. The original table can be found in the appendix.

**Full-Time Employees by Race and Sex
Pittsburgh Campus, Regional Campuses and University Total
Fall Term 2009**

		Black Non-Hispanic	American Indian/ Alaskan Native	Asian/Pacific Islander	Hispanic	White Non-Hispanic	Unknown/Not Reported	Total ¹
Pittsburgh Campus								
Faculty	Male	52	3	438	66	1,831	11	2,401
	Female	<u>43</u>	<u>2</u>	<u>223</u>	<u>33</u>	<u>1,158</u>	<u>8</u>	<u>1,467</u>
	Total	95	5	661	99	2,989	19	3,868
Research Associate ¹	Male	8	2	310	25	174	6	525
	Female	<u>12</u>	<u>0</u>	<u>193</u>	<u>18</u>	<u>179</u>	<u>3</u>	<u>405</u>
	Total	20	2	503	43	353	9	930
Staff	Male	271	2	97	28	1,962	13	2,373
	Female	<u>380</u>	<u>5</u>	<u>214</u>	<u>28</u>	<u>3,313</u>	<u>30</u>	<u>3,970</u>
	Total	651	7	311	56	5,275	43	6,343
Pittsburgh Total ¹	Male	331	7	845	119	3,967	30	5,299
	Female	<u>435</u>	<u>7</u>	<u>630</u>	<u>79</u>	<u>4,650</u>	<u>41</u>	<u>5,842</u>
	Total	766	14	1,475	198	8,617	71	11,141
<hr/>								
Regional campuses								
Johnstown								
Faculty	Male	1	0	5	1	69	1	77
	Female	<u>1</u>	<u>0</u>	<u>4</u>	<u>0</u>	<u>57</u>	<u>1</u>	<u>63</u>
	Total	2	0	9	1	126	2	140
Staff	Male	3	0	0	0	92	0	95
	Female	<u>2</u>	<u>0</u>	<u>2</u>	<u>1</u>	<u>104</u>	<u>0</u>	<u>109</u>
	Total	5	0	2	1	196	0	204
Johnstown Total	Male	4	0	5	1	161	1	172
	Female	<u>3</u>	<u>0</u>	<u>6</u>	<u>1</u>	<u>161</u>	<u>1</u>	<u>172</u>
	Total	7	0	11	2	322	2	344
<hr/>								
Greensburg								
Faculty	Male	1	0	0	1	32	0	34
	Female	<u>1</u>	<u>0</u>	<u>3</u>	<u>2</u>	<u>33</u>	<u>0</u>	<u>39</u>
	Total	2	0	3	3	65	0	73
Staff	Male	4	0	0	0	36	0	40
	Female	<u>2</u>	<u>0</u>	<u>1</u>	<u>0</u>	<u>52</u>	<u>0</u>	<u>55</u>
	Total	6	0	1	0	88	0	95
Greensburg Total	Male	5	0	0	1	68	0	74
	Female	<u>3</u>	<u>0</u>	<u>4</u>	<u>2</u>	<u>85</u>	<u>0</u>	<u>94</u>
	Total	8	0	4	3	153	0	168
<hr/>								
Titusville								
Faculty	Male	0	0	2	1	9	0	12
	Female	<u>0</u>	<u>0</u>	<u>1</u>	<u>0</u>	<u>15</u>	<u>0</u>	<u>16</u>
	Total	0	0	3	1	24	0	28
Staff	Male	0	0	0	0	19	0	19
	Female	<u>0</u>	<u>0</u>	<u>0</u>	<u>0</u>	<u>29</u>	<u>0</u>	<u>29</u>
	Total	0	0	0	0	48	0	48
Titusville Total	Male	0	0	2	1	28	0	31
	Female	<u>0</u>	<u>0</u>	<u>1</u>	<u>0</u>	<u>44</u>	<u>0</u>	<u>45</u>
	Total	0	0	3	1	72	0	76

**Full-Time Employees by Race and Sex
Pittsburgh Campus, Regional Campuses and University Total
Fall Term 2009**

		Black Non-Hispanic	American Indian/ Alaskan Native	Asian/Pacific Islander	Hispanic	White Non-Hispanic	Unknown/Not Reported	Total ¹	
Bradford	Faculty	Male	2	0	6	0	41	0	49
		Female	<u>0</u>	<u>0</u>	<u>2</u>	<u>1</u>	<u>23</u>	<u>0</u>	<u>26</u>
		Total	2	0	8	1	64	0	75
	Staff	Male	1	0	0	0	48	0	49
		Female	<u>0</u>	<u>0</u>	<u>1</u>	<u>0</u>	<u>79</u>	<u>0</u>	<u>80</u>
		Total	1	0	1	0	127	0	129
	Bradford Total	Male	3	0	6	0	89	0	98
		Female	<u>0</u>	<u>0</u>	<u>3</u>	<u>1</u>	<u>102</u>	<u>0</u>	<u>106</u>
		Total	3	0	9	1	191	0	204
<hr/>									
Regional Campuses									
Faculty	Male	4	0	13	3	151	1	172	
	Female	<u>2</u>	<u>0</u>	<u>10</u>	<u>3</u>	<u>128</u>	<u>1</u>	<u>144</u>	
	Total	6	0	23	6	279	2	316	
Staff	Male	8	0	0	0	195	0	203	
	Female	<u>4</u>	<u>0</u>	<u>4</u>	<u>1</u>	<u>264</u>	<u>0</u>	<u>273</u>	
	Total	12	0	4	1	459	0	476	
Regional Campuses Total	Male	12	0	13	3	346	1	375	
	Female	<u>6</u>	<u>0</u>	<u>14</u>	<u>4</u>	<u>392</u>	<u>1</u>	<u>417</u>	
	Total	18	0	27	7	738	2	792	
<hr/>									
University									
Faculty	Male	56	3	451	69	1,982	12	2,573	
	Female	<u>45</u>	<u>2</u>	<u>233</u>	<u>36</u>	<u>1,286</u>	<u>9</u>	<u>1,611</u>	
	Total	101	5	684	105	3,268	21	4,184	
Research Associate ¹	Male	8	2	310	25	174	6	525	
	Female	<u>12</u>	<u>0</u>	<u>193</u>	<u>18</u>	<u>179</u>	<u>3</u>	<u>405</u>	
	Total	20	2	503	43	353	9	930	
Staff	Male	279	2	97	28	2,157	13	2,576	
	Female	<u>384</u>	<u>5</u>	<u>218</u>	<u>29</u>	<u>3,577</u>	<u>30</u>	<u>4,243</u>	
	Total	663	7	315	57	5,734	43	6,819	
University Total ¹	Male	343	7	858	122	4,313	31	5,674	
	Female	<u>441</u>	<u>7</u>	<u>644</u>	<u>83</u>	<u>5,042</u>	<u>42</u>	<u>6,259</u>	
	Total	784	14	1,502	205	9,355	73	11,933	

¹ These data were revised in December 2010 so that this category now includes Post-Doctoral Associate employees as well. The original table can be found in the appendix.

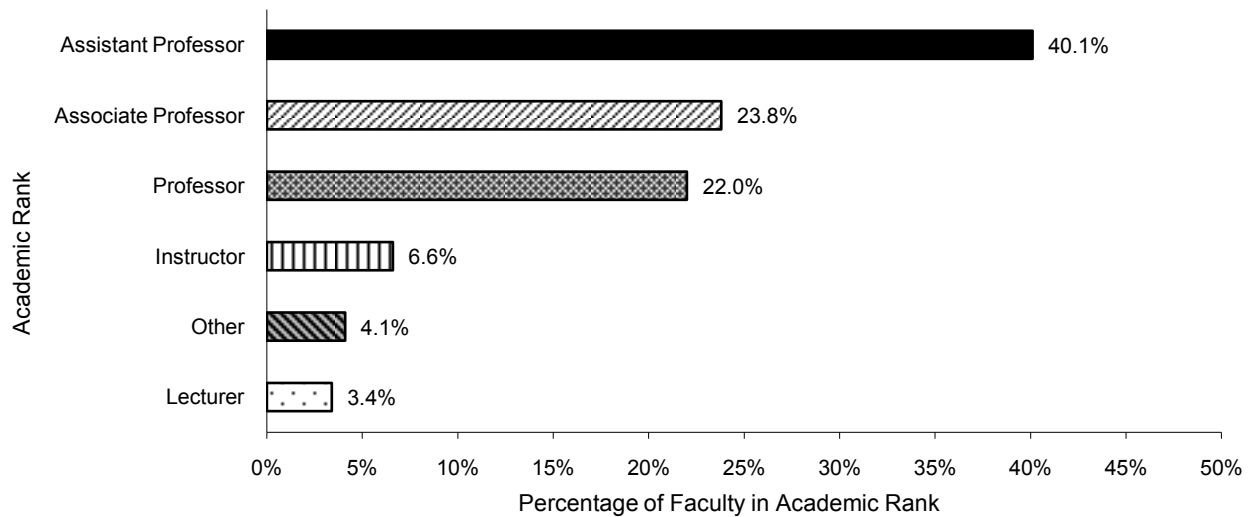
Selected Characteristics of Full-Time Employees Total University Fall Term 2009

Number of Full-Time Employees by Employee Type

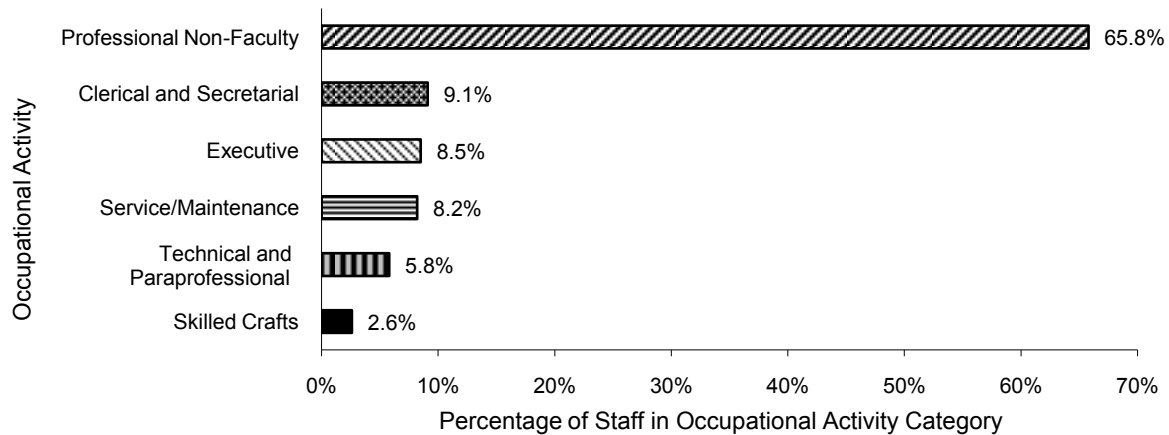
Faculty	4,184	35.1%
Research Associate ¹	930	7.8%
Staff	<u>6,819</u>	57.1%
Total ¹	<u>11,933</u>	100.0%

¹These data were revised in December 2010 so that this category now includes Post Doctoral Associate employees as well. The original table can be found in the appendix.

Faculty by Academic Rank



Staff by Occupational Activity Category



Notes: The charts shown on this page provide faculty and staff details, ranks and occupational activity categories, respectively. Figures include regular full-time employees. Individuals employed on a temporary basis are not included.

**Full-Time Faculty by School and Academic Rank
Pittsburgh Campus, Regional Campuses and University Total
Fall Term 2009**

		Professor	Associate Professor	Assistant Professor	Instructor	Lecturer	Other ¹	Total
Pittsburgh Campus	Arts and Sciences	218	144	139	37	127	4	669
	Katz Graduate School of Business²	32	24	19	0	6	0	81
	Education³	17	33	25	10	1	35	121
	Swanson School of Engineering	40	43	45	0	2	3	133
	Law	28	5	9	0	0	7	49
	Public and International Affairs	11	8	10	0	1	0	30
	Social Work	4	9	18	0	2	0	33
	Information Sciences	6	15	9	0	1	0	31
	Dental Medicine	10	19	49	8	0	0	86
	Nursing	10	16	34	19	0	0	79
	Pharmacy	17	18	37	4	1	4	81
	Public Health	38	41	76	1	0	2	158
	Medicine	443	485	1,046	107	0	26	2,107
	Health and Rehabilitation Sciences	12	21	43	24	1	2	103
	Other Areas⁴	2	2	5	10	0	88	107
	Pittsburgh Campus Total	888	883	1,564	220	142	171	3,868
Regional Campuses	Johnstown	14	56	44	25	1	0	140
	Greensburg	7	26	28	12	0	0	73
	Titusville	5	7	9	7	0	0	28
	Bradford	8	25	31	10	1	0	75
		Regional Campuses Total	34	114	112	54	2	0
University Total		922	997	1,676	274	144	171	4,184

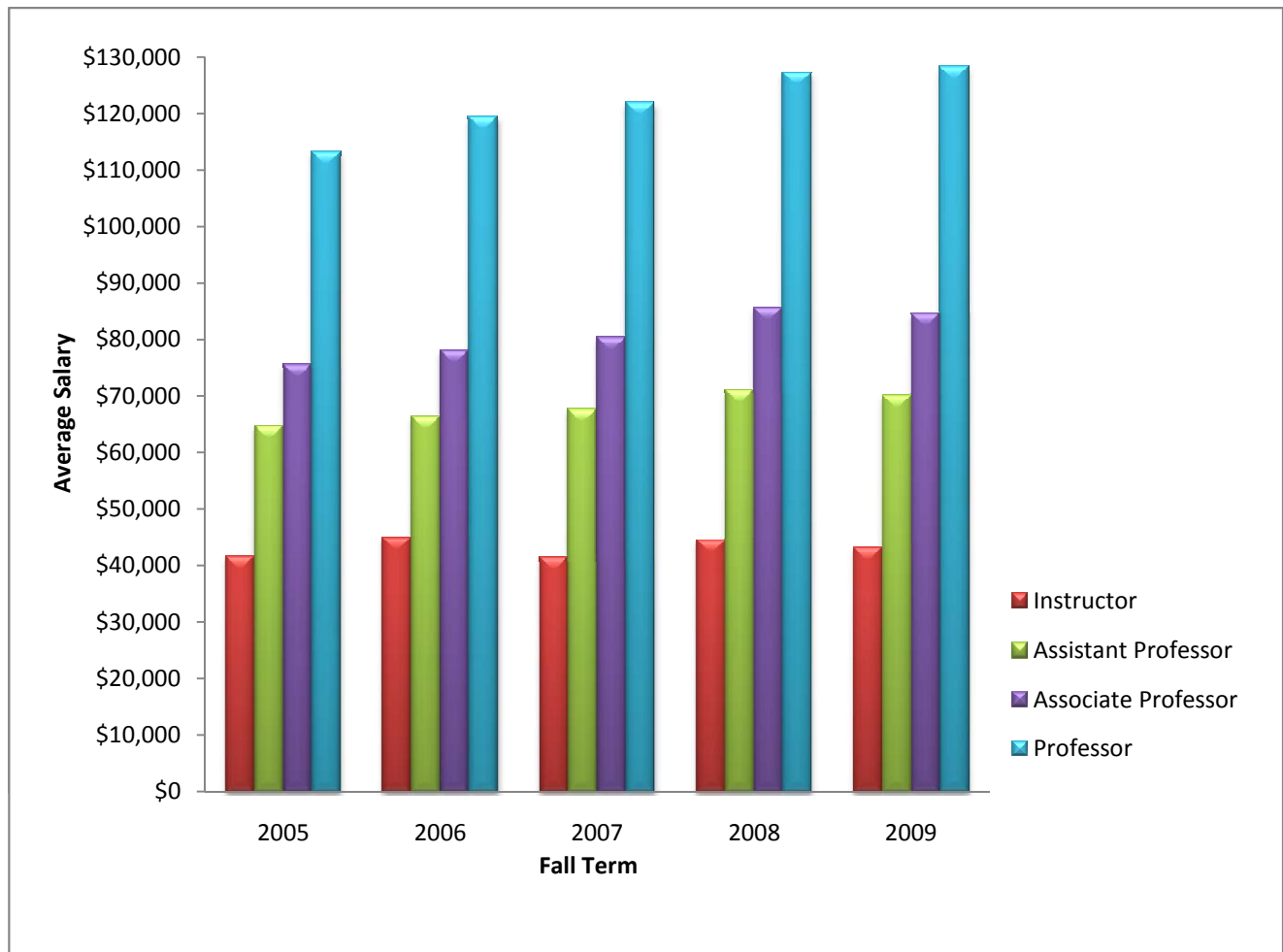
¹Includes librarians, teachers, and other faculty whose primary job classification does not correspond to a particular academic rank.

²Includes the College of Business Administration.

³Figures do not include faculty in the responsibility center entitled School of Education-University Service Programs.

⁴Includes the following responsibility centers: Office of the Senior Vice Chancellor for Health Sciences, University Center for International Studies, Education-University Service Programs, University Library System, School of Medicine Division Administration, and Provost and Senior Vice Chancellor.

**Average Salary of Full-Time Instructional Faculty by Academic Rank
Pittsburgh Campus
Fall Term 2005-2009**



Fall Term	Professor	Associate Professor	Assistant Professor	Instructor
2005	\$113,232	\$75,540	\$64,550	\$41,633
2006	119,475	78,163	66,358	44,951
2007	121,949	80,434	67,684	41,540
2008	127,302	85,614	71,110	44,465
2009	128,273	84,574	70,142	43,170

Note: Salary figures reflect only those faculty included by definition in the American Association of University Professors (AAUP) instructional faculty salary report: *Annual Faculty Compensation Survey*. All twelve-month contract salaries have been converted to nine-month equivalents by using a factor of 9/11 (.818). All other contract salaries are unadjusted.

**Full-Time Faculty by School and Highest Earned Degree
Pittsburgh Campus, Regional Campuses, and University Total
Fall Term 2009**

	Bacc.	Master's ¹	Doctorate	Doctorate - Professional Practice					Other Professional Doctorate	Total
				DMD	MD	JD	DO	DVM		
Pittsburgh Campus										
Arts and Sciences	10	85	571	0	2	1	0	0	0	669
Katz Graduate School of Business ²	0	11	70	0	0	0	0	0	0	81
Education ³	7	34	79	0	0	1	0	0	0	121
Swanson School of Engineering	0	2	130	0	1	0	0	0	0	133
Law	0	6	1	0	0	42	0	0	0	49
Public and International Affairs	0	0	29	0	0	1	0	0	0	30
Social Work	0	12	21	0	0	0	0	0	0	33
Information Sciences	0	3	28	0	0	0	0	0	0	31
Dental Medicine	3	6	24	51	2	0	0	0	0	86
Pharmacy	3	8	42	0	1	0	0	0	27	81
Nursing	0	21	54	0	1	0	0	0	3	79
Public Health	0	5	131	0	18	3	0	0	1	158
Medicine	9	14	665	2	1,400	0	10	3	4	2,107
Health and Rehabilitation Sciences	5	35	61	0	0	0	0	0	2	103
Other ⁴	3	83	12	0	2	0	0	7	0	107
Pittsburgh Campus Total	40	325	1,918	53	1,427	48	10	10	37	3,868
Regional Campuses										
Johnstown	9	39	92	0	0	0	0	0	0	140
Greensburg	2	16	54	0	0	1	0	0	0	73
Titusville	2	8	18	0	0	0	0	0	0	28
Bradford	4	27	44	0	0	0	0	0	0	75
Regional Campuses Total	17	90	208	0	0	1	0	0	0	316
UNIVERSITY TOTAL	<u>57</u>	<u>415</u>	<u>2,126</u>	<u>53</u>	<u>1,427</u>	<u>49</u>	<u>10</u>	<u>10</u>	<u>37</u>	<u>4,184</u>

¹In some disciplines, the master's degree is considered to be the terminal degree.

²Includes the College of Business Administration.

³Figures do not include faculty in the responsibility center entitled School of Education - University Service Programs.

⁴Includes the following responsibility centers: Provost and Senior Vice Chancellor, Office of the Senior Vice Chancellor for Health Sciences, University Center for International Studies, Education-University Service Programs, University Library System, and School of Medicine Division Administration.

Note: Figures include regular full-time employees. Individuals employed on a temporary full-time basis are not included.

**Full-Time Faculty by School and Tenure Status
Pittsburgh Campus, Regional Campuses, and University Total
Fall 2009**

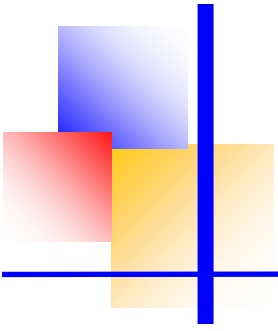
	<u>Tenured</u>		<u>Tenure Stream</u>		<u>Non-Tenured/</u>		<u>Total</u>
Pittsburgh Campus							
Arts and Sciences	354	52.9%	106	15.8%	209	31.2%	669
Katz Graduate School of Business ¹	46	56.8%	7	8.6%	28	34.6%	81
Education ²	39	32.2%	18	14.9%	64	52.9%	121
Swanson School of Engineering	73	54.9%	33	24.8%	27	20.3%	133
Law	26	53.1%	2	4.1%	21	42.9%	49
Public and International Affairs	17	56.7%	5	16.7%	8	26.7%	30
Social Work	12	36.4%	6	18.2%	15	45.5%	33
Information Sciences	21	67.7%	5	16.1%	5	16.1%	31
Dental Medicine	10	11.6%	5	5.8%	71	82.6%	86
Nursing	15	19.0%	22	27.8%	42	53.2%	79
Pharmacy	19	23.5%	3	3.7%	59	72.8%	81
Public Health	43	27.2%	21	13.3%	94	59.5%	158
Medicine	395	18.7%	224	10.6%	1,488	70.6%	2,107
Health and Rehabilitation Sciences	22	21.4%	6	5.8%	75	72.8%	103
Other Areas ³	2	1.9%	0	0.0%	105	98.1%	107
Pittsburgh Campus Total	1,094	28.3%	463	12.0%	2,311	59.7%	3,868
Regional Campuses							
Johnstown	67	47.9%	22	15.7%	51	36.4%	140
Greensburg	32	43.8%	11	15.1%	30	41.1%	73
Titusville	8	28.6%	2	7.1%	18	64.3%	28
Bradford	34	45.3%	14	18.7%	27	36.0%	75
Regional Campuses Total	141	44.6%	49	15.5%	126	39.9%	316
UNIVERSITY TOTAL	1,235	29.5%	512	12.2%	2,437	58.2%	4,184

Notes: Figures include regular full-time employees. Individuals employed on a temporary full-time basis are not included. Due to rounding, percentages shown may not add to 100%.

¹Includes the College of Business Administration.

²Figures do not include faculty in the responsibility center entitled Education-University Service Programs.

³Includes the following responsibility centers: Provost and Senior Vice Chancellor, Office of the Senior Vice Chancellor for Health Sciences, University Center for International Studies, Education-University Service Programs, University Library System, and School of Medicine Division Administration.



Financial Information

Consolidated Statements of Revenues, Expenses, and Changes in Net Assets Fiscal Year 2008 to 2010

	2008 Actual	2009 Actual	2010 Budget
OPERATING REVENUES			
Tuition and Fees	\$516,483	\$562,773	\$578,964
Tuition Discounts	(124,759)	(136,639)	(143,440)
Net Tuition and Fees	391,724	426,134	435,524
Commonwealth Appropriation	186,600	177,902	185,407
Commonwealth Grants and Contracts	5,143	31,598	31,033
Research Grants and Contracts	641,626	653,925	665,461
Gifts and Pledges	132,587	54,663	53,546
Endowment/Investment Earnings	54,005	35,943	33,236
Sales and Services, Rental Revenue, and Other	289,044	302,474	318,722
TOTAL OPERATING REVENUES	<u>\$1,700,729</u>	<u>\$1,682,639</u>	<u>\$1,722,929</u>
EXPENSES			
See these figures expressed as functional expenses below.			
Salaries and Wages	\$717,320	\$762,140	\$779,615
Fringe Benefits	213,822	225,215	242,922
Total Compensation	931,142	987,355	1,022,537
Supplies	110,250	106,271	110,745
Business and Professional	241,005	250,870	253,313
Utilities	47,599	55,320	56,820
Maintenance and Facilities	38,800	38,770	40,507
Depreciation	112,004	116,778	123,629
Interest	26,776	40,371	58,300
Other	76,947	61,887	67,360
TOTAL EXPENSES	<u>\$1,584,523</u>	<u>\$1,657,622</u>	<u>\$1,733,211</u>
EXCESS OF OPERATING REVENUES OVER EXPENSES	\$116,206	\$25,017	(\$10,282)
NONOPERATING REVENUES / (LOSSES)			
Realized Gains / (Losses) on Investments	101,603	(122,524)	n/a
Unrealized Gains / (Losses) on Investments	(175,716)	(433,120)	n/a
Pension and Postretirement Changes Other Than Net Periodic Cost	14,194	(9,922)	n/a
TOTAL NONOPERATING REVENUES / (LOSSES)¹	<u>(\$59,919)</u>	<u>(\$565,566)</u>	<u>n/a</u>
INCREASE / (DECREASE) IN NET ASSETS	\$56,287	(\$540,549)	(\$10,282)
NET ASSETS, BEGINNING OF YEAR	<u>\$3,083,949</u>	<u>\$3,140,236</u>	<u>\$2,599,687</u>
NET ASSETS, END OF YEAR	<u>\$3,140,236</u>	<u>\$2,599,687</u>	<u>\$2,589,405</u>

FUNCTIONAL EXPENSES			
Based on Expenses shown above.			
Instruction	\$433,600	\$459,195	
Research	533,126	565,396	
Public Service	66,387	68,310	
Academic Support	117,358	132,302	
Libraries	47,394	51,896	
Student Services	106,591	114,143	
Institutional Support	174,913	155,243	
Auxiliary Enterprises	105,154	111,137	
TOTAL FUNCTIONAL EXPENSES	<u>\$1,584,523</u>	<u>\$1,657,622</u>	

¹Investment gains / losses and pension and postretirement changes other than net periodic cost are not included in the budget process due to the inherent difficulty in projecting investment decisions, market fluctuations, and changes in actuarial assumptions.

Note: Actual and budgeted figures are for the total University and are reported in thousands.

Source: Office of Budget and Financial Reporting, January 2010.

**Undergraduate Full-Time Two-Term Tuition Rates
by Pennsylvania and Out-of-State Residency
Pittsburgh Campus Schools and Regional Campuses
Academic Year 2005-06 to 2009-10**

	2005-06	2006-07	2007-08	2008-09	2009-10
Pittsburgh Campus Schools					
Arts and Sciences, General Studies, Education, Social Work, and Dental Medicine					
Pennsylvania residents	\$10,736	\$11,368	\$12,106	\$12,832	\$13,344
Out-of-State residents	\$20,084	\$20,686	\$21,616	\$22,480	\$23,042
College of Business Administration					
Pennsylvania residents	\$11,992	\$12,698	\$13,522	\$14,332	\$14,904
Out-of-State residents	\$22,626	\$23,304	\$24,352	\$25,326	\$25,958
Swanson School of Engineering					
Pennsylvania residents	\$11,452	\$12,126	\$12,914	\$13,688	\$14,234
Out-of-State residents	\$21,946	\$22,604	\$23,620	\$24,564	\$25,178
Information Sciences					
Pennsylvania residents	\$11,560	\$12,242	\$13,036	\$13,818	\$14,370
Out-of-State residents	\$21,700	\$22,350	\$23,354	\$24,288	\$24,894
Nursing and Health and Rehabilitation Sciences					
Pennsylvania residents	\$13,512	\$14,308	\$15,238	\$16,152	\$16,798
Out-of-State residents	\$25,526	\$26,290	\$27,472	\$28,570	\$29,284
Regional Campuses					
Johnstown, Greensburg, and Bradford					
Pennsylvania residents	\$9,888	\$10,184	\$10,590	\$11,012	\$11,012
Out-of-State residents	\$19,776	\$19,776	\$20,170	\$20,572	\$20,572
Titusville					
Pennsylvania residents	\$8,710	\$8,970	\$9,328	\$9,700	\$9,700
Out-of-State residents	\$17,610	\$17,610	\$17,962	\$18,320	\$18,320

Notes: These rates and those that are applicable to other students are displayed in a comprehensive schedule at the following website: www.ir.pitt.edu/tuition/index.html.
For specific programs, rates may vary from those displayed in this table.

**Undergraduate Part-Time Per Credit Tuition Rates
by Pennsylvania and Out-of-State Residency
Pittsburgh Campus Schools and Regional Campuses
Academic Year 2005-06 to 2009-10**

	2005-06	2006-07	2007-08	2008-09	2009-10
Pittsburgh Campus Schools					
Arts and Sciences, General Studies, Education, Social Work, and Dental Medicine					
Pennsylvania residents	\$412	\$473	\$504	\$534	\$556
Out-of-State residents	\$772	\$861	\$900	\$936	\$960
College of Business Administration					
Pennsylvania residents	\$461	\$529	\$563	\$597	\$621
Out-of-State residents	\$870	\$971	\$1,014	\$1,055	\$1,081
Swanson School of Engineering					
Pennsylvania residents	\$440	\$505	\$538	\$570	\$593
Out-of-State residents	\$844	\$941	\$984	\$1,023	\$1,049
Information Sciences					
Pennsylvania residents	\$444	\$510	\$543	\$575	\$598
Out-of-State residents	\$834	\$931	\$973	\$1,012	\$1,037
Nursing and Health and Rehabilitation Sciences					
Pennsylvania residents	\$519	\$596	\$634	\$673	\$699
Out-of-State residents	\$981	\$1,095	\$1,144	\$1,190	\$1,220
Regional Campuses					
Johnstown, Greensburg, and Bradford					
Pennsylvania residents	\$380	\$424	\$441	\$458	\$458
Out-of-State residents	\$760	\$824	\$840	\$857	\$857
Titusville					
Pennsylvania residents	\$335	\$373	\$388	\$404	\$404
Out-of-State residents	\$677	\$733	\$748	\$763	\$763

Notes: These rates and those that are applicable to other students are displayed in a comprehensive schedule at the following website: www.ir.pitt.edu/tuition/index.html.
For specific programs, rates may vary from those displayed in this table.

**Graduate and First Professional Full-Time Two-Term Tuition Rates
by Pennsylvania and Out-of-State Residency
Pittsburgh Campus Schools
Academic Year 2005-06 to 2009-10**

	2005-06	2006-07	2007-08	2008-09	2009-10
Pittsburgh Campus Schools - Graduate Programs					
Arts and Sciences, Education, Public and International Affairs, and Social Work					
Pennsylvania residents	\$13,194	\$13,972	\$14,880	\$15,772	\$16,402
Out-of-State residents	\$25,012	\$25,762	\$26,920	\$27,996	\$28,694
Katz Graduate School of Business					
Pennsylvania residents	\$17,544	\$18,578	\$19,784	\$20,970	\$21,808
Out-of-State residents	\$27,514	\$28,338	\$29,612	\$30,796	\$31,564
Swanson School of Engineering					
Pennsylvania residents	\$15,146	\$16,038	\$17,080	\$18,104	\$18,828
Out-of-State residents	\$28,718	\$29,578	\$30,908	\$32,144	\$32,946
Law					
Pennsylvania residents	\$19,602	\$20,758	\$22,106	\$23,432	\$24,368
Out-of-State residents	\$28,210	\$29,056	\$30,362	\$31,576	\$32,364
Information Sciences					
Pennsylvania residents	\$13,874	\$14,692	\$15,646	\$16,584	\$17,246
Out-of-State residents	\$26,302	\$27,090	\$28,308	\$29,440	\$30,176
Dental Medicine (clinical)					
Pennsylvania residents	\$30,930	\$32,754	\$34,882	\$36,276	\$37,726
Out-of-State residents	\$40,622	\$41,840	\$43,722	\$45,470	\$46,606
Nursing					
Pennsylvania residents	\$15,472	\$16,384	\$17,448	\$18,494	\$19,232
Out-of-State residents	\$20,662	\$21,280	\$22,236	\$23,124	\$23,702
Pharmacy					
Pennsylvania residents	\$15,472	\$16,384	\$17,448	\$18,494	\$19,232
Out-of-State residents	\$18,450	\$19,002	\$19,856	\$20,650	\$21,166
Public Health and Health and Rehabilitation Sciences					
Pennsylvania residents	\$15,472	\$16,384	\$17,448	\$18,494	\$19,232
Out-of-State residents	\$29,350	\$30,230	\$31,590	\$32,852	\$33,672
Medicine					
Pennsylvania residents	\$14,888	\$15,334	\$16,330	\$16,982	\$17,660
Out-of-State residents	\$26,332	\$27,120	\$28,340	\$29,472	\$30,208
Pittsburgh Campus Schools - First Professional Programs					
Law (LLM)					
Pennsylvania residents	\$26,000	\$27,000	\$27,500	\$28,750	\$29,800
Out-of-State residents	\$26,000	\$27,000	\$27,500	\$28,750	\$29,800
Law (JD)					
Pennsylvania residents	\$19,602	\$20,758	\$22,106	\$23,432	\$24,368
Out-of-State residents	\$28,210	\$29,056	\$30,362	\$31,576	\$32,364
Dental Medicine (DMD)					
Pennsylvania residents	\$29,762	\$31,516	\$32,460	\$33,758	\$35,108
Out-of-State residents	\$37,506	\$38,630	\$39,788	\$41,378	\$42,412
Pharmacy (PharmD)					
Pennsylvania residents	\$16,414	\$17,382	\$18,510	\$19,620	\$20,404
Out-of-State residents	\$21,112	\$21,744	\$22,722	\$23,630	\$24,220
Medicine (MD)					
Pennsylvania residents	\$32,218	\$33,184	\$35,340	\$36,752	\$36,752
Out-of-State residents	\$36,956	\$38,064	\$39,204	\$40,772	\$40,772

Notes: For specific programs, rates may vary from those displayed in this table.

A comprehensive tuition rate schedule is available at the following website: www.ir.pitt.edu/tuition/index.html.

The reference to "First Professional" is alternatively designated in higher education as "Doctorate - Professional Practice."

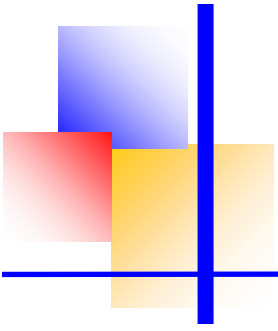
**Graduate Part-Time Per Credit Tuition Rates
by Pennsylvania and Out-of-State Residency
Pittsburgh Campus Schools
Academic Year 2005-06 to 2009-10**

	2005-06	2006-07	2007-08	2008-09	2009-10
Pittsburgh Campus Schools - Graduate Programs					
Arts and Sciences, Education, Public and International Affairs, and Social Work					
Pennsylvania residents	\$537	\$568	\$604	\$640	\$665
Out-of-State residents	\$1,026	\$1,056	\$1,103	\$1,147	\$1,175
Katz Graduate School of Business					
Pennsylvania residents	\$757	\$801	\$853	\$904	\$940
Out-of-State residents	\$1,310	\$1,349	\$1,409	\$1,465	\$1,501
Swanson School of Engineering					
Pennsylvania residents	\$722	\$764	\$813	\$861	\$895
Out-of-State residents	\$1,362	\$1,402	\$1,465	\$1,523	\$1,561
Law					
Pennsylvania residents	\$743	\$786	\$837	\$887	\$922
Out-of-State residents	\$1,241	\$1,278	\$1,335	\$1,388	\$1,422
Information Sciences					
Pennsylvania residents	\$568	\$601	\$640	\$678	\$705
Out-of-State residents	\$1,086	\$1,118	\$1,168	\$1,214	\$1,244
Dental Medicine (clinical)					
Pennsylvania residents	\$1,280	\$1,355	\$1,443	\$1,500	\$1,560
Out-of-State residents	\$1,687	\$1,737	\$1,815	\$1,887	\$1,934
Nursing					
Pennsylvania residents	\$634	\$671	\$714	\$756	\$786
Out-of-State residents	\$847	\$872	\$911	\$947	\$970
Pharmacy					
Pennsylvania residents	\$634	\$671	\$714	\$756	\$786
Out-of-State residents	\$757	\$779	\$814	\$846	\$867
Public Health and Health and Rehabilitation Sciences					
Pennsylvania residents	\$634	\$671	\$714	\$756	\$786
Out-of-State residents	\$1,207	\$1,243	\$1,298	\$1,349	\$1,382
Medicine					
Pennsylvania residents	\$611	\$629	\$669	\$695	\$722
Out-of-State residents	\$1,082	\$1,114	\$1,164	\$1,210	\$1,240

Notes: For specific programs, rates may vary from those displayed in this table.

First professional figures are not shown. Various rates apply, such as fractional full-time rates and per credit rates, for courses that are outside the curriculum. The reference to "First Professional" is alternatively designated in higher education as "Doctorate - Professional Practice."

A comprehensive tuition rate schedule is available at the following website: www.ir.pitt.edu/tuition/index.html.



Research Information

Sponsored Research and Other Sponsored Programs Expenses Fiscal Year 2009

Expenses by School and Other Area or Program	Sponsored Research	Other Sponsored Programs	Total
School			
Arts and Sciences	\$41,714	\$3,828	\$45,542
Katz Graduate School of Business	283	1,035	1,318
Education	3,949	12,602	16,551
Swanson School of Engineering	20,574	1,729	22,303
Law	111	286	397
Public and International Affairs	681	30	711
Social Work	341	16,986	17,327
Information Sciences	1,297	832	2,129
Dental Medicine	4,458	628	5,086
Nursing	6,506	1,817	8,323
Pharmacy	7,387	1,098	8,485
Public Health	52,593	13,231	65,824
Medicine	252,046	39,477	291,523
Health and Rehabilitation Sciences	5,929	2,840	8,769
Johnstown	9	34	43
Greensburg	0	5	5
Titusville	0	27	27
Bradford	155	625	780
University Center for International Studies	82	3,301	3,383
Other Area or Program			
Academic Competitiveness Grant	\$0	\$976	\$976
College Work Study Program	0	3,255	3,255
Learning Research and Development Center	6,424	550	6,974
Nat'l Science and Math Access to Retain Talent Grants	0	665	665
Office of the Provost	13	138	151
Office of the Senior Vice Chancellor, Health Sciences	44	3	47
Pell Grant Program	0	15,484	15,484
School of Medicine Division Administration	9,259	2,606	11,865
Supplemental Educational Opportunity Grant Program	0	1,620	1,620
Teacher Ed. Assistance for College & Higher Ed. Grants	0	2	2
University Center for Social and Urban Research	1,450	918	2,368
University of Pittsburgh Cancer Institute	51,306	6,177	57,483
Western Psychiatric Institute and Clinic	62,242	9,531	71,773
Other	10	1,280	1,290
Total Expenses by School, Other Area or Program	\$528,863	\$143,616	\$672,479
Expenses by Sponsor			
Federal			
National Institutes of Health	\$356,728	\$41,542	\$398,270
Department of Education	3,451	26,157	29,608
National Science Foundation	16,597	1,419	18,016
Department of the Army	11,348	125	11,473
Department of Energy	3,110	47	3,157
Department of the Navy	2,127	0	2,127
Department of the Air Force	454	0	454
National Aeronautics and Space Administration	609	23	632
Agency for Healthcare Research and Quality	585	109	694
Other	10,282	14,305	24,587
Pass-through funding	62,036	26,772	88,808
Federal, Total	\$467,327	\$110,499	\$577,826
Companies and Foundations	\$26,418	\$16,942	\$43,360
State, Local, and Foreign Governments	\$17,335	\$7,420	\$24,755
Other Agencies and Institutions	\$17,783	\$8,755	\$26,538
Total Expenses by Sponsor	\$528,863	\$143,616	\$672,479

Notes: Figures are for the total University and are reported in thousands.

Sponsored Research, as referenced in this table, comprises both the direct costs attributable to the "Research" expense category and the indirect costs attributed to other expense categories. The direct costs portion and institutionally-funded (i.e., non-sponsored) research expenses (the latter not shown in this table) comprise the amount shown for the expense category "Research" for FY 2009.

These data appear in the table *Consolidated Statements of Revenues, Expenses, and Changes in Net Assets, Fiscal Year 2008 to 2010*.

Source: Office of Research and Cost Accounting, September 2009.

Centers, Institutes, Laboratories, and Clinics

Fall Term 2009

University Centers and Institutes¹

Learning Research and Development Center
University Center for International Studies

University Center for Social and Urban Research
University of Pittsburgh Cancer Institute

Centers, Institutes, Laboratories, and Clinics by School

College of General Studies

Learning Solutions Technology Center
McCarl Center for Nontraditional Student Success
Osher Lifelong Learning Institute

Graduate School of Public and International Affairs

Center for Disaster Management
Innovation Clinic
Johnson Institute for Responsible Leadership Non-Profit Clinic
Also, see "Jointly-Administered Centers."

Joseph M. Katz Graduate School of Business

Artificial Intelligence Management Laboratory
David Berg Center for Ethics and Leadership
Center for Conflict Resolution
Center for Economic Education
Center for Executive Education
Center for Health and Care Work
Institute for Entrepreneurial Excellence, which includes:
 Agricultural Entrepreneurship Program
 Entrepreneurial Fellows Center
 Family Enterprise Center
 PantherlabWorks
 Small Business Development Center
Also, see "Jointly-Administered Centers."

School of Arts and Sciences

Academic Resource Center
Allegheny Observatory
Behavioral Physiology Laboratory
Center for American Politics and Society
Center for Combinatorial Chemistry
Center for Experimental Game Theory
Center for Industry Studies
Center for Latin American Literature
Center for Parallel, Distributed, and Intelligent Systems
Clinical Psychology Center
Economic Policy Institute
Economics Computer Laboratory
English Language Institute
Robert Henderson Language Media Center
Humanities Center
Institute for Statistics and Applications
Less Commonly Taught Languages Center
Math Assistance Center
Pittsburgh Bacteriophage Institute
Pymatuning Laboratory of Ecology
Surface Science Center
Western Pennsylvania Writing Project
World History Center
The Writing Center
Also, see "Jointly-Administered Centers."

School of Education

Center for Urban Education

School of Education (continued)

Human Energy Resource Laboratory
Institute for Higher Education Management
Institute for International Studies in Education
Motor Behavior Laboratory
Office of Child Development
Physical Activity and Weight Management Research Center
Pittsburgh Learning Policy Center
Reading Center
School of Education Computer Laboratories, which include the Cooley Lab (Posvar Hall) and the Trees Hall Lab
Science Education Laboratory

Swanson School of Engineering

Basic Metals Processing Research Institute
Center for Bioengineering
Center for Complex Engineered Multifunctional Materials
Center for e-Design and Realization
Center for Energy
Center for Metal Cutting Fluids
Center for National Preparedness
Center for Sustainable Transportation
Manufacturing Assistance Center
Mascaro Center for Sustainable Innovation
Radio Frequency Identification (RFID) Center of Excellence
Swanson Center for Micro and Nano Systems
Swanson Center for Product Innovation
Swanson Institute for Technical Excellence
Also, see "Jointly-Administered Centers."

School of Information Sciences

Sara Fine Institute for Interpersonal Behavior and Technology
Institute for Information Ethics and Policy
Visual Information Systems Center (VISIC)
Decision Systems Laboratory
Geoinformatics Laboratory
Laboratory of Education and Research on Security Assured Information Systems (LERSAIS)
Teaching and Learning Research Lab
U/Lab

School of Law

Civil Practice Law Clinic
Community Economic Development Clinic
Environmental Law Clinic
Family Law Clinic
Innovation Practice Institute
Low Income Taxpayer Clinic
Also, see "Jointly-Administered Centers."

School of Social Work

Center on Race and Social Problems

Centers, Institutes, Laboratories, and Clinics

Fall Term 2009

Centers, Institutes, Laboratories, and Clinics by School: Health Sciences

Graduate School of Public Health

Center for Aging and Population Health
Center for Free Radical and Antioxidant Biochemistry
Center for Healthy Aging
Center for Healthy Environments and Community
Center for Global Health
Center for Minority Health
Center for Public Health Practice
Center for Public Health Preparedness
Center for Research on Health and Sexual Orientation
Center for Rural Health Practice
Clinical Oncology Program Biostatistical Center
Epidemiology Data Center
EXPORT Health
Health Policy Institute
Pennsylvania/Mid-Atlantic AIDS Education and Training Center
Pennsylvania and Ohio Public Health Training Center
Pennsylvania Prevention Project
Also, see "Jointly-Administered Centers."

School of Dental Medicine

Center for Craniofacial and Dental Genetics
Center for Dental Informatics
Center for Oral Health Research in Appalachia
Multidisciplinary Implant Center
Also, see "Jointly-Administered Centers."

School of Health and Rehabilitation Sciences

Adaptive Living Laboratory
Human Occupations Laboratories
Rehabilitation Engineering Research Center in Telerehabilitation
Rehabilitation Engineering Research Center on Transportation Safety
Also, see "Jointly-Administered Centers."

School of Pharmacy

Center for Education and Drug Abuse Research
Center for Pharmacogenetics
Center for Pharmacoinformatics and Outcomes Research

School of Pharmacy (continued)

Pharmacodynamic Research Center
Also, see "Jointly-Administered Centers."

School of Medicine

Advanced Center for Interventions and Services Research for Late Life Mood Disorders
American Parkinson Disease Association Center for Advanced Research
Alzheimer Disease Research Center
Center of Excellence in Autism Research
Brain Trauma Research Center
Center for ALS Research
Center for Biologic Imaging
Center for Advanced Brain Magnetic Imaging
Center for Detection, Diagnosis, and Intervention in Dementia
Center for Endovascular and Exovascular Therapy
Center for Modeling Pulmonary Immunity
Center for Primary Care Community-Based Research
Center for Research in Reproductive Physiology
Center for Research on Emergency Medical Services
Center for Research on Health Care
Duchenne Muscular Dystrophy Research Center
Emergency Response Human Performance Laboratory
Lung Translational Genomics Center
Hartford Foundation Center of Excellence in Geriatric Medicine
Neurosurgical Oncology Center
Ophthalmology and Visual Sciences Research Center
Otolaryngology Research Center
Pittsburgh Center for Pain Research
Pittsburgh Institute for Neurodegenerative Diseases
Translational Neuroscience Program
Udall Center for Parkinson's Research
Also, see "Jointly-Administered Centers."

School of Nursing

Center for Research and Evaluation
Center for Research in Chronic Disorders
Also, see "Jointly-Administered Centers."

Centers, Institutes, Laboratories, and Clinics: Other Academic Units and the Regional Campuses

Office of the Provost

Center for Instructional Development and Distance Education
Center for Philosophy of Science

Student Affairs

Student Health Service
University Counseling Center

University Center for International Studies

African Studies Program
Asian Studies Center
Center for Latin American Studies
Center for Performing Arts of India
Center for Russian and East European Studies
Center for West European Studies
European Union Center of Excellence
Pennsylvania Ethnic Heritage Studies Center

University Library System

Center for American Music

Johnstown Campus

John P. and Joyce Murtha Center for Continuing Education and Professional Development

Greensburg Campus

The Westmoreland Heritage

Titusville Campus

George J. Barco Center for Continuing Education

Bradford Campus

Allegheny Institute of Natural History
Business Resource Center
Center for Rural Health Practice
Energy Institute

Centers, Institutes, Laboratories, and Clinics

Fall Term 2009

Centers, Institutes, Laboratories, and Clinics: Jointly-Administered Centers

Graduate School of Public and International Affairs/ Joseph M. Katz Graduate School of Business

Center for Conflict Resolution and Negotiation

Graduate School of Public and International Affairs/ University Center for International Studies

Global Studies Program

Matthew B. Ridgway Center for International Security Studies, which
includes the Ford Institute for Human Security

Health Sciences²

Center for Clinical Pharmacology
Center for Continuing Education in the Health Sciences
Center for Environmental Oncology
Center for Injury Research and Control
Division of Laboratory Animal Resources
Genomics and Proteomics Core Laboratories
Head and Neck Cancer Specialized Program of Research Excellence
Institute for Clinical Research Education
Lung Cancer Specialized Program of Research Excellence
Oral Cancer Center
Pittsburgh AIDS Center for Treatment
Systems Neuroscience Institute

Health Sciences²/ Bioengineering

Human Movement and Balance Laboratories
Magnetic Resonance Research Center
Medical Virtual Reality Center
Musculoskeletal Research Center
Pepper Center

Health Sciences²/Children's Hospital of Pittsburgh/Magee- Womens Hospital and Research Institute

Pittsburgh Cytogenetics Laboratory
Disabilities Resource Center

Health Sciences²/ UPMC Health System

Center for Assistive Technology
Center for Biosecurity
Center for Environmental Oncology
Center for Sports Medicine
Center for Vaccine Research
Clinical and Translational Science Institute
Neuromuscular Research Laboratory
Peter M. Winter Institute of Simulation Education and Research
(WISER)
Swallowing Disorders Center

Joseph M. Katz Graduate School of Business/ University Center for International Studies

International Business Center

School of Arts and Sciences/ School of Engineering

Center for Molecular and Materials Simulations
Center for Simulation and Modeling
Petersen Institute of NanoScience and Engineering

School of Arts and Sciences/ Health Sciences²

Drug Discovery Institute

School of Arts and Sciences/ Health Sciences²/ School of Law

Center for Bioethics and Health Law

School of Arts and Sciences/ School of Medicine

Center for Neuroanatomy with Neurotropic Viruses
Center for Neuroscience
Conte Center for the Neuroscience of Mental Disorders
Pittsburgh Institute for Neurodegenerative Diseases
University Community Leaders and Individuals with Disabilities Center

School of Health and Rehabilitation Sciences/ School of Engineering/ VA Pittsburgh Health Care System/ UPMC Health System

Human Engineering Research Laboratories
University of Pittsburgh Model Center on Spinal Cord Injury

School of Information Sciences/ Graduate School of Public Health/ School of Medicine

Center for National Preparedness

School of Law/ University Center for International Studies

Center for International Legal Education

School of Medicine/ Children's Hospital of Pittsburgh

Benedum Pediatric Trauma Program
Pediatric Center for Neuroscience
Pediatric Neurotrauma Center

School of Medicine/ Children's Hospital of Pittsburgh/ Magee-Womens Hospital and Research Institute

Fetal Diagnosis and Treatment Center
Pittsburgh Diabetes Institute

School of Medicine/ Magee-Womens Hospital and Research Institute

Pregnancy and Diabetes Center
Center for Family Planning Research
Center for Fertility and Reproductive Endocrinology
Center for Research in Continence and Pelvic Floor Disorders
Ovarian Cancer Center of Excellence
Pittsburgh Development Center

School of Medicine/ UPMC Health System

Affect Regulation and Adolescent Brain Center
Audiology Center
Benedum Geriatric Center
Brachial Plexus and Peripheral Nerve Injury Center and Clinic
Brain and Spine Injury Center
Charles T. Campbell Ophthalmic Microbiology Laboratory
Cardiovascular Institute
Center for Clinical Neurophysiology
Center for Diabetes and Endocrinology
Center for Emergency Medicine of Western Pennsylvania
Center for Balance Disorders
Center for Hemochromatosis and Iron Overload Disorders
Center for Image-Guided Neurosurgery

Centers, Institutes, Laboratories, and Clinics

Fall Term 2009

Centers, Institutes, Laboratories, and Clinics: Jointly-Administered Centers (continued)

School of Medicine/UPMC Health System (continued)

Center for Integrative Medicine
Center for Intestinal Health and Nutrition Support
Center for Liver Diseases
Center for Overcoming Problem Eating
Center for Women's Digestive Health
Comprehensive Epilepsy Center
Comprehensive Lung Center
Comprehensive Pain Center
Cosmetic Surgery and Skin Health Center
Cutaneous Oncology Center
Digestive Disorders Clinic
Emphysema Resource Center
Eye Center
Gastrointestinal Cancer Prevention and Treatment Center
Heart, Lung, and Esophageal Surgery Institute
Hillman Cancer Center
Inflammatory Bowel Disease Center
Institute on Aging
Institute for Doctor-Patient Communication
Institute to Enhance Palliative Care
Institute for Rehabilitation and Research
LHAS Women's Heart Center
Late-Life Depression Evaluation and Treatment Center
McGowan Institute for Regenerative Medicine
Neurogastroenterology and Motility Center
Osteoporosis Prevention and Treatment Center
Spasticity Evaluation and Treatment Institute
Pancreas and Biliary Center
Minimally Invasive Endoneurosurgery Center
Position Emissions Tomography Center
Simmons Center for Interstitial Lung Diseases
Center for Sleep Medicine
Sinus and Allergy Center
STAR Center (Services for Teens at Risk)
Stroke Institute
Thomas E. Starzl Transplantation Institute
University of Pittsburgh Headache Center
Vascular Medicine Institute
Weight Management Center
Paul Wellstone Muscular Dystrophy Cooperative Research Center
Western Psychiatric Institute and Clinic
Late-Life Mood Disorder Evaluation & Treatment Center

School of Medicine/VA Pittsburgh Health Care System

Geriatric Research Education and Clinical Center
Center for Health Equity and Research Promotion

University of Pittsburgh/Carnegie Mellon University

Brain Imaging Research Center
Center for the Neural Basis of Cognition
Real-time Outbreak and Disease Surveillance Laboratory
Pittsburgh Center for Social History
Pittsburgh Mind/Body Center
Pittsburgh NMR Center for Biomedical Research

University of Pittsburgh/Carnegie Mellon University/ Duquesne

University/UPMC Health System/Windber Research Institute

Pittsburgh Tissue Engineering Initiative

University of Pittsburgh/Carnegie Mellon University/Westinghouse Electric Corporation

Pittsburgh Supercomputing Center

University-wide

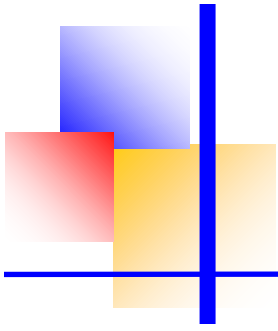
Institute of Politics

¹ Centers and institutes in the category "University Centers and Institutes" are distinguished by organizational permanence, programmatic autonomy, and an annual operating budget fiscally independent of any other academic, research, and/or service unit.

² Centers and institutes listed are jointly administered by two or more schools of the Health Sciences, including: Graduate School of Public Health, School of Dental Medicine, School of Health and Rehabilitation Sciences, School of Nursing, School of Pharmacy, and School of Medicine.

Note: The centers, institutes, laboratories, and clinics listed are University of Pittsburgh or University affiliated organizations. They are either single or multidisciplinary in scope, and are generally involved in some combination of education, research or service activities. Each center, institute, laboratory, and clinic is listed under the name of the unit with which it is associated.

The Office of Management Information and Analysis modifies this listing throughout the year.



Library Collections and Services

Library Collections and Services

The University of Pittsburgh libraries and collections provide an abundant amount of information and services to the students, faculty, staff, administrators, and researchers of the University. In fiscal year 2009, the University's 26 libraries and collections have surpassed 5.8 million volumes. In addition, they contain more than 5 million pieces of microforms, and over 87,000 current serials.

Under the administration of the Hillman University Librarian and Director, the University Library System (ULS) includes the following libraries and collections: Hillman (main), African American, Allegheny Observatory, Archives Service Center, Buhl (social work), Center for American Music, Chemistry, Special Collections, East Asian, Engineering (Bevier Library), Frick Fine Arts, Government Documents, Information Sciences, Katz Graduate School of Business, Langley (biological sciences, behavioral neuroscience), Music, Public and International Affairs/Economics, and Special Collections. Libraries are also located at each of the University's four regional campuses. The ULS maintains a high-density storage area at the Library Facility in the Point Breeze section of Pittsburgh.

The Hillman Library is the largest facility with seating for 1,530 users. It offers an open stack arrangement and an extensive range of library services. Hillman Library houses collections in the humanities and social sciences, and includes area studies, psychology, computer science, maps, and government documents.

In addition to the University Library System, the University offers the Barco Law Library and the Health Sciences Library System.

The Health Sciences Library System (HSLs) at the University of Pittsburgh comprises several libraries that support the educational, research, patient care, and service activities of the schools of the health sciences (Medicine, Dental Medicine, Pharmacy, Health and Rehabilitation Sciences, Nursing, and Public Health), as well as the hospitals of the University of Pittsburgh Medical Center. The HSLs include the Falk Library of the Health Sciences, the Libraries at UPMC Shadyside, and the Children's Hospital of Pittsburgh Library. The Computer and Media Center in Falk Library is the primary health sciences facility and service point for audiovisual and microcomputer resources. HSLs Online (www.hsls.pitt.edu) is the gateway to extensive electronic resources for clinical and research needs.

PITTCat+, the University of Pittsburgh's online library catalog, provides access to materials held in all University libraries, as well as to online journal, newspaper and magazine articles, hundreds of thousands of licensed and freely available e-books, digital images and texts, and currently contains information for more than 5 million items. In addition, the ULS provides access to a comprehensive journal and magazine article discovery tool, Zoom!, as well as hundreds of additional general and subject specific databases supporting the research needs of Pitt faculty, staff, and students. These and hundreds of other online resources are available via the Pitt Digital Library at www.library.pitt.edu.

Source: University Library System, March 2010.

The University of Pittsburgh is a member of the Association of Research Libraries. Through membership in several Pennsylvania consortia of libraries, including PALCI and Lyrasis, cooperative borrowing arrangements have been developed with other Pennsylvania institutions.

University Library System

Hillman Library	<i>Schenley Drive at Forbes Avenue</i>
Allegheny Observatory	<i>Allegheny Observatory, 159 Riverview Avenue</i>
Archives Service Center	<i>7500 Thomas Boulevard</i>
Bevier Engineering Library	<i>G-33 Benedum Hall</i>
Center for American Music	<i>4301 Forbes Avenue (Stephen Foster Memorial)</i>
Chemistry Library	<i>130 Chevron Science Center</i>
Frick Fine Arts Library	<i>Frick Fine Arts Building</i>
Graduate School of Public and International Affairs/ Economics Library	<i>1G12 Wesley W. Posvar Hall</i>
Information Sciences Library	<i>302 Information Sciences</i>
Katz Graduate School of Business Library	<i>130 Mervis</i>
Langley Library (biological sciences and neuroscience)	<i>A-217 Langley Hall</i>
Library Resource Facility	<i>7500 Thomas Boulevard</i>
Music Library	<i>B-30 Music Building</i>

Regional Campuses:

Hanley Library	<i>Bradford Campus</i>
Haskell Memorial Library	<i>Titusville Campus</i>
Millstein Library	<i>Greensburg Campus</i>
Owen Library	<i>Johnstown Campus</i>

Barco Law Library	<i>400 Barco Law Building</i>
--------------------------------	-------------------------------

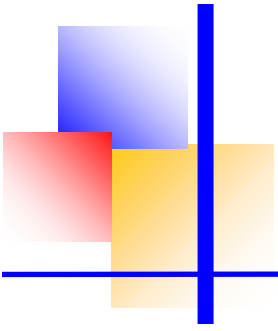
Health Sciences Library System

Children's Hospital Library	<i>4401 Penn Avenue</i>
Falk Library	<i>Second Floor, Sciafe Hall</i>
UPMC Shadyside Libraries	<i>5230 Centre Avenue</i>

Library Collection Information
University Library System, Health Sciences Library System,
Law Library and University Total
Fiscal Years 2008 and 2009

	<u>Library Collections Information</u>	
	2008	2009
University Library System		
Monograph Volumes	5,092,011	5,280,271
Current Serials Received	50,438	78,248
Microform Units	4,024,952	4,066,065
Cartographic Materials	124,382	124,691
Graphic Materials	810,943	810,898
Audio Materials	112,167	113,403
Film and Video Materials	89,727	93,250
Manuscript and Archives (linear feet)	31,528	31,828
Health Sciences Library System		
Monograph Volumes	336,125	383,155
Current Serials Received	4,406	4,968
Microform Units	68,530	0
Cartographic Materials	30	26
Graphic Materials	5	6
Audio Materials	2,727	2,108
Film and Video Materials	5,016	3,903
Law Library		
Monograph Volumes	229,267	234,505
Current Serials Received	4,297	4,035
Microform Units	1,348,897	1,362,245
Cartographic Materials	0	0
Graphic Materials	1,753	1,753
Audio Materials	421	433
Film and Video Materials	371	357
<hr/>		
University Total		
Monograph Volumes	5,657,403	5,897,931
Current Serials Received	59,141	87,251
Microform Units	5,442,379	5,428,310
Cartographic Materials	124,412	124,717
Graphic Materials	812,701	812,657
Audio Materials	115,315	115,944
Film and Video Materials	95,114	97,510
Electronic Materials shared jointly by all libraries		
Number of electronic full-text journals	42,813	72,341
Number of electronic books	537,837	610,996
<hr/>		
	<u>Number of Transactions or Instruction Sessions</u>	
	2008	2009
University Library System		
Circulation Transactions	445,928	448,941
Reference Transactions	77,139	87,380
Library Instruction Sessions	689	700
Health Sciences Library System		
Circulation Transactions	31,505	23,534
Reference Transactions	54,502	33,538
Library Instruction Sessions	685	458
Law Library		
Circulation Transactions	4,333	4,514
Reference Transactions	2,882	2,930
Library Instruction Sessions	67	78
<hr/>		
University Total		
Circulation Transactions	481,766	476,989
Reference Transactions	134,523	123,848
Library Instruction Sessions	1,441	1,236
All Libraries -- Digital Services		
# of electronic reference transactions	11,003	12,641
# of Searches in Networked Elec Resources	5,299,926	5,716,237

Source: University Library System, March 2010.



Computing Services and Systems Development

Computing Services and Systems Development

Information technology is an integral part of the academic and research mission of the University of Pittsburgh. Worldwide computing, networked information, online collaboration, and technology-delivered instruction are daily experiences at the University's five campuses. Computing Services and Systems Development (CSSD) provides the infrastructure, resources, and support for these services that are utilized by nearly every student, faculty, and staff member.

CSSD maintains the Information Technology Web site at technology.pitt.edu to provide the University community with a one-stop source for technology resources, as well as technology news and computer security services.

University Computing Accounts and Electronic Mail

Each student, faculty, and staff member receives a University Computing Account at the time of admission or employment. It provides access to the computing and technology services described below. The account features a unique username that is used in conjunction with a secure password. Forgotten passwords can be reset online using the Self-Service Password Reset Service. Students, faculty, and staff must set three online security questions at accounts.pitt.edu before using the service.

University email addresses consist of a username followed by "@pitt.edu" (for example, abc123@pitt.edu). Students, faculty, and staff can read University email online from any location, using the Webmail feature available at my.pitt.edu. All official University correspondence is sent to a user's University email address. Email forwarding information is available at accounts.pitt.edu.

Network and Telecommunications Environment

CSSD provides the network infrastructure and telecommunications backbone for the University community. The University's data network, PittNet, operates over a 10 Gigabit backbone that joins hundreds of local Ethernets into a large, geographically distributed network and connects thousands of computers at all five University campuses to the Internet. PittNet extends into campus buildings with reliable 1 Gigabit connections and service points to University offices and workspaces at 100 Mbps. The undergraduate residence halls are fully wired, with one Ethernet port per student. An extensive

consulting and support program is available in the residence halls to support student computing.

Wireless PittNet, the University's campuswide wireless network, is built upon the strength of the University's wired network. The service is easy to use, secure, and reliable. Guest Wireless Service is available to provide short-term Internet access to visitors on official University business.

When off-campus, students, faculty, and staff have access to PittNet through the Secure Remote Access service and a modem pool that supports dial-up connections. The Secure Remote Access service provides students, faculty, and staff with a convenient way to access restricted online library journals, databases, and other University resources at any time and from any location.

The University's Web portal, my.pitt.edu, provides students, faculty, and staff with a single point of Web access to the information and applications that they use most at the University. The portal makes it possible to check email, view grades and class schedules, pay tuition bills online, and read local news and weather from one convenient location. Users can customize the content and layout of their portal pages. University units and schools can easily disseminate information to their students, faculty, and staff through the various portal communities.

The University's Web Conferencing Service is a secure and convenient online solution for faculty and staff to host virtual meetings and collaborate with colleagues across campus or around the globe. The service is accessed through the Web Conferencing portal community at my.pitt.edu and supports Windows, Mac, and Linux operating systems.

Extensive telecommunications support is provided to more than 25,000 telephones. Advanced services such as audio conferencing, Automated Call Distribution, calling cards, and professional consulting on wireless telephone service are available to the University community. University units can utilize the Telephone Conferencing Service to hold secure, on-demand conference calls at any time, day or night.

Resource Environment

The University's Emergency Notification Service will be used to communicate through voice

Computing Services and Systems Development

and text messages as deemed appropriate in the event of an emergency. Students, faculty, and staff must subscribe to participate in this service by visiting my.pitt.edu.

The Technology Help Desk at 412 624-**HELP** [4357] is available 24 hours a day, seven days per week. Questions and problem reports can also be submitted online at technology.pitt.edu. The Technology Help Desk provides troubleshooting and problem resolution, and answers “how to” questions on a variety of information technology issues. Instructional documentation is also available at technology.pitt.edu.

CSSD supports seven campus computing labs for students at the Pittsburgh campus. The labs offer more than 550 computers running Windows, Macintosh, Linux, and UNIX. Computers are equipped with more than 100 of the latest software applications and tools, as well as CD writing capability and USB ports. Scanners are available to be signed out and used in each lab. Printing services include high-speed print capability in all facilities and color laser print capability in the David Lawrence Hall computing lab.

Self-Service Printing stations are available in many of the labs. Lab locations, hours, and equipment lists are available at technology.pitt.edu. Students can also call Lab Line at 412 383-**LABS** [5227] for real-time information about lab hours and the number of computers available in each lab. In addition, email kiosks are distributed throughout the Pittsburgh campus, providing convenient locations for students to check their email or to browse the Web between classes.

CSSD’s spam and virus email filtering service stops dangerous viruses and unwanted email from reaching the @pitt.edu email addresses. Students, faculty, and staff can also use the Pitt Software Update Service at technology.pitt.edu to protect their Windows computers from viruses and security vulnerabilities. The Pitt Software Update Service downloads and installs the latest Microsoft security updates and service packs locally from the University’s network. CSSD also provides anti-spyware software, available at no cost at software.pitt.edu, to help protect Windows computers against harmful spyware programs.

CSSD has implemented a Central Directory that is the authoritative, centralized database of all

individuals affiliated with the University. It includes information about students, faculty, and staff, as well as other classifications of individuals associated with the University. A unique feature of the Central Directory is the Find People online directory service, which allows users to conduct a search for individuals at Pitt using their last names or University Computing Account usernames.

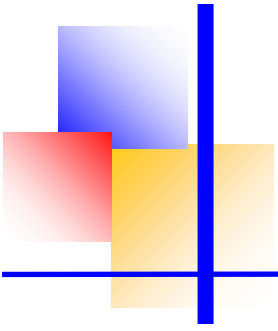
Support Environment

The University’s Network Operations Center (NOC) monitors and manages critical University business and academic systems around the clock to ensure availability and to prevent service interruptions. Computing Services and Systems Development offers a consulting and evaluation service to University departments on a contractual basis. Through the contract program, systems analysts and technical professionals can be hired, from one to five days per week, to provide dedicated, high-level, on-site consulting.

CSSD has also established the Expert Partners program to provide departmental technical staff with access to CSSD resources, as well as liaison and training services. This program is designed to assist the departmental staff analyst in delivering high-quality support within his or her own department, coordinated with the overall direction of services provided by CSSD. CSSD’s Academic Computing program offers desktop support for faculty members, as well as assistance with the Faculty Computing Program – a program that provides the latest computer software to faculty participants.

Students are provided with an extensive array of software applications and utilities at no cost. The Microsoft Campus Software for Students program provides Microsoft applications and operating systems to Pitt students free of charge. Students can receive software upgrades while enrolled at the University and may retain the software when they graduate. CSSD also offers mathematics, statistics, utility, and Internet software products without charge or at greatly reduced prices. In addition, CSSD provides the University community with a Software Download Service (software.pitt.edu) that permits students, faculty, and staff to install software that is available free of charge according to the University’s enterprise and site license agreements.

Source: Computing Services and Systems Development, October 2009.



Institutional Advancement

Institutional Advancement

The mission of the Office of Institutional Advancement is to build relationships, inspire philanthropy, and steward those who invest in the University of Pittsburgh.

At the close of the fiscal year, the University's capital campaign, "Building Our Future Together," had raised \$1.380 billion in gifts and pledges. A major focus of the campaign has been to increase the number of University endowed funds, which provide perpetual support for the University. At the end of fiscal year 2009, the University had 2,076 endowed funds, a 134% increase in the number of funds at the beginning of the campaign. To date, more than 146,456 donors have contributed to the campaign. Of these donors, 243 have given \$1 million or more to the University.

In fiscal year 2008, the individual major gift fundraising program reached the \$500 million mark in gifts and pledges raised throughout the campaign. And the Foundation Relations program reached \$509 million raised since the beginning of the campaign.

Institutional Advancement's staff members promote and mobilize volunteer activities in support of fundraising. They coordinate alumni advocacy efforts, and perform other functions in support of the University's mission. One important fundraising program is the Annual Fund, which provides potential donors with opportunities to support the University at every dollar level. From small donations which help to fund day-to-day operations to large gifts which endow entire programs, the generous support of devoted Pitt alumni, friends, parents, faculty, and staff is critical to Pitt's mission. In fiscal year 2009, 47,811 donors made gifts to the University's Annual Fund.

Institutional Advancement's Planned Giving Department assists the University's alumni and friends in arranging charitable gifts that are executed over an extended period of time or at some point in the future. These contributions, which may provide powerful tax benefits and

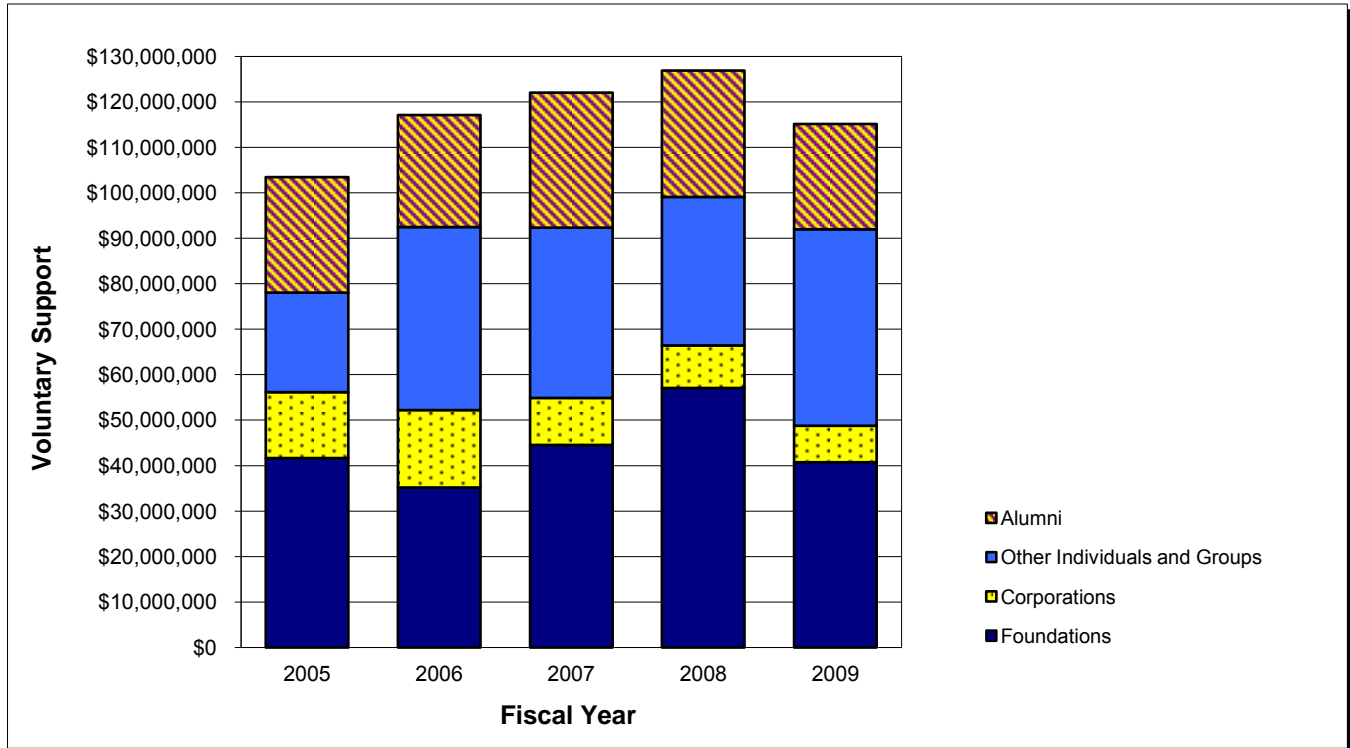
sources of income to donors, can be made through gifts of life insurance, life income gifts, or a number of other donor-friendly options.

Corporate and Foundation Relations staff members act as liaisons between individuals at the University – faculty or various other departmental personnel – and representatives of local, national, and international corporations and foundations. The purpose of this effort is to connect University funding needs with the philanthropic interests of donor organizations. In addition, the University participates in a corporate matching gift program through which numerous corporations match eligible gifts made to the University by their employees.

The University's alumni number more than 266,000 and reside in all 50 states, the District of Columbia, four U.S. territories, and 160 foreign countries. The Office of Alumni Relations and the University of Pittsburgh Alumni Association together promote mutually productive relationships between the University and its alumni. Alumni Relations staff members foster the continued connection of alumni with Pitt after graduation, as alumni link the University's past with its future. Additionally, Alumni Relations staff members direct the Student Alumni Association and the Blue and Gold Society, an organization of outstanding student leaders who represent the University at alumni and community events. The Alumni Association charters a growing number of Pitt alumni clubs, works to influence government offices to fund and nurture higher education, and assists the University in its efforts to attract and support high-caliber students.

Institutional Advancement also administers activities held in the Heinz Memorial Chapel, a Gothic building famous for its magnificent stained glass windows. The Chapel is a focal point of campus life for students, faculty, staff, and alumni. It provides a place for worship services, concerts, lectures, memorial services, weddings, and individual reflection and meditation.

Voluntary Support by Source of Giving Fiscal Year 2005 to 2009



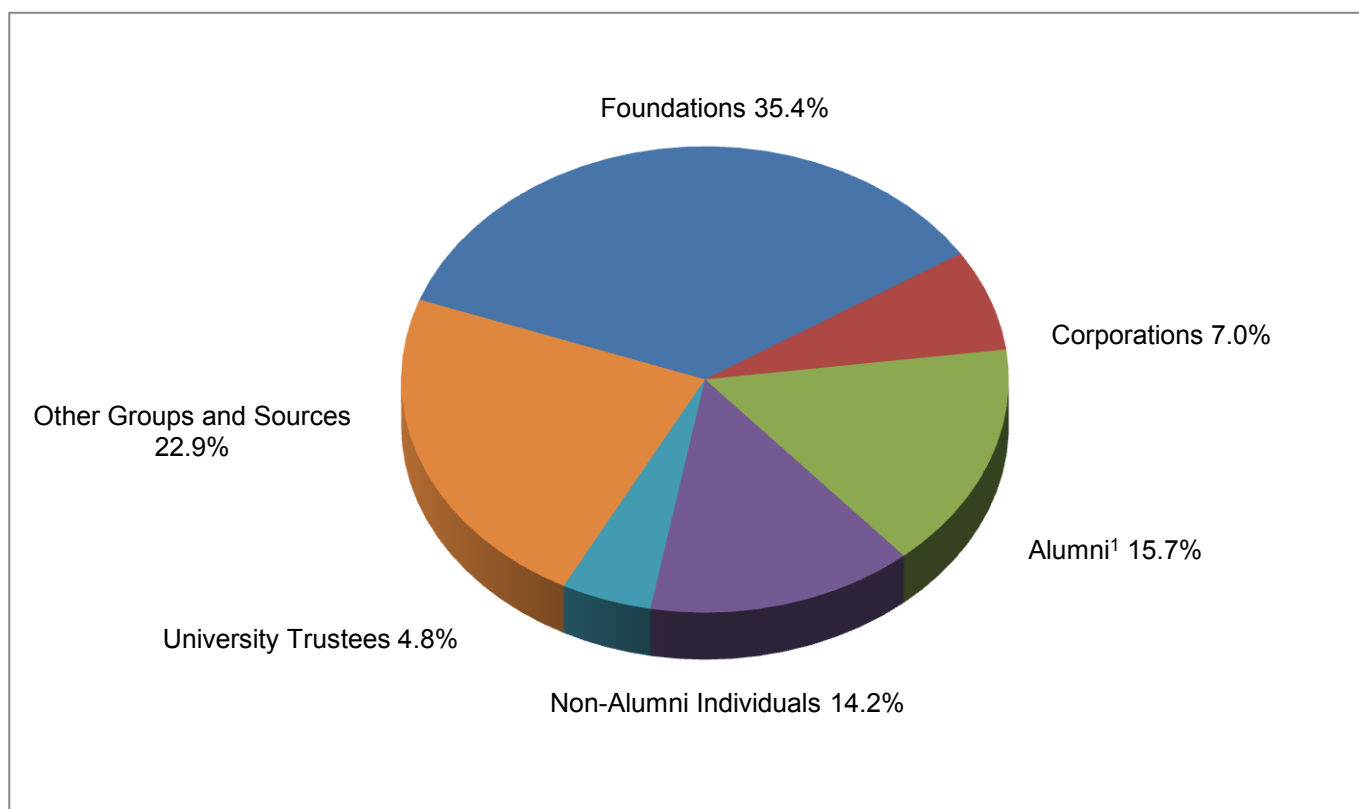
Fiscal Year	Alumni	Other Individuals and Groups	Corporations	Foundations	Voluntary Support All Sources
2005	\$25,348,815	\$21,921,287	\$14,485,993	\$41,655,431	\$103,411,526
2006	24,578,561	40,316,157	16,962,524	35,218,646	117,075,888
2007	29,712,985	37,426,989	10,314,258	44,555,985	122,010,217
2008	27,759,235	32,670,105	9,374,670	57,042,058	126,846,068
2009 ¹	23,149,374	43,165,904	8,083,383	40,714,546	115,113,207

¹ *Voluntary Support, All Sources* had initially been reported as \$109,847,314. These FY 2009 figures have been restated to include Gifts Held By Others and other corrections.

Note: Voluntary Support figures shown in this table are point-in-time, and as such, serve only as a reference point. Other presentations of these data may take into account changes in donor specifications and various other developments.

Source: Institutional Advancement, October 2009 (FY 2005 to FY 2008 data); December 2011 (FY 2009 data).

Voluntary Support by Support Category Fiscal Year 2009



Support Category	Voluntary Support
Foundations	\$40,714,546
Corporations	8,083,383
Alumni ¹	18,073,496
Non-Alumni Individuals	16,376,536
University Trustees	5,547,531
Other Groups and Sources	26,317,715
Support Category Total²	<u><u>\$115,113,207</u></u>

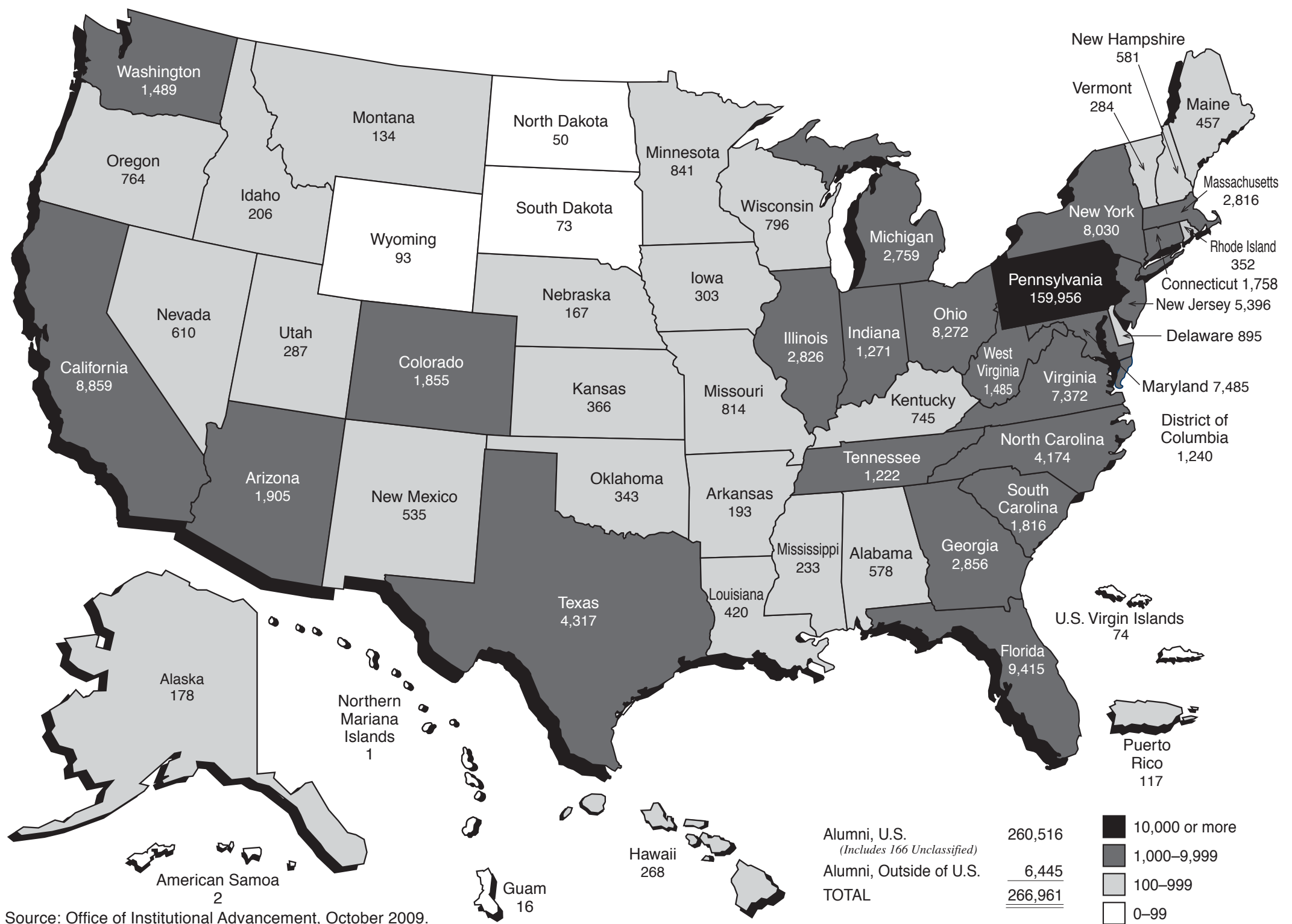
¹University of Pittsburgh alumni who serve as members of the University Board of Trustees are included under the support category designated as *University Trustees*.

²*Voluntary Support, Support Category Total* had initially been reported as \$109,847,314. These FY 2009 figures have been restated to include Gifts Held by Others and other corrections

Note: Voluntary Support figures shown in this table are point-in-time, and as such, serve only as a reference point. Other presentations of these data may take into account changes in donor specifications and various other developments.

Source: Institutional Advancement, December 2011.

Alumni Residing in the United States by State or Territory 2009



Source: Office of Institutional Advancement, October 2009.

APPENDIX

This appendix includes the following three Fact Book tables that were previously found in the Faculty and Staff Information section (**note that these tables should be used for informational purposes only**):

1. Full-Time and Part-Time Employees by School and Employee Type, Pittsburgh Campus, Regional Campuses, and University Total, Fall Term 2009
2. Full-Time Employees by Race and Sex, Pittsburgh Campus, Regional Campuses, and University Total, Fall Term 2009
3. Selected Characteristics of Full-Time Employees, Total University, Fall Term 2009

These three tables have been moved to this appendix as they have been replaced with revised tables.

The revised tables now include, in the Research Associate category, both Research Associate and Post Doctoral Associate employees. The revised tables are those currently included in the Faculty and Staff Information section of the Fact Book.

Note that this table should be used for informational purposes only. Revised data, found in the table currently located in the Faculty and Staff Information section, supercede these data.

**Full-Time and Part-Time Employees by School and Employee Type
Pittsburgh Campus, Regional Campuses and University Total
Fall Term 2009**

	Faculty			Research Associates			Staff			Total	
	Full-Time	Part-Time	Total	Full-Time	Part-Time	Total	Full-Time	Part-Time	Total		
Pittsburgh Campus	School of Arts and Sciences	669	393	1,062	5	1	6	384	27	411	1,479
	College of General Studies	0	30	30	0	0	0	29	0	29	59
	University Honors College	0	0	0	1	0	1	7	0	7	8
	Joseph M. Katz Graduate School of Business	81	29	110	0	0	0	99	4	103	213
	School of Education	121	12	133	5	1	6	113	15	128	267
	Swanson School of Engineering	133	16	149	13	2	15	96	2	98	262
	School of Law	49	1	50	0	0	0	40	3	43	93
	Graduate School of Public and International Affairs	30	9	39	0	0	0	22	2	24	63
	School of Social Work	33	67	100	2	0	2	94	3	97	199
	School of Information Sciences	31	25	56	0	0	0	23	1	24	80
	School of Dental Medicine	86	98	184	1	0	1	165	7	172	357
	School of Nursing	79	12	91	5	0	5	87	21	108	204
	School of Pharmacy	81	10	91	6	0	6	54	3	57	154
	Graduate School of Public Health	158	10	168	20	2	22	411	45	456	646
	School of Medicine	2,107	83	2,190	238	2	240	1,563	95	1,658	4,088
	School of Health and Rehabilitation Sciences	103	8	111	0	0	0	51	1	52	163
	Other Areas	107	15	122	41	6	47	3,105	141	3,246	3,415
Total	3,868	818	4,686	337	14	351	6,343	370	6,713	11,750	

Note that this table should be used for informational purposes only. Revised data, found in the table currently located in the Faculty and Staff Information section, supercede these data.

**Full-Time and Part-Time Employees by School and Employee Type
Pittsburgh Campus, Regional Campuses and University Total
Fall Term 2009**

		Faculty			Research Associates			Staff			Total
		Full-Time	Part-Time	Total	Full-Time	Part-Time	Total	Full-Time	Part-Time	Total	
Regional Campuses	University of Pittsburgh at Johnstown	140	18	158	0	0	0	204	6	210	368
	University of Pittsburgh at Greensburg	73	20	93	0	0	0	95	2	97	190
	University of Pittsburgh at Titusville	28	38	66	0	0	0	48	4	52	118
	University of Pittsburgh at Bradford	75	14	89	0	0	0	129	8	137	226
	Total	316	90	406	0	0	0	476	20	496	902
University Total		4,184	908	5,092	337	14	351	6,819	390	7,209	12,652

Notes: Figures include regular full-time and regular part-time employees. Individuals employed on a temporary full-time or temporary part-time basis are not included.

Joseph M. Katz Graduate School of Business includes the College of Business Administration.

Education does not include employees in the responsibility center designated as Education-University Service Programs.

Other Areas include the following responsibility centers: Office of the Chancellor, Secretary of the Board of Trustees, Student Affairs, Office of the Provost, Office of the Senior Vice Chancellor for Health Sciences, University Center for International Studies, General Counsel, Pittsburgh Cancer Institute, Vice Chancellor for Institutional Advancement, Education-University Service Programs, University Library System, Computing Services and Systems Development, Facilities Management, Learning Research and Development Center, Athletics, University Center for Social and Urban Research, School of Medicine Division Administration, Executive Vice Chancellor, Vice Chancellor for Budget and Controller, Human Resources, and Business Operations.

Note that this table should be used for informational purposes only. Revised data, found in the table currently located in the Faculty and Staff Information section, supercede these data.

**Full-Time Employees by Race and Sex
Pittsburgh Campus, Regional Campuses and University Total
Fall Term 2009**

		Black Non-Hispanic	American Indian/Alaskan Native	Asian/Pacific Islander	Hispanic	White Non-Hispanic	Other/Not Reported	Total
Pittsburgh Campus								
Faculty	Female	43	2	223	33	1,158	8	1,467
	Male	<u>52</u>	<u>3</u>	<u>438</u>	<u>66</u>	<u>1,831</u>	<u>11</u>	<u>2,401</u>
	Total	95	5	661	99	2,989	19	3,868
Research Associates	Female	9	0	72	4	88	0	173
	Male	<u>2</u>	<u>1</u>	<u>99</u>	<u>7</u>	<u>52</u>	<u>3</u>	<u>164</u>
	Total	11	1	171	11	140	3	337
Staff	Female	380	5	214	28	3,313	30	3,970
	Male	<u>271</u>	<u>2</u>	<u>97</u>	<u>28</u>	<u>1,962</u>	<u>13</u>	<u>2,373</u>
	Total	651	7	311	56	5,275	43	6,343
Pittsburgh Campus Total		757	13	1,143	166	8,404	65	10,548
Regional Campuses								
Johnstown								
Faculty	Female	1	0	4	0	57	1	63
	Male	<u>1</u>	<u>0</u>	<u>5</u>	<u>1</u>	<u>69</u>	<u>1</u>	<u>77</u>
	Total	2	0	9	1	126	2	140
Staff	Female	2	0	2	1	104	0	109
	Male	<u>3</u>	<u>0</u>	<u>0</u>	<u>0</u>	<u>92</u>	<u>0</u>	<u>95</u>
	Total	5	0	2	1	196	0	204
Johnstown Total		7	0	11	2	322	2	344
Greensburg								
Faculty	Female	1	0	3	2	33	0	39
	Male	<u>1</u>	<u>0</u>	<u>0</u>	<u>1</u>	<u>32</u>	<u>0</u>	<u>34</u>
	Total	2	0	3	3	65	0	73
Staff	Female	2	0	1	0	52	0	55
	Male	<u>4</u>	<u>0</u>	<u>0</u>	<u>0</u>	<u>36</u>	<u>0</u>	<u>40</u>
	Total	6	0	1	0	88	0	95
Greensburg Total		8	0	4	3	153	0	168
Titusville								
Faculty	Female	0	0	1	0	15	0	16
	Male	<u>0</u>	<u>0</u>	<u>2</u>	<u>1</u>	<u>9</u>	<u>0</u>	<u>12</u>
	Total	0	0	3	1	24	0	28
Staff	Female	0	0	0	0	29	0	29
	Male	<u>0</u>	<u>0</u>	<u>0</u>	<u>0</u>	<u>19</u>	<u>0</u>	<u>19</u>
	Total	0	0	0	0	48	0	48
Titusville Total		0	0	3	1	72	0	76

Note that this table should be used for informational purposes only. Revised data, found in the table currently located in the Faculty and Staff Information section, supercede these data.

**Full-Time Employees by Race and Sex
Pittsburgh Campus, Regional Campuses and University Total
Fall Term 2009**

		Black Non-Hispanic	American Indian/Alaskan Native	Asian/Pacific Islander	Hispanic	White Non-Hispanic	Other/Not Reported	Total
Bradford								
Faculty	Female	0	0	2	1	23	0	26
	Male	<u>2</u>	<u>0</u>	<u>6</u>	<u>0</u>	<u>41</u>	<u>0</u>	<u>49</u>
	Total	2	0	8	1	64	0	75
Staff	Female	0	0	1	0	79	0	80
	Male	<u>1</u>	<u>0</u>	<u>0</u>	<u>0</u>	<u>48</u>	<u>0</u>	<u>49</u>
	Total	1	0	1	0	127	0	129
Bradford Total		3	0	9	1	191	0	204
Regional Campuses Total		18	0	27	7	738	2	792
UNIVERSITY TOTAL		<u>775</u>	<u>13</u>	<u>1,170</u>	<u>173</u>	<u>9,142</u>	<u>67</u>	<u>11,340</u>

University Summary

		Black Non-Hispanic	American Indian/Alaskan Native	Asian/Pacific Islander	Hispanic	White Non-Hispanic	Other/Not Reported	Total
University Summary								
Faculty	Female	45	2	233	36	1,286	9	1,611
	Male	<u>56</u>	<u>3</u>	<u>451</u>	<u>69</u>	<u>1,982</u>	<u>12</u>	<u>2,573</u>
	Total	101	5	684	105	3,268	21	4,184
Research Associates	Female	9	0	72	4	88	0	173
	Male	<u>2</u>	<u>1</u>	<u>99</u>	<u>7</u>	<u>52</u>	<u>3</u>	<u>164</u>
	Total	11	1	171	11	140	3	337
Staff	Female	384	5	218	29	3,577	30	4,243
	Male	<u>279</u>	<u>2</u>	<u>97</u>	<u>28</u>	<u>2,157</u>	<u>13</u>	<u>2,576</u>
	Total	663	7	315	57	5,734	43	6,819
UNIVERSITY TOTAL		<u>775</u>	<u>13</u>	<u>1,170</u>	<u>173</u>	<u>9,142</u>	<u>67</u>	<u>11,340</u>

Note: Figures include regular full-time employees. Individuals employed on a temporary full-time basis are not included.

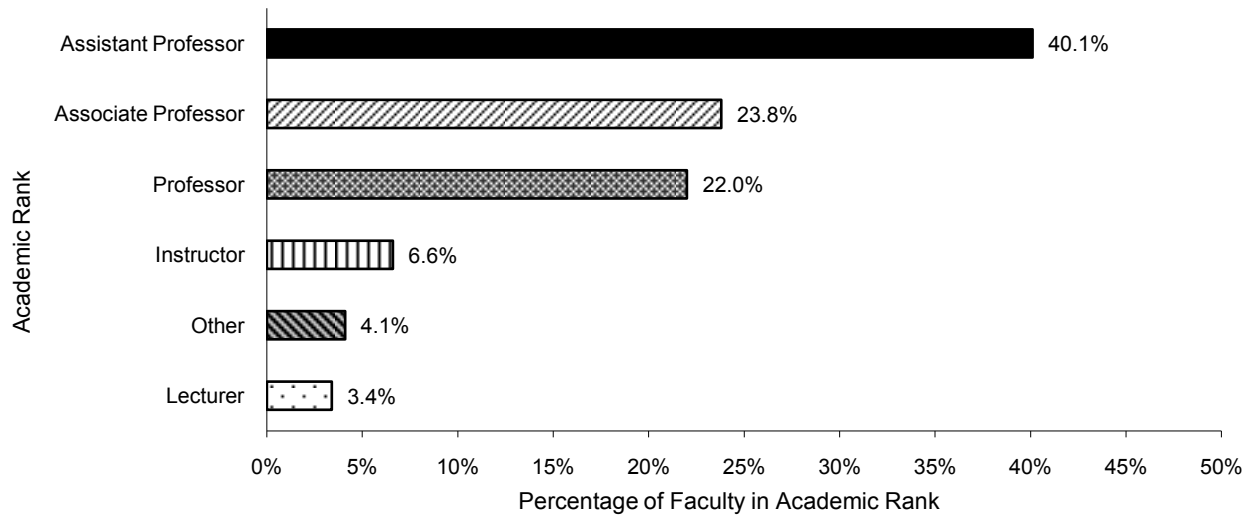
**Selected Characteristics of Full-Time Employees
Total University
Fall Term 2009**

Number of Full-Time Employees by Employee Type

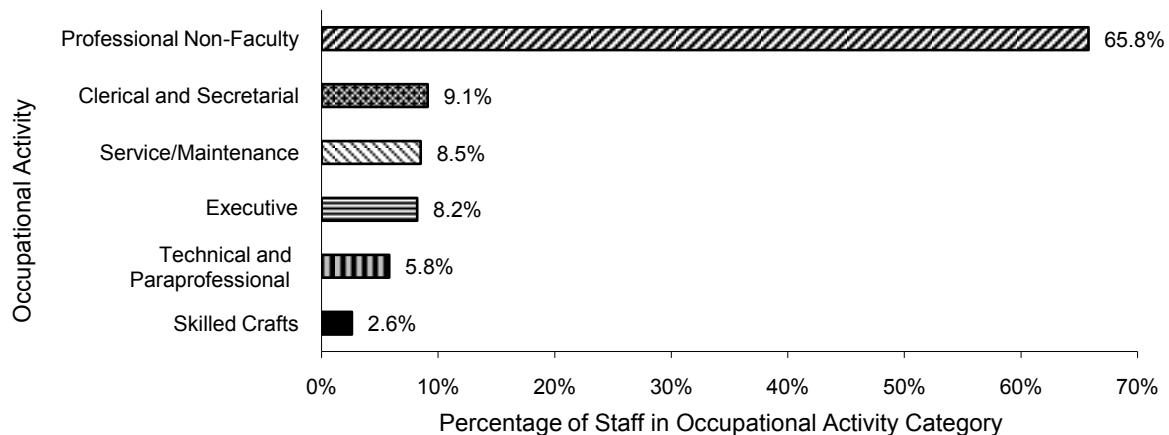
Faculty	4,184	35.1%
Research Associate	930	7.8%
Staff	<u>6,819</u>	57.1%
Total	<u>11,933</u>	100.0%

Note that the data above should be used for informational purposes only. Revised data, found in the table currently located in the Faculty and Staff Information section, supercede these data.

Faculty by Academic Rank



Staff by Occupational Activity Category



Notes: The charts shown on this page provide faculty and staff details, ranks and occupational activity categories, respectively. Figures include regular full-time employees. Individuals employed on a temporary basis are not included.