The cover features a central olive-green rectangle with a vertical gradient, darker at the bottom. This rectangle is framed by blue bars: a top-left corner piece, a vertical bar on the right side, and a bottom-right corner piece. The text is centered within the green area.

University of Pittsburgh
Fact Book 2008



General Information

Mission Statement

The University of Pittsburgh, founded in 1787, is one of the oldest institutions of higher education in the United States. As one of the nation's distinguished comprehensive universities, the resources of the University constitute an invaluable asset for the intellectual, economic, and social enrichment of Pennsylvania, while the international prestige of the University enhances the image of Pennsylvania throughout the world.

The University's mission is to:

- provide high-quality undergraduate programs in the arts and sciences and professional fields, with emphasis upon those of special benefit to the citizens of Pennsylvania;
- offer superior graduate programs in the arts and sciences and the professions that respond to the needs of Pennsylvania, as well as to the broader needs of the nation and the world;
- engage in research, artistic, and scholarly activities that advance learning through the extension of the frontiers of knowledge and creative endeavor;
- cooperate with industrial and governmental institutions to transfer knowledge in science, technology, and health care;
- offer continuing education programs adapted to the personal enrichment, professional upgrading, and career advancement interests and needs of adult Pennsylvanians; and
- make available to local communities and public agencies the expertise of the University in ways that are consistent with the primary teaching and research functions and contribute to social, intellectual, and economic development in the Commonwealth, the nation, and the world.

The trustees, faculty, staff, students, and administration of the University are dedicated to accomplishing this mission, to which they pledge their individual and collective efforts, determined that the University shall continue to be counted among the prominent institutions of higher education throughout the world.

Source: Office of the Secretary, approved by the University of Pittsburgh Board of Trustees, February 1995.

Guide to *Fact Book* Definitions

Many terms in higher education are interpreted similarly by any institution, however, there are some terms uniquely defined by each institution. The following are terms used in the *Fact Book* as they are defined by the University of Pittsburgh.

CALENDAR

Academic Year The year beginning September 1 and ending August 31. Terms include Fall Term (September to December), Spring Term (January to April), and Summer Term (May to August).

Fiscal Year The year beginning July 1 and ending June 30.

DEGREE AND CERTIFICATE PROGRAMS

Certificate Category A certificate classification which includes: Certificate (CERT), Advanced Certificate (ADVCT), Advanced Certificate - Master's Level (ADVCTM), Advanced Certificate - Doctorate Level (ADVCTD).

Certificate Program An academic program whose completion is recognized by conferring upon the student an award referred to as a certificate.

Degree Category A degree classification which includes: Associate, Baccalaureate, Master's, Doctorate, First Professional.

Degree Program An academic program whose completion is recognized by conferring upon the student an award referred to as a degree. Specialized degree programs and majors include:

Combined Major An academic program which enables students who have completed a specified number of undergraduate credits to receive a bachelor's degree upon completion of a specified number of credits in certain University of Pittsburgh post-baccalaureate programs.

Cooperative Degree Program An academic program administered by two or more institutions.

Dual-Degree Program An academic program whose requirements include all or most of the requirements for two distinct academic degree programs within a school and for which two degrees are awarded.

Dual (Double) Major Program An academic program whose requirements include the completion of two distinct majors and which results in the award of a single degree.

Interschool Certificate/Degree Program An academic program administered by two or more schools within the institution and for which one certificate or degree is awarded.

Joint Degree Program An academic program whose requirements include all or most of the requirements of two distinct academic degree programs administered by two or more of the University's schools and for which two degrees are awarded.

Self-Design Major A major whose requirements are focused within two or more subject areas and which results in the award of a single degree.

Degree Type A specific degree within a degree category, for example, BA, MA, PhD, MD.

FACULTY AND STAFF

Academic Rank A categorization which includes: professor, associate professor, assistant professor, instructor, and lecturer.

Instructional Faculty Those University faculty associated with teaching activities, as defined by the American Association of University Professors.

Race This classification taxonomy includes: Black Non-Hispanic (African American), American Indian/Alaskan Native (Native American), Asian/Pacific Islander, Hispanic, and White Non-Hispanic.

Tenure A status accorded to those members of the University's faculty who have demonstrated high ability and achievement in their dedication to the growth of human knowledge.

STUDENTS

Full-Time Equivalent (FTE) Enrollment A calculated number derived by adding the number of full-time students to 40 percent of the number of part-time students.

Level

First Professional Students Those students enrolled in the professional degree programs of Medicine, Dental Medicine, Pharmacy, and Law, leading to the degrees: MD, DMD, PharmD, JD, and LL.M.

Graduate Students Those students enrolled in programs leading to a graduate degree or certificate. Also included are those students who hold a baccalaureate degree or the equivalent and who are enrolled for graduate coursework but who are not seeking a graduate degree or certificate.

Undergraduate Students Those students enrolled in programs leading to an undergraduate degree or certificate. Also included are those students who are enrolled for undergraduate coursework but who are not seeking an undergraduate degree or certificate.

Race The U. S. Department of Education's classification taxonomy includes: Non-Resident Alien (International), Black Non-Hispanic (African American), American Indian/Alaskan Native (Native American), Asian/Pacific Islander, Hispanic, and White Non-Hispanic.

Status

Full-time students Undergraduate students registered for 12 or more credits in a term. Graduate students and first professional students registered for 9 or more credits in a term.

Part-time students Undergraduate students registered for fewer than 12 credits in a term. Graduate students and first professional students registered for fewer than 9 credits in a term.

UNIVERSITY STRUCTURE

Campus One of the five geographic locations in Pennsylvania of the University: Pittsburgh, Johnstown, Greensburg, Titusville, Bradford.

School An academic unit responsible for the administration of the institution's academic programs.

Academic Structure and School Name Abbreviations

The following table provides a list of schools at the University of Pittsburgh, along with the appropriate abbreviations. These abbreviations are referenced in the tables and charts presented in the *Fact Book*.

School	Abbreviation
Pittsburgh Campus	
School of Arts and Sciences	Arts and Sciences
College of General Studies ¹	General Studies
University Honors College	Honors College
The Joseph M. Katz Graduate School of Business	Katz Graduate School of Business
College of Business Administration ²	College of Business Administration
School of Education	Education
The John A. Swanson School of Engineering	Swanson School of Engineering
School of Law	Law
Graduate School of Public and International Affairs	Public and International Affairs
School of Social Work	Social Work
School of Information Sciences	Information Sciences
School of Dental Medicine	Dental Medicine
School of Nursing	Nursing
School of Pharmacy	Pharmacy
Graduate School of Public Health	Public Health
School of Medicine	Medicine
School of Health and Rehabilitation Sciences	Health and Rehabilitation Sciences
Regional Campuses	
University of Pittsburgh at Johnstown	Johnstown
University of Pittsburgh at Greensburg	Greensburg
University of Pittsburgh at Titusville	Titusville
University of Pittsburgh at Bradford	Bradford
Other Special Academic Unit Designations	
University Center for International Studies ³	International Studies
Schools of Education and Public Health ⁴	Education and Public Health
Schools of Nursing and Public Health ⁵	Nursing and Public Health
University Center for Social and Urban Research ⁶	Social and Urban Research

¹The School of Arts and Sciences oversees the administration of the College of General Studies.

²The Joseph M. Katz Graduate School of Business oversees the administration of the College of Business Administration.

³Certificate programs in international studies are administered through this center.

⁴ Enrollment and program information cited under the Schools of Education and Public Health are applicable to an interschool degree program that these two schools had offered, entitled Health Promotion and Education.

⁵ Enrollment and program information cited under the Schools of Nursing and Public Health are applicable to an interschool certificate program that these two schools had offered, entitled Management Program for Health Professionals.

⁶The University Center for Social and Urban Research offers a certificate program in Gerontology.

Specialized Accreditations by School, Program, and Accrediting Agency

The University of Pittsburgh is institutionally accredited by the Middle States Association of Colleges and Schools, Commission on Higher Education. The following table displays a list of specialized accreditations.

School and Program	Accrediting Agency
--------------------	--------------------

Arts and Sciences

Baccalaureate degree program in Chemistry	American Chemical Society
Doctoral program in Clinical Psychology	American Psychological Association, Committee on Accreditation
Baccalaureate degree program in Computer Engineering	Accreditation Board for Engineering and Technology, Inc.
Baccalaureate, master's, and doctoral degree programs in Theatre Arts	National Association of Schools of Theatre
English Language Institute	Commission on English Language Accreditation

Katz Graduate School of Business and College of Business Administration

Baccalaureate and master's degree programs in Business	American Assembly of Collegiate Schools of Business International: The Association to Advance Collegiate Schools of Business
---	---

Education

Master's degree specialization in Education of the Deaf and Hard-of-Hearing Students	Council on Education of the Deaf
Teacher certification programs in: Orientation and Mobility (for Visually Impaired) and Teacher of the Visually Impaired	Association for Education and Rehabilitation of the Blind and Visually Impaired
Teacher certification programs in: Fifth-Year Teacher Certification Programs, K-12 Educational Administration Programs	Pennsylvania Department of Education

Engineering

Baccalaureate degree programs in: Bioengineering, Chemical Engineering, Civil Engineering, Computer Engineering, Electrical Engineering, Engineering Physics, Industrial Engineering, Materials Science and Engineering, Mechanical Engineering, Metallurgical Engineering, and the Cooperative Engineering Education Program (excluding Engineering Physics within this Program)	Accreditation Board for Engineering and Technology, Inc.
--	---

Law

First professional degree program in Law	American Bar Association, Council of the Section of Legal Education and Admissions to the Bar
---	--

Public and International Affairs

Master's degree program in Public Administration	National Association of Schools of Public Affairs and Administration, Commission on Peer Review and Accreditation
Master's degree program in International Development	National Association of Schools of Public Affairs and Administration, Commission on Peer Review and Accreditation

Social Work

Baccalaureate and master's degree programs in Social Work	Council on Social Work Education, Commission on Accreditation
--	---

Specialized Accreditations by School, Program, and Accrediting Agency (continued)

School and Program	Accrediting Agency
--------------------	--------------------

Information Sciences

Master's degree program in Library and Information Science	American Library Association, Committee on Accreditation
Teacher certification in the Library Science K-12 Teacher Certification Program and the Certificate of Advanced Study in the Library Supervisor Program	Pennsylvania Department of Education (conducted through the University's School of Education)

Dental Medicine

First professional degree program in Dental Medicine , the certificate program in Dental Hygiene and Dental Specialties	American Dental Association, Commission on Dental Accreditation
First professional degree program in Oral and Maxillofacial Surgery	American Dental Association, Commission on Dental Accreditation

Nursing

Baccalaureate and master's degree programs in Nursing	Commission on Collegiate Nursing Education
Master's degree program in Nurse Anesthesia	American Association of Nurse Anesthetists, Council on Accreditation of Nurse Anesthesia Education Programs
Continuing education programs in Nursing	American Nurses Credentialing Center Pennsylvania State Nurses Association
School Nurse Program	Pennsylvania Department of Education

Pharmacy

First professional degree program and continuing education programs in Pharmacy	American Council on Pharmaceutical Education
--	--

Public Health

All master's and doctoral degree programs in Public Health	Council on Education for Public Health
Master's degree program in Genetic Counseling	American Board of Genetic Counseling
Master's degree program in Health Policy and Management	Accrediting Commission on Education for Health Services Administration
Master's degree and doctoral degree programs in Medical Genetics	American Board of Medical Genetics
Master's degree program in Occupational Medicine	Accreditation Council for Graduate Medical Education
The program is closing as of July 31, 2008.	

Medicine

First professional degree program in Medicine	Liaison Committee on Medical Education of the Council on Medical Education of the American Medical Association and the Association of American Medical Colleges
--	--

Health and Rehabilitation Sciences

Baccalaureate degree program in Athletic Training	Commission on Accreditation of Athletic Training Education
Baccalaureate degree program in Clinical Dietetics and Nutrition , coordinated master's degree program in Clinical Dietetics	The American Dietetic Association, Commission on Accreditation of Dietetic Education
Programs in Educational Certification in Speech/Language Impaired in Communication Science and Disorders	Pennsylvania Department of Education (conducted through the University's School of Education)

Specialized Accreditations by School, Program, and Accrediting Agency (continued)

School and Program	Accrediting Agency
--------------------	--------------------

Health and Rehabilitation Sciences (continued)

Baccalaureate degree program in Emergency Medicine	Commission on Accreditation of Allied Health Information
Baccalaureate degree program in Health Information Management	Commission on Accreditation for Health Informatics and Information Management Education
Master's degree program in Occupational Therapy	Accreditation Council for Occupational Therapy Education
Doctoral degree program in Physical Therapy	Commission on Accreditation in Physical Therapy Education
Master's degree programs in Rehabilitation Science and Technology and Rehabilitation Counseling	Council on Rehabilitation Education
Master's degree program in Speech Language Pathology and doctoral degree program in Audiology	American Speech-Language-Hearing Association

Johnstown

Baccalaureate degree programs in Civil Engineering Technology, Electrical Engineering Technology, and Mechanical Engineering Technology	Technology Accreditation Commission of the Accreditation Board for Engineering and Technology, Inc.
Teacher certification program in Elementary and Secondary Education	Pennsylvania Department of Education
Associate degree programs in Emergency Medical Services, Respiratory Care, and Surgical Technology	Commission on Accreditation of Allied Health Education Programs
School Nurse certification program.....	Pennsylvania Department of Education

Titusville

Associate degree program in Nursing	National League for Nursing Accrediting Commission, Board of Review for Associate Degree Programs
Associate degree program for the Physical Therapist Assistant	Commission on Accreditation in Physical Therapy Education

Bradford

Associate and baccalaureate degree programs in Nursing	National League for Nursing Accrediting Commission, Board of Review for Associate Degree Programs, Board of Review for Baccalaureate Degree Programs
Baccalaureate degree program in Athletic Training	Commission on Accreditation of Allied Health Programs
Baccalaureate degree program in Health and Physical Education (K-12)	Pennsylvania Department of Education
Teacher certification programs in Elementary and Secondary Education	Pennsylvania Department of Education (conducted through the University's School of Education)

University Counseling Center

Program in Counseling	International Association of Counseling Services
Doctoral internship program in Psychology	American Psychological Association, Committee on Accreditation

Western Psychiatric Institute and Clinic

Doctoral internship program in Psychology	American Psychological Association, Committee on Accreditation
--	--

Member Institutions of the Association of American Universities

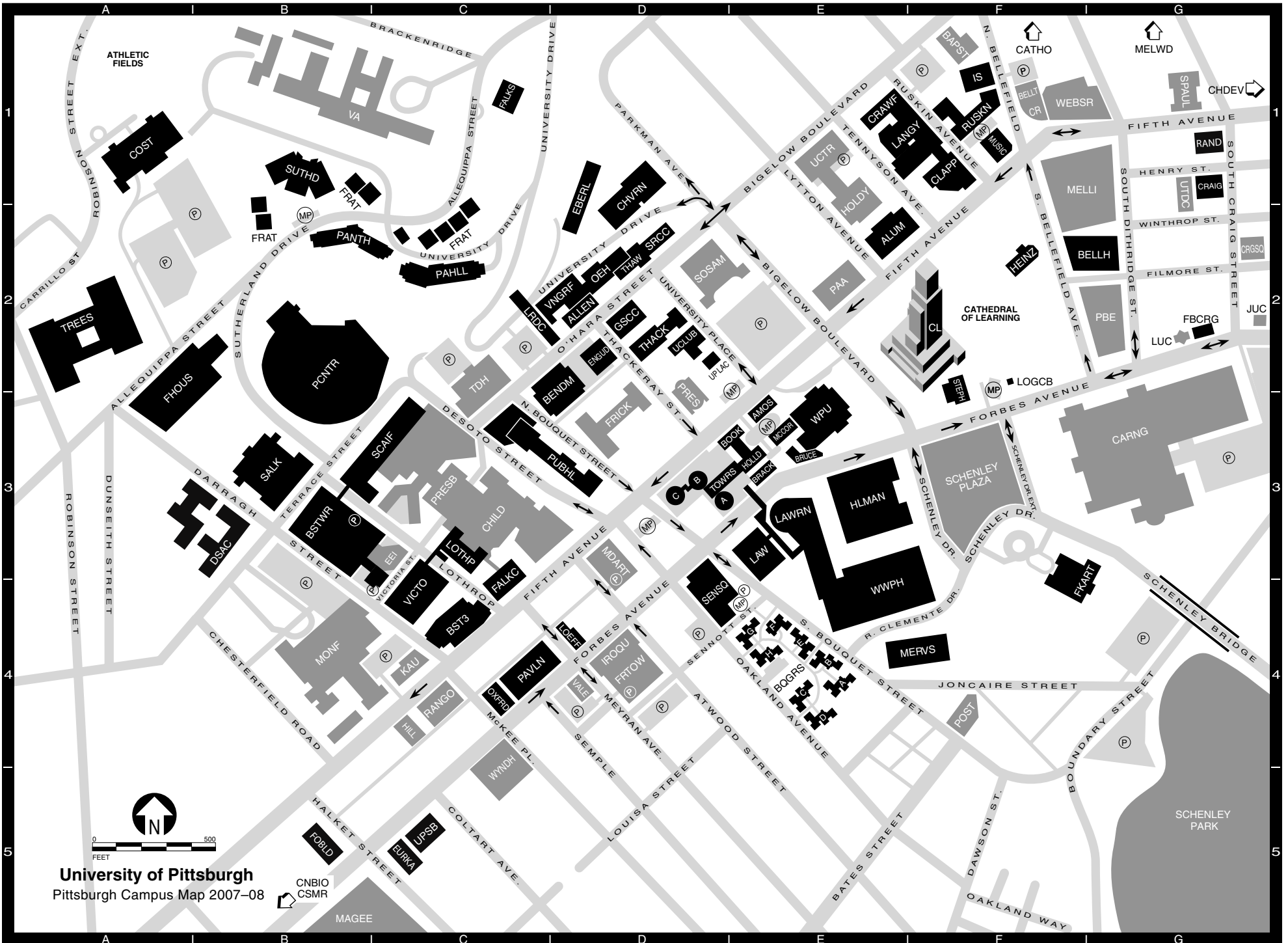
The University of Pittsburgh is a member of the Association of American Universities (AAU), a prestigious organization of 62 leading doctorate-granting research institutions in the United States and Canada. The University identifies the AAU as an appropriate peer group for purposes of various data and policy comparisons. The following table provides an alphabetical listing of the 36 public and 26 private institutions that comprise the membership of the organization. The table also indicates the state or country in which each university is located (the abbreviation CN denotes the two Canadian schools), along with the year of admission to the AAU.

AAU Member-Institutions: Public

Indiana University..... IN 1909	University of Colorado CO 1966
Iowa State University..... IA 1958	University of Florida FL 1985
McGill University..... CN 1926	University of Illinois IL 1908
Michigan State University..... MI 1964	University of Iowa IA 1909
Ohio State University..... OH 1916	University of Kansas KS 1909
Pennsylvania State University PA 1958	University of Maryland MD 1969
Purdue University IN 1958	University of Michigan..... MI 1900
Rutgers, The State Univ. of New Jersey..... NJ 1989	University of Minnesota MN 1908
State University of New York at Buffalo..... NY 1989	University of Missouri..... MO 1908
State University of New York at Stony Brook .. NY 2001	University of Nebraska..... NE 1909
Texas A&M University TX 2001	University of North Carolina..... NC 1922
University of Arizona AZ 1985	University of Oregon OR 1969
University of California, Berkeley..... CA 1900	University of Pittsburgh..... PA 1974
University of California, Davis..... CA 1996	University of Texas TX 1929
University of California, Irvine..... CA 1996	University of Toronto CN 1926
University of California, Los Angeles..... CA 1974	University of Virginia VA 1904
University of California, San Diego..... CA 1982	University of Washington WA 1950
University of California, Santa Barbara..... CA 1995	University of Wisconsin..... WI 1900

AAU Member-Institutions: Private

Brandeis University MA 1985	Northwestern University..... IL 1917
Brown University RI 1933	Princeton University..... NJ 1900
California Institute of Technology CA 1934	Rice University..... TX 1985
Carnegie Mellon University..... PA 1982	Stanford University CA 1900
Case Western Reserve University..... OH 1969	Syracuse University..... NY 1966
Columbia University NY 1900	Tulane University..... LA 1958
Cornell University NY 1900	University of Chicago..... IL 1900
Duke University NC 1938	University of Pennsylvania..... PA 1900
Emory University GA 1995	University of Rochester NY 1941
Harvard University..... MA 1900	University of Southern California CA 1969
Johns Hopkins University MD 1900	Vanderbilt University..... TN 1950
Massachusetts Institute of Technology MA 1934	Washington University..... MO 1923
New York University NY 1950	Yale University..... CT 1900



University of Pittsburgh
Pittsburgh Campus Map 2007-08

CNBIO
CSMR

MAGEE

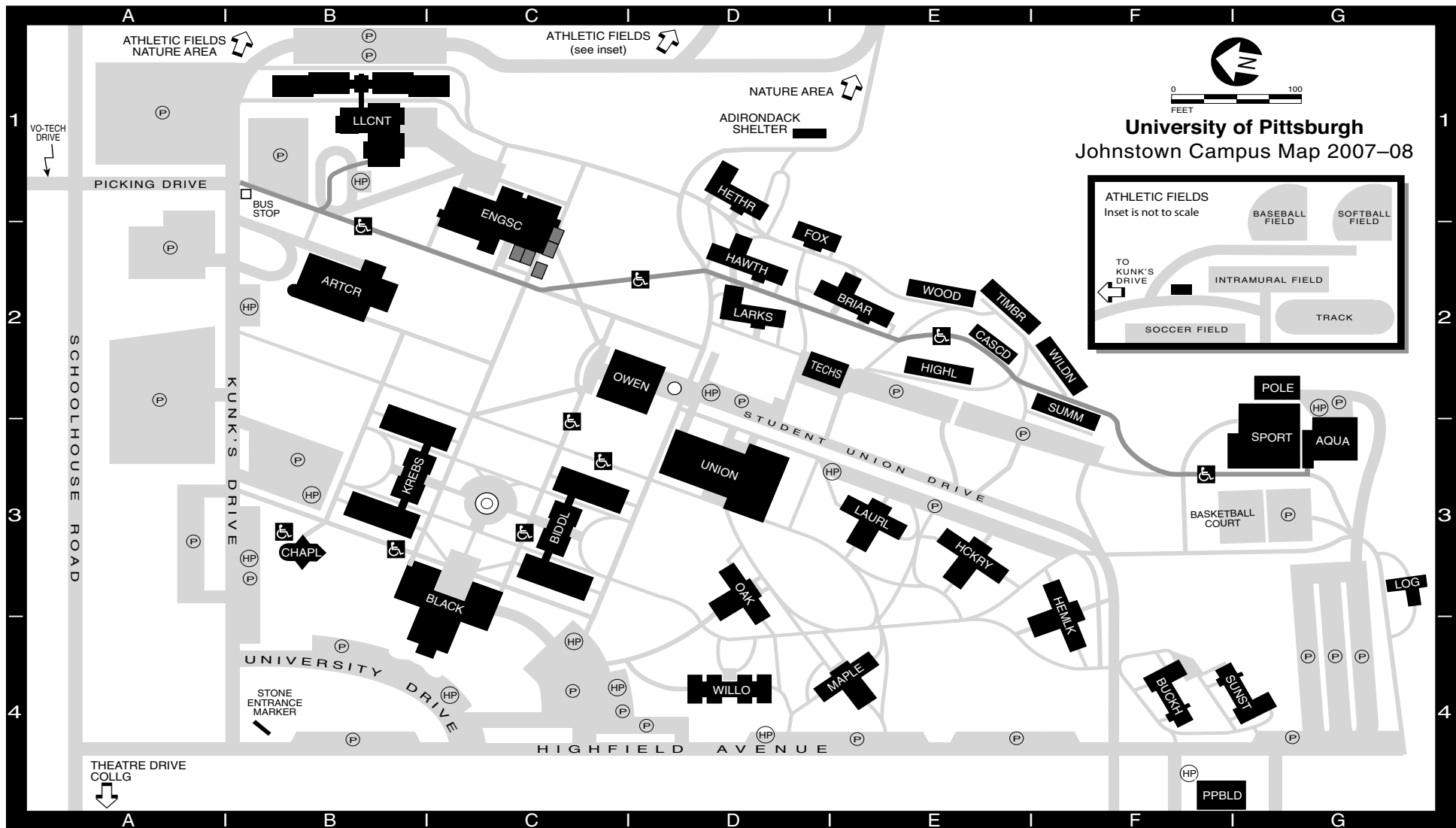


University of Pittsburgh

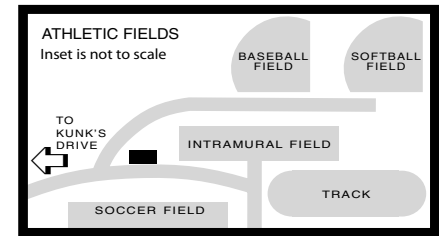
CAMPUS MAP 2007–08

Allen HallALLEN D2	Engineering AuditoriumENGUD D2	McCormick Hall (residence hall)MCCOR E3	Sutherland Hall (residence hall)SUTHD B1
Alumni HallALUM E2 (Office of Admissions and Financial Aid, Office of Alumni Relations)	Eureka BuildingEURKA C5	Medical Arts BuildingMDART D3 (Student Health Service)	• Thackeray Hall (registration)..... THACK D2
Amos Hall (residence hall)..... AMOS E3	Eye and Ear InstituteEEI C3	Mellon Institute MELLI F1 (Pittsburgh Supercomputing Center)	Thaw Hall THAW D2
BAPST (<i>map abbreviation for First Baptist Church</i>)	Falk Medical BuildingFALKC C3	Melwood Maintenance Building <i>off map</i>MELWD G1	• Thomas Detre Hall of the Western Psychiatric Institute and Clinic TDH C2
• Barco Law BuildingLAW E3	Falk SchoolFALKS C1	• Mervis HallMERVS F4	TOWRS (<i>map abbreviation for Litchfield Towers</i>)
Bellefield HallBELLH G2	First Baptist ChurchBAPST F1 (United Campus Ministry)	• UPMC Montefiore MONF B4	Trees Hall (athletic facilities).....TREES A2
Bellefield Presbyterian Church PRES D3	Fitzgerald Field HouseFHOU A2	• Music Building MUSIC F1	University Center (UPMC) UCTR E1
Bellefield Towers BELLT F1	Forbes Craig ApartmentsFBCRG G2	• Old Engineering Hall OEH D2	University Child Development Center <i>off map</i>CHDEV G1
• Benedum HallBENDM D3	Forbes Oakland Building FOBLD B5	Oxford Building (3501 Forbes Avenue) .. OXFRD C4	University ClubUCLUB D2
Thomas E. Starzl Biomedical Science Tower (Tower 1) and Biomedical Science Tower 2 BSTWR B3	Forbes PavilionPAVLN C4 (Forbes Hall [residence hall]; The Health Book Center; Department of Parking, Transportation, and Services)	Panther Hall (residence hall) PANTH B2	University Place Office Building UPLAC D2
Biomedical Science Tower 3 BST3 C4	Forbes Tower FRTOW D4	Parkvale Building VALE D4	University Public Safety Building UPSB C5
The (University) Book CenterBOOK E3	Fraternity Housing ComplexFRAT B1, C2	PAVLN (<i>map abbreviation for Forbes Pavilion</i>)	University Technology Development CenterUTDC G1
Bouquet GardensBQGRS E4 (residence halls A–H)	• Frick Fine Arts BuildingFKART F3	Pennsylvania Hall (residence hall)PAHLL C2	VA Pittsburgh Healthcare System—University Drive DivisionVA B1
Brackenridge Hall (residence hall).....BRACK E3 Copy Cat, The Pitt Shop, Parking Office)	Frick International Studies Academy .. FRICK D3	The John M. and Gertrude E. Petersen Events CenterPCNTR B2	VALE (<i>map abbreviation for Parkvale Building</i>)
Bruce Hall (residence hall)BRUCE E3	Gardner Steel Conference CenterGSCC D2	Pittsburgh Athletic AssociationPAA E2	Van de Graaff BuildingVNGRF D2
• Carnegie Library of Pittsburgh, Carnegie Museums of PittsburghCARNG G3	Heinz Memorial ChapelHEINZ F2	Pittsburgh Board of Education PBE G2	• Victoria Building VICTO C4
• Cathedral of LearningCL F2	Hill BuildingHILL C4	Post Office (Oakland Branch) POST F4	Webster Hall WEBSR F1
CATHO (<i>map abbreviation for Ryan Catholic Newman Center</i>)	• Hillman Library HLMAN E3	PRES (<i>map abbreviation for Bellefield Presbyterian Church</i>)	• Wesley W. Posvar Hall WWPH E4
Center for Bioengineering <i>off map</i>CNBIO B5	Holiday InnHOLDY E1	UPMC Presbyterian PRESB C3	Western Psychiatric Institute and Clinic (see Thomas Detre Hall)
Center for Sports Medicine and Rehabilitation <i>off map</i>	Holland Hall (residence hall).....HOLL D3	Public Health PUBHL D3 (Crabtree and Parran Halls)	William Pitt Union WPU E3
Charles L. Cost Sports Center COST A1	• Information Sciences BuildingIS F1	Rand BuildingRAND G1	Wyndham Garden HotelWYNDH C5
CHDEV (<i>map abbreviation for University Child Development Center</i>)	Iroquois BuildingIROQU D4	Rangos Research Center RANGO C4	
Chevron Science CenterCHVRN D1	Jewish University Center JUC G2	Ruskin HallRUSKN F1	
Children’s Hospital of Pittsburgh CHILD C3	Kaufmann Medical BuildingKAU C4	Ryan Catholic Newman CenterCATHO F1 (The Oratory) <i>off map</i>	
Clapp HallCLAPP F1	• Langley HallLANGY E1	St. Paul CathedralSPAUL G1	
Community of Reconciliation Building CR F1	LAW (<i>map abbreviation for Barco Law Building</i>)	Salk Hall SALK B3	
Craig HallCRAIG G1	Lawrence HallLAWRN E3	• Scaife HallSCAIF C3	
Craig SquareCRGSQ G2	Learning Research and Development CenterLRDC C2	Schenley Park G5	
Crawford HallCRAWF E1	Litchfield TowersTOWRS D3 (residence halls A, B, C)	Schenley Plaza F3	
Darragh Street Apartment Complex DSAC A3	Loeffler BuildingLOEFF D4	Sennott SquareSENSQ D4	
• Eberly HallEBERL D1	Log CabinLOGCB F2	Soldiers and Sailors Memorial Hall ...SOSAM D2	
	Lothrop Hall (residence hall)LOTHP C3	Space Research Coordination Center ..SRCC D2	
	Lutheran University Center LUC G2	• Stephen Foster Memorial STEPH F2	
	Magee-Womens HospitalMAGEE B5		

- Ⓟ Parking
- Ⓡ Handicap Parking
- Ⓜ Metered Parking
- Library in Building



University of Pittsburgh
Johnstown Campus Map 2007-08



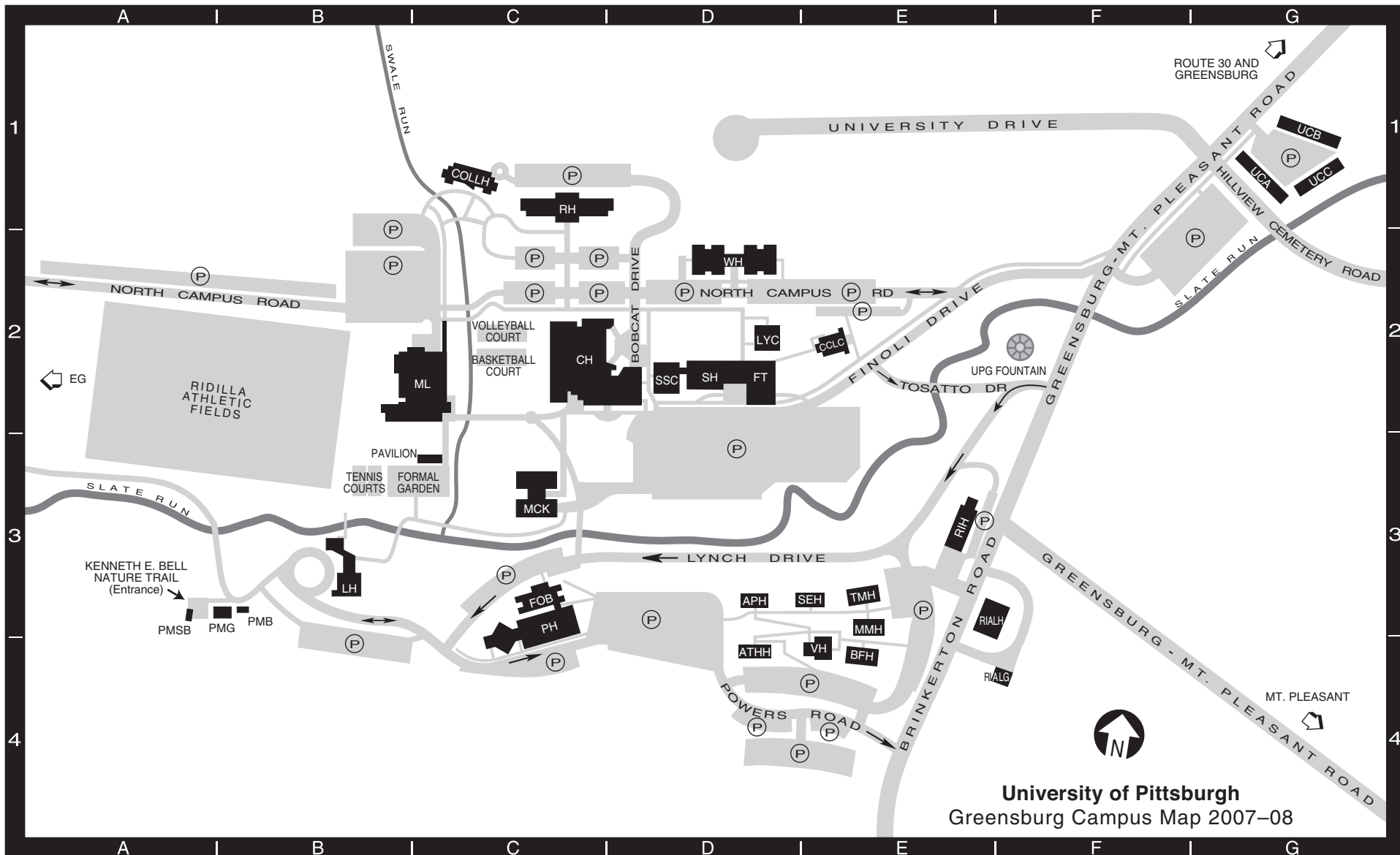
- Athletic Fields** (see inset) D1
Biddle Hall BIDDL C3
 (Business Services, Campus Police, Education, Financial Aid, Humanities, ID Center, Information Systems, Information Technology, Nursing, Purchasing, Registration)
Blackington Hall BLACK C3
 (Admissions, Adult Education, Assistant to the President for Enrollment Management, Outreach/Murtha Center, Computer Science, Development and Marketing and Public Relations, Human Resources, Institutional Advancement, Personal Counseling Center, President, Alumni and Community Relations, ResNet Services, User Services, Vice President for Academic Affairs, Vice President for Budget and Administration)
Briar Lodge (residence hall) BRIAR E2

- Buckhorn Lodge** (residence hall) BUCKH F4
Cascade Manor (residence hall) CASCD E2
College Park Apartments (off map) COLLG A4
 (located at intersection of Schoolhouse Road and Theatre Drive)
Engineering and Science Building ENGSC C1
 (Engineering Technology, Natural Sciences)
Foxtire Lodge (residence hall) FOX D1
Hawthorne Lodge (residence hall) HAWTH D2
Heather Lodge (residence hall) HETHR D1
Hemlock Hall (residence hall) HEMLK F3
Hickory Hall (residence hall) HCKRY E3
Highland Manor (residence hall) HIGHL E2
Krebs Hall KREBS B3
 (Natural Sciences, Respiratory Care, Social Sciences)
Larkspur Lodge (residence hall) LARKS D2

- Laurel Hall** (residence hall) LAURL E3
Living/Learning Center LLCNT B1
 (residence hall, Conference Services)
Log Cabin LOG G3
Maple Hall (residence hall) MAPLE E4
Oak Hall (residence hall) OAK D3
Owen Library OWEN D2
 (Academic Support Center, Library Offices, Printing Services)
Pasquerilla Performing Arts Center ARTCR B2
 (Arts Center Office, Southern Alleghenies Museum of Art, Theatre Department)
Physical Plant Building PPBLD F4
 (Physical Plant Office, Receiving Department)
Pole Building (storage) POLE G2
Sports Center (Athletics Offices) SPORT G3

- Student Union** UNION D3
 (Student Affairs, Student Organization Offices, Food Services, Campus Ministry, Mail Services, Book Center, Residence Services, Health Services, Career Services)
Summit Manor (residence hall) SUMM F2
Sunset Lodge (residence hall) SUNST G4
Technical Services Building TECHS D2
 (Scene Shop, Technical Services)
Timberline Manor (residence hall) TIMBR E2
Whalley Memorial Chapel CHAPL B3
Wilderness Manor (residence hall) WILDN F2
Willow Hall (residence hall) WILLO D4
Woodland Manor (residence hall) WOOD E2
Zamias Aquatic Center AQUA G3

Ⓟ Parking Ⓡ Handicap Parking
 ♿ Handicap Accessible



University of Pittsburgh
Greensburg Campus Map 2007-08

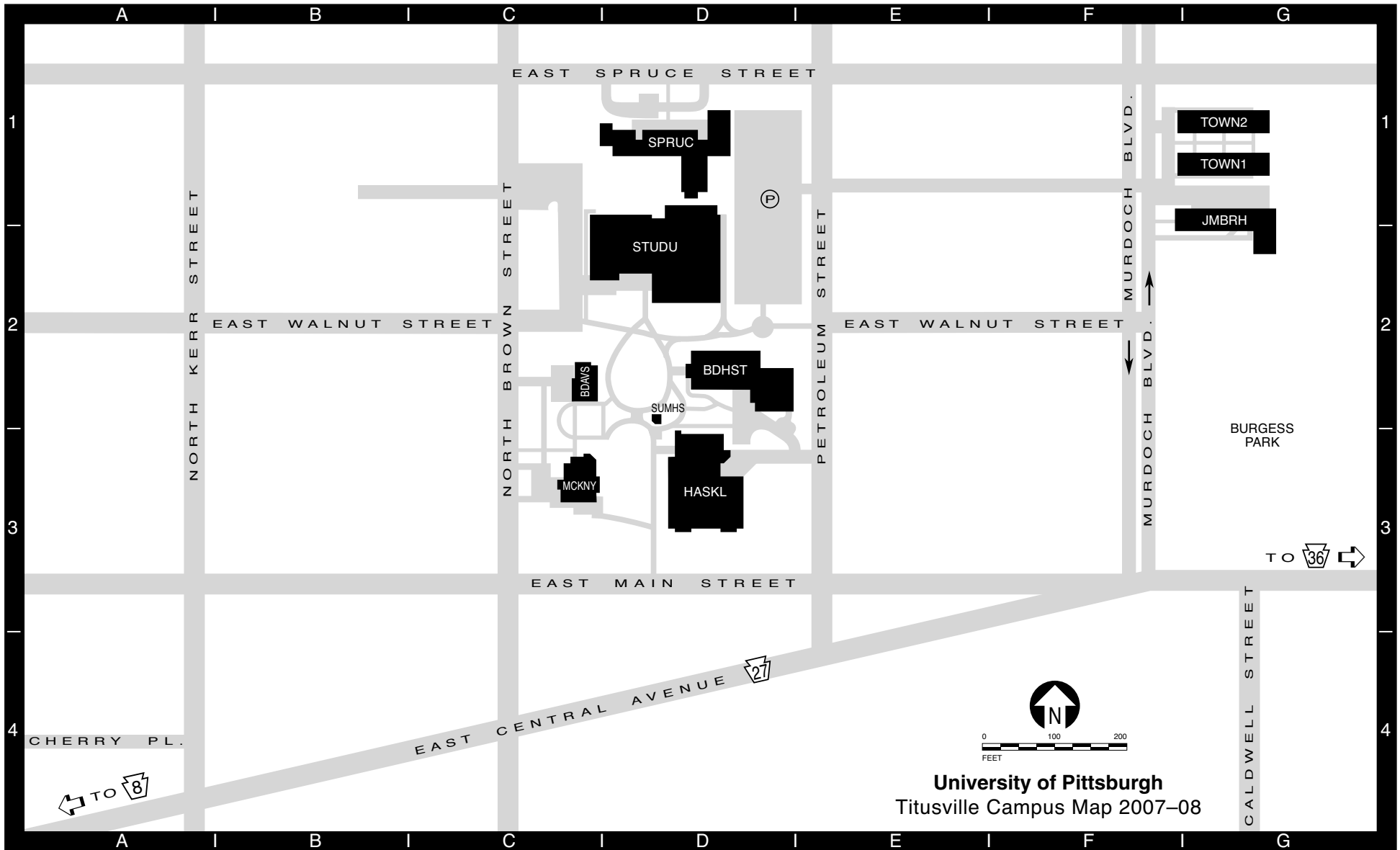
Apollo House (residence hall)..... APH D3
Athena House (residence hall)ATHH D4
Benjamin Franklin HouseBFH E4
 (residence hall)
Campana Chapel and Lecture Center CCLC E2
Chambers Hall (athletic facilities, CH C2
 bookstore, dining hall, Health Center,
 Housing, Student Services,
 Information Desk)
College Hall (residence hall)..... COLLH C1
Emanuele Garage off map.....EG A2
Faculty Office Building FOB C3

Ferguson Theater.....FT D2
Lyceum (NSNT Village Hall) LYC D2
Lynch Hall (Office of the President,LH B3
 Vice President for Academic Affairs,
 Vice President for Administrative Affairs,
 University Relations and Institutional Adv.)
Margaret Mead HouseMMH E3
 (residence hall)
McKenna Hall (Computer Center)MCK C3
Millstein Library (Library, Financial Aid,ML C2
 Registrar, Student Accounts)
Plant Maintenance BuildingPMB B3

Plant Maintenance GaragePMG B3
Plant Maintenance Storage BuildingPMSB A3
Powers Hall (auditorium,PH C3
 classrooms, faculty offices)
Rial GarageRIALG E4
Rial HouseRIALH E3
Robertshaw Hall (residence hall)RH C1
Rossetti House (Admissions)RIH E3
Safety and Security Center..... SSC D2
 (security, switchboard, mailroom)
Selene House (residence hall).....SEH E3

Smith Hall (classrooms, faculty SH D2
 offices, labs)
Thurgood Marshall HouseTMH E3
 (residence hall)
University Court (residence hall A).....UCA G1
 (residence hall B)UCB G1
 (residence hall C)UCC G1
Village Hall (commons building).....VH E4
Westmoreland Hall (residence hall)WH D2

(P) Parking



University of Pittsburgh
Titusville Campus Map 2007–08

Joe M. Ball Residence Hall JMBRH G1
(residence hall, dining hall)

Bennett Davis Hall BDAVS C2
(Registrar, Student Accounts, Financial Aid,
Human Resources, Purchasing, Business Affairs,
Mail Services)

Broadhurst Science Center BDHST D2
(Academic Affairs, science classrooms
and labs, faculty offices, computer lab,
Henne Auditorium)

Haskell Memorial Library HASKL D3
(auditorium, Computer Center, Nursing
Program faculty offices and labs, Physical
Therapist Assistant Program, Learning Center)

McKinney Hall MCKNY C3
(Admissions, classrooms, President's Office,
Public Relations, Nursing Program Office,
Alumni Relations)

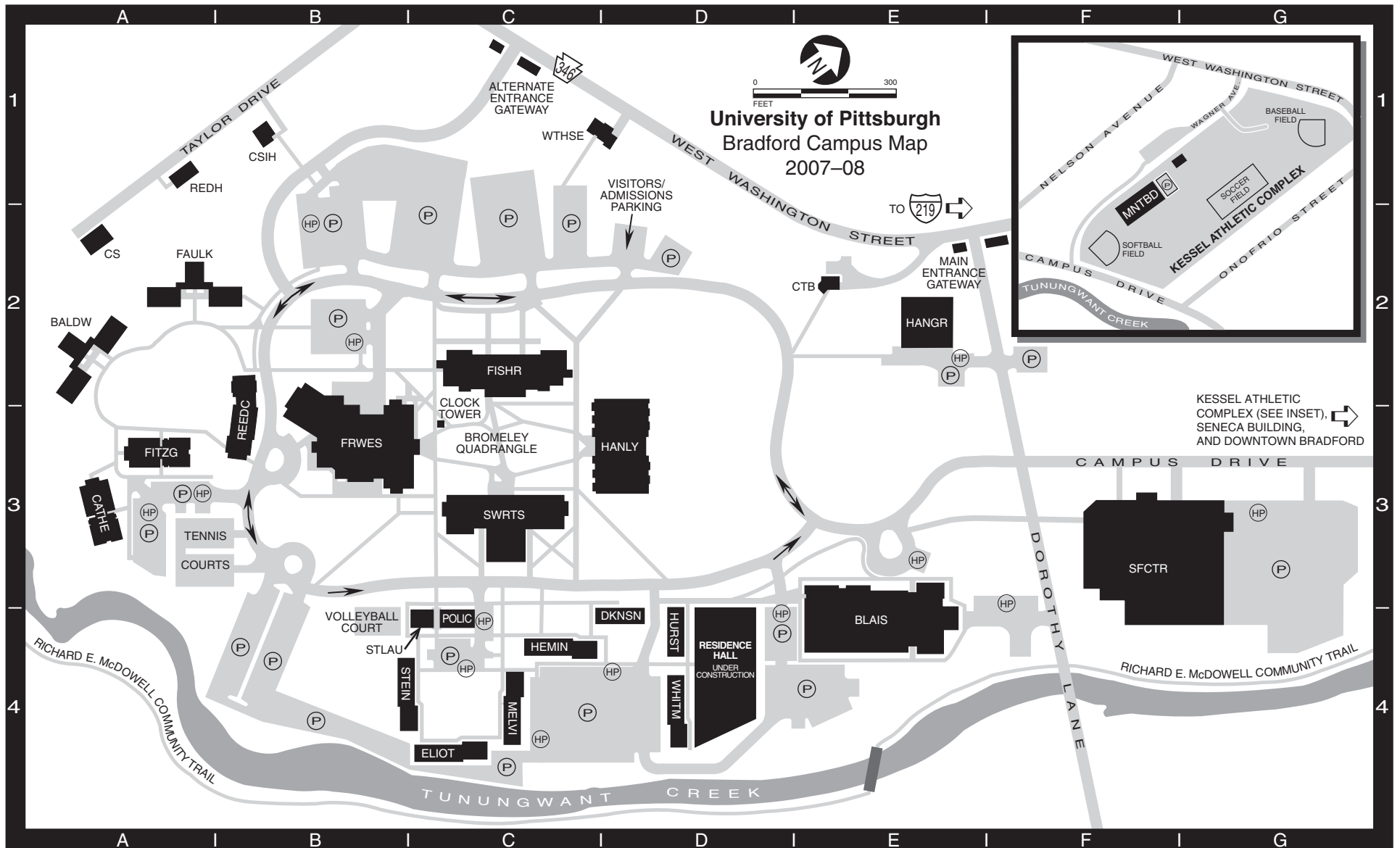
**J. Curtis McKinney II Student Union
and Gymnasium** STUDU D2
(Student Affairs, Book Center, Boomer's
Snack Bar, Health Service)

Murdock Townhouses TOWN1 G1
(residence halls, Coffee House, TOWN2 G1
Facilities Management)

Spruce Hall (residence hall, Campus Police) ... SPRUC D1

Summer House SUMHS D2

(P) Parking




Admissions and Financial Aid Offices
 Admissions located in Hanley LibraryHANLY D3
 Financial Aid located in Hangar Building...HANGR E2
Blaisdell Hall (Communication Arts, Fine Arts).....BLAIS E4
Campus Police Building.....POLIC C4
Willa Cather House (residence hall).....CATHE A3
Ceramic StudioCS A2
Control Tower BuildingCTB E2
 (Human Resources, Payroll, Grants Administration)
Crime Scene Investigation (CSI) House CSIH B1
Fisher Hall (Natural Sciences, Engineering, ...FISHR C2
 Computer Center, Rice Auditorium)

F. Scott Fitzgerald House (residence hall).....FITZG A3
Frame-Westerberg CommonsFRWES B3
 (Student Union, Book Store,
 Student Affairs, dining halls)
Hangar Building (Business Office,HANGR E2
 Financial Aid, Registration, Student Accounts)
Hanley Library (Library, President's Office, ...HANLY D3
 Institutional Advancement, Admissions,
 Communications and Marketing)
Kendall Residence Halls
 James Baldwin House..... BALDW A2
 William Faulkner House..... FAULK A2

Kessel Athletic Complex (see inset)..... F2
Maintenance Building (see inset)..... MNTBD F1
McKean Residence Halls
 Emily Dickinson House.....DKNSN D4
 Ernest Hemingway House HEMIN C4
 Zora Neale Hurston House..... HURST D4
 Walt Whitman HouseWHITM D4
 T.S. Eliot HouseELIOT C4
 Herman Melville HouseMELVI C4
 Gertrude Stein HouseSTEIN B4
Red House (Psychology offices and labs)..... REDH A1
Reed-Coit House (residence hall)..... REEDC B3

Seneca Building (off map)..... SNECA G3
Sport and Fitness Center.....SFCTR F3
Student Laundry Building.....STLAU C4
Swarts Hall (Humanities,SWRTS C3
 Social Sciences, Nursing)
White House (Science in Motion program)....WTHSE C1
 (P) Parking (HP) Handicap Parking

The slide features a central olive-green rectangle with a vertical gradient, containing the text "University Organization". This rectangle is framed by blue bars: a top-left corner piece, a vertical bar on the right, and a bottom-right corner piece.

University Organization

UNIVERSITY OF PITTSBURGH
Membership of the Board of Trustees
2007-2008

Ralph J. Cappy, Chairperson
Suzanne W. Broadhurst, Vice Chairperson
Robert M. Hernandez, Vice Chairperson
Mark A. Nordenberg, Chancellor and Chief Executive Officer, Member Ex Officio (voting)

Term Trustees

2004-2008	2005-2009	2006-2010	2007-2011
Steven C. Beering	George A. Davidson Jr.	Robert M. Hernandez	Michael A. Bryson
Suzanne W. Broadhurst	William S. Dietrich II	Robert G. Lovett	Ralph J. Cappy
George L. Miles Jr.	Thomas H. O'Brien	John A. Swanson	John H. Pelusi Jr.
Robert A. Paul	Charles M. Steiner	Burton M. Tansky	William E. Strickland Jr.
Dick Thornburgh			

Special Trustees

2004-2008	2005-2009	2006-2010	2007-2011
Catherine D. DeAngelis	Charles E. Bunch	Terrence P. Laughlin	G. Nicholas Beckwith III
Frederick W. Hill	Melissa A. Hart	Marlee S. Myers	F. James McCarl III
Robert P. Randall	G. Watts Humphrey Jr.	William E. Trueheart	Emil M. Spadafore Jr.
	Susan P. McGalla	Thomas Usher	A. David Tilstone

Alumni Trustees

2004-2008	2005-2009	2006-2010	2007-2011
Eva Tansky Blum	Bobbie Gaunt	Keith E. Schaefer	Stephen R. Tritch
	Bryant J Salter	Sam S. Zacharias	

Commonwealth Trustees

(G - Governor appointment; H - House appointment; S - Senate appointment)

2004-2008	2005-2009	2006-2010	2007-2011
John G. Conomikes (H)	Sy Holzer (G)	John A. Maher III (H)	Lee B. Foster II (H 2003-2007)
Jay Costa Jr. (S)	William K. Lieberman (H)	Morgan K. O'Brien (G)	Dan B. Frankel (G)
Ira J. Gumberg (G)	H. Lee Noble (S)	John Verbanac (S)	Mary Jo White (S 2003-2007)

Members Ex Officio (non-voting)

Edward G. Rendell, Governor of the Commonwealth of Pennsylvania
Gerald L. Zahorchak, Secretary of Education of the Commonwealth of Pennsylvania
Dan Onorato, Chief Executive of Allegheny County
Luke Ravenstahl, Mayor of the City of Pittsburgh

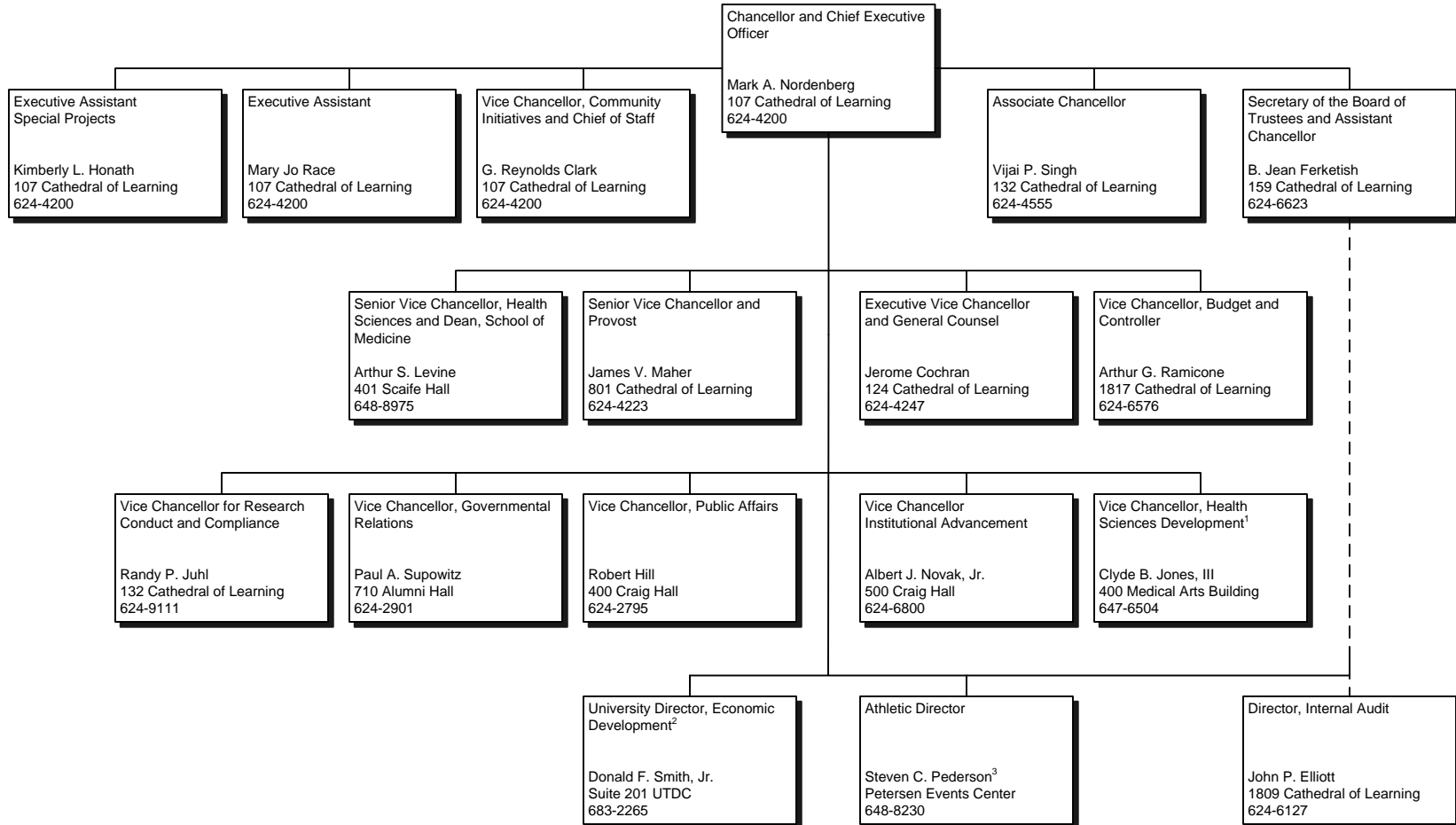
Emeritus Trustees

Ruggero J. Aldisert	Herbert P. Douglas Jr.	Paul E. Lego	James C. Roddey
John M. Arthur	Helen S. Faison	Howard M. Love	Farrell Rubenstein
J. David Barnes	D. Michael Fisher	John C. Marous	Eugene E. Sillaman
Thomas G. Bigley	E. Jeanne Gleason	Frank E. Mosier	Richard P. Simmons
Frank V. Cahouet	Henry L. Hillman	Alfred L. Moyé	Edward J. Slack
George W. Campbell	Earl F. Hord	Anthony J. F. O'Reilly	Edward P. Zemprelli
J. W. Connolly	A. Alice Kindling	Malcolm M. Prine	

UNIVERSITY OF PITTSBURGH
University Officers
2007-2008

Ralph J. Cappy..... Chairperson of the Board of Trustees
Suzanne W. Broadhurst..... Vice Chairperson of the Board of Trustees
Robert M. Hernandez..... Vice Chairperson of the Board of Trustees
Mark A. Nordenberg..... Chancellor and Chief Executive Officer
James V. Maher Senior Vice Chancellor and Provost
Arthur S. Levine Senior Vice Chancellor for Health Sciences and
Dean of the School of Medicine
Jerome Cochran..... Executive Vice Chancellor
Arthur G. Ramicone Vice Chancellor for Budget and Controller
Amy K. Marsh..... Treasurer and Chief Investment Officer
Susan M. Gilbert Assistant Treasurer
Paul Lawrence Assistant Treasurer
B. Jean Ferketish Secretary of the Board of Trustees and
Assistant Chancellor
Mary Lou Rosborough Executive Associate Secretary of the Board of Trustees
Amy E. Burnsworth Associate Secretary of the Board of Trustees

CHANCELLOR



¹ Also serves as President, MHS Foundation and as Chief Development Officer, UPMC.

² Also serves as Director of Economic Development at Carnegie Mellon and as Vice President, MPC Corporation.

³ Effective December 1, 2007.

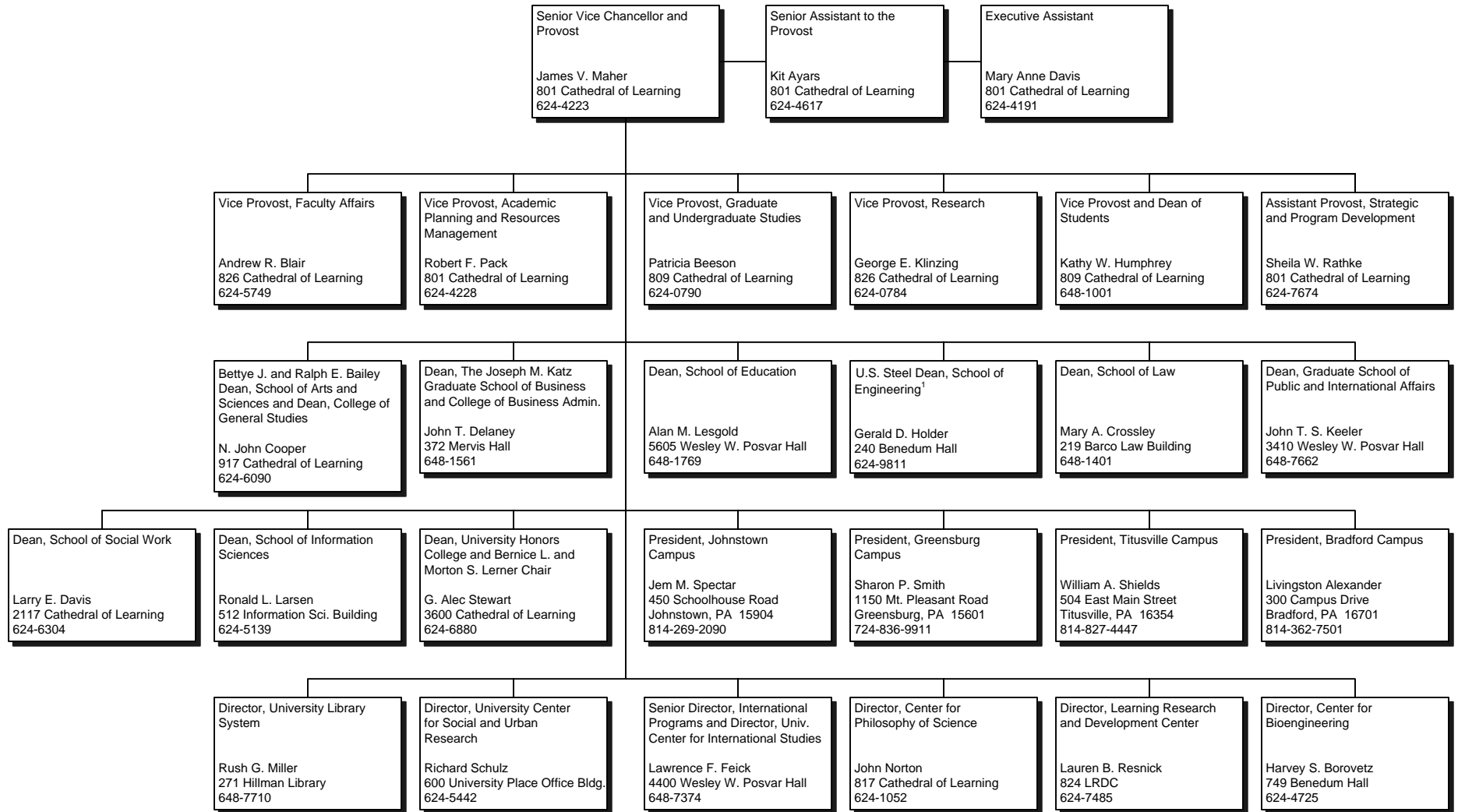
Note: All telephone numbers are in the 412 area code unless indicated otherwise.



University of Pittsburgh

October 2007

PROVOST – DEANS/ DIRECTORS/ PRESIDENTS

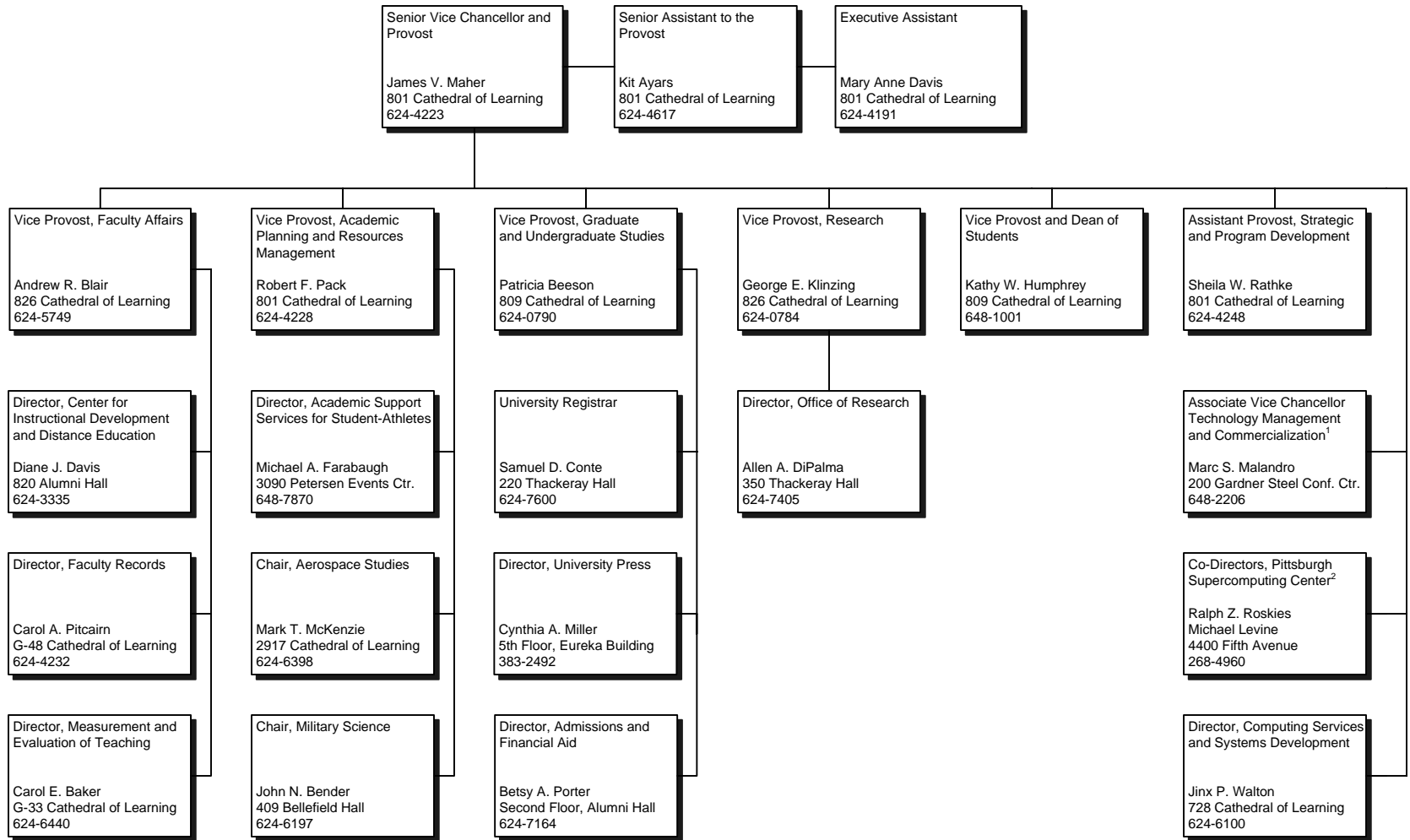


¹On December 5, 2007, the University announced the renaming of the School of Engineering as the John A. Swanson School of Engineering.

Note: All telephone numbers are in the 412 area code unless indicated otherwise.



PROVOST – OTHER ACADEMIC AREAS



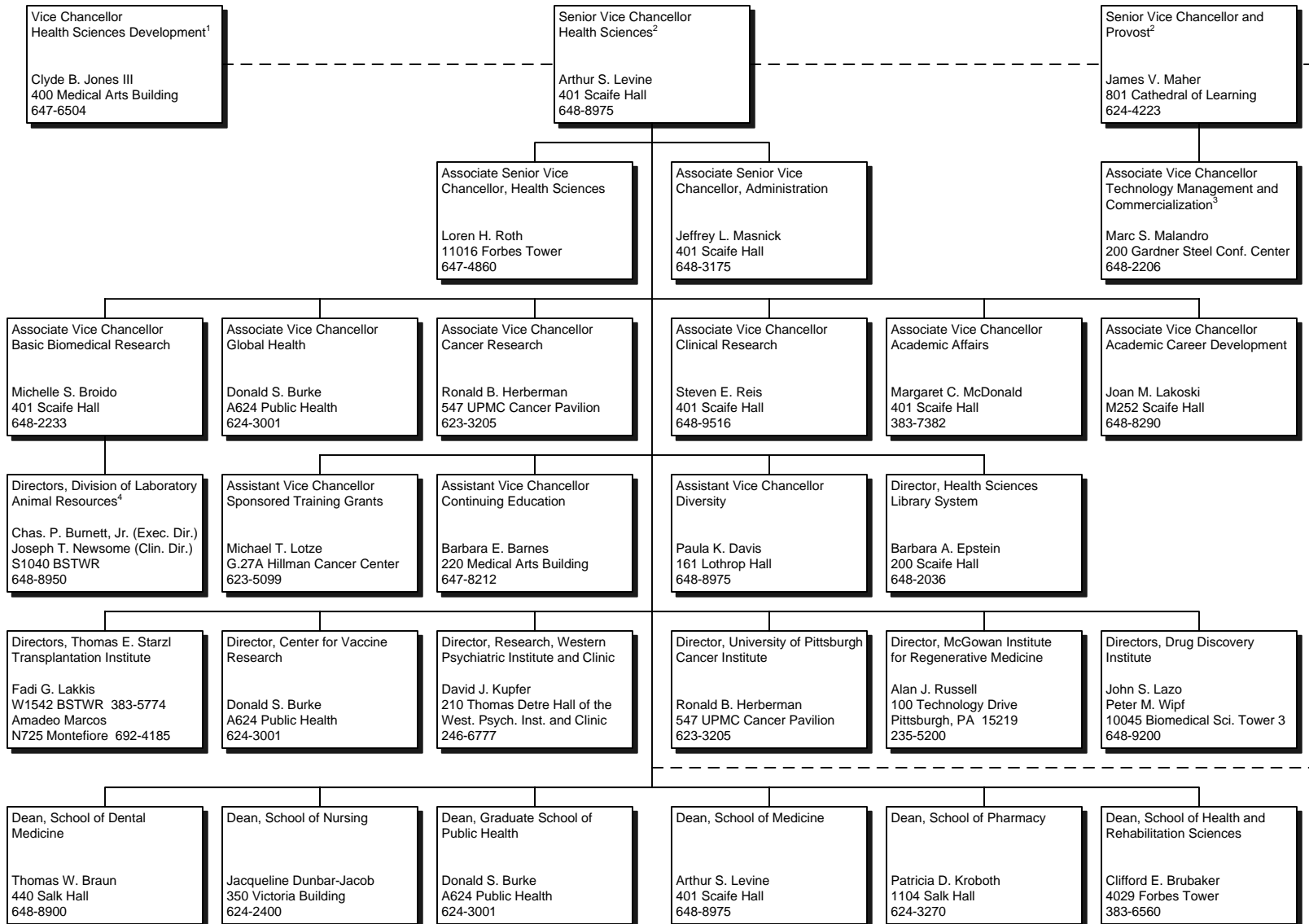
¹Reports to both the Senior Vice Chancellor and Provost and to the Senior Vice Chancellor for Health Sciences and Dean of the School of Medicine.

²Part of an independent corporation with its own Board of Directors.

Note: All telephone numbers are in the 412 area code unless indicated otherwise.



HEALTH SCIENCES



¹ Also serves as President, MHS Foundation and as Chief Development Officer, UPMC.

² Faculty appointments and academic degree programs require the Provost's approval.

³ Reports to both the Senior Vice Chancellor for Health Sciences and Dean of the School of Medicine and the Senior Vice Chancellor and Provost.

⁴ For animal care and use regulatory issues, Division of Laboratory Animal Resources reports to Research Conduct and Compliance.

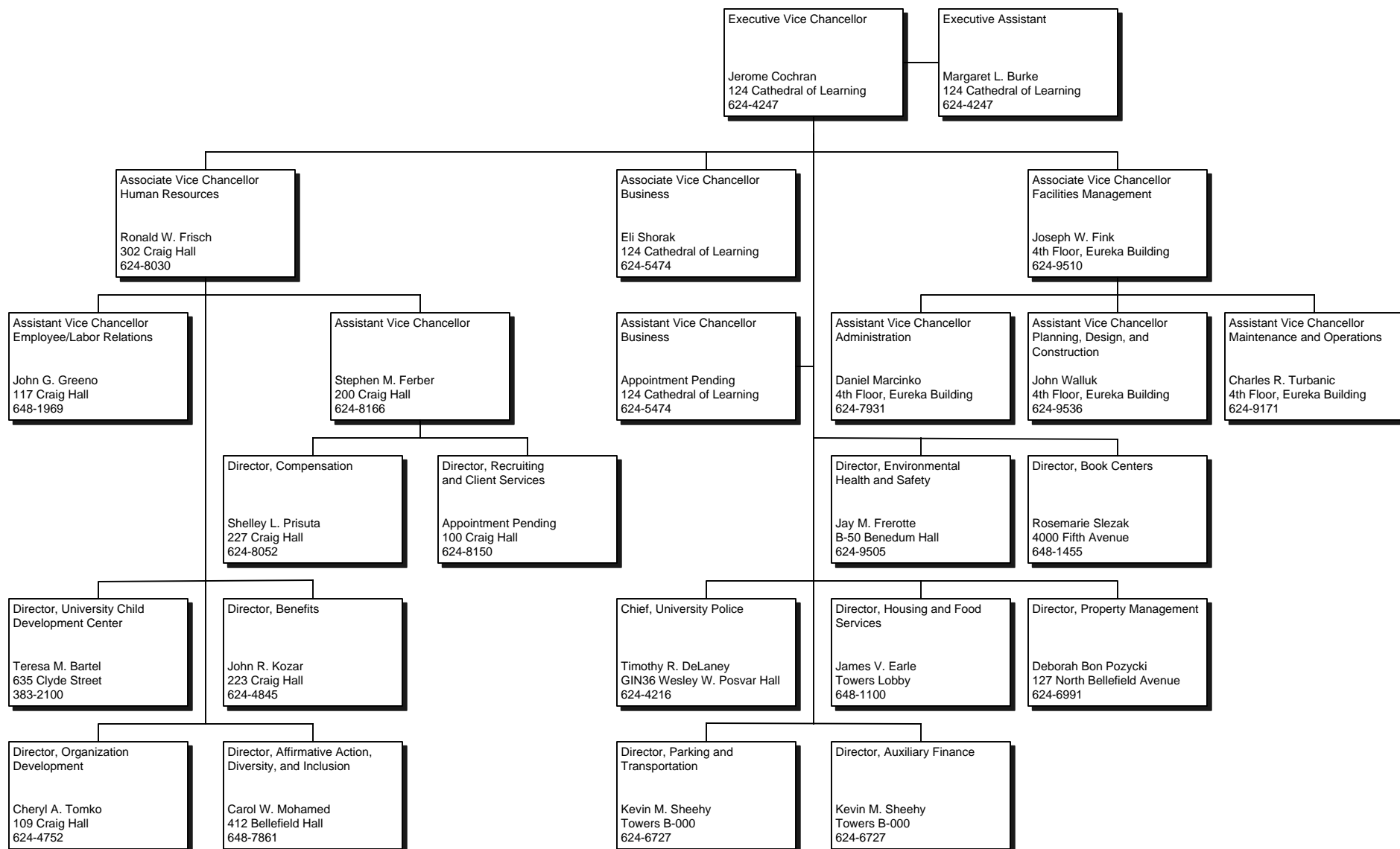
Note: All telephone numbers are in the 412 area code unless indicated otherwise.



University of Pittsburgh

October 2007

EXECUTIVE VICE CHANCELLOR

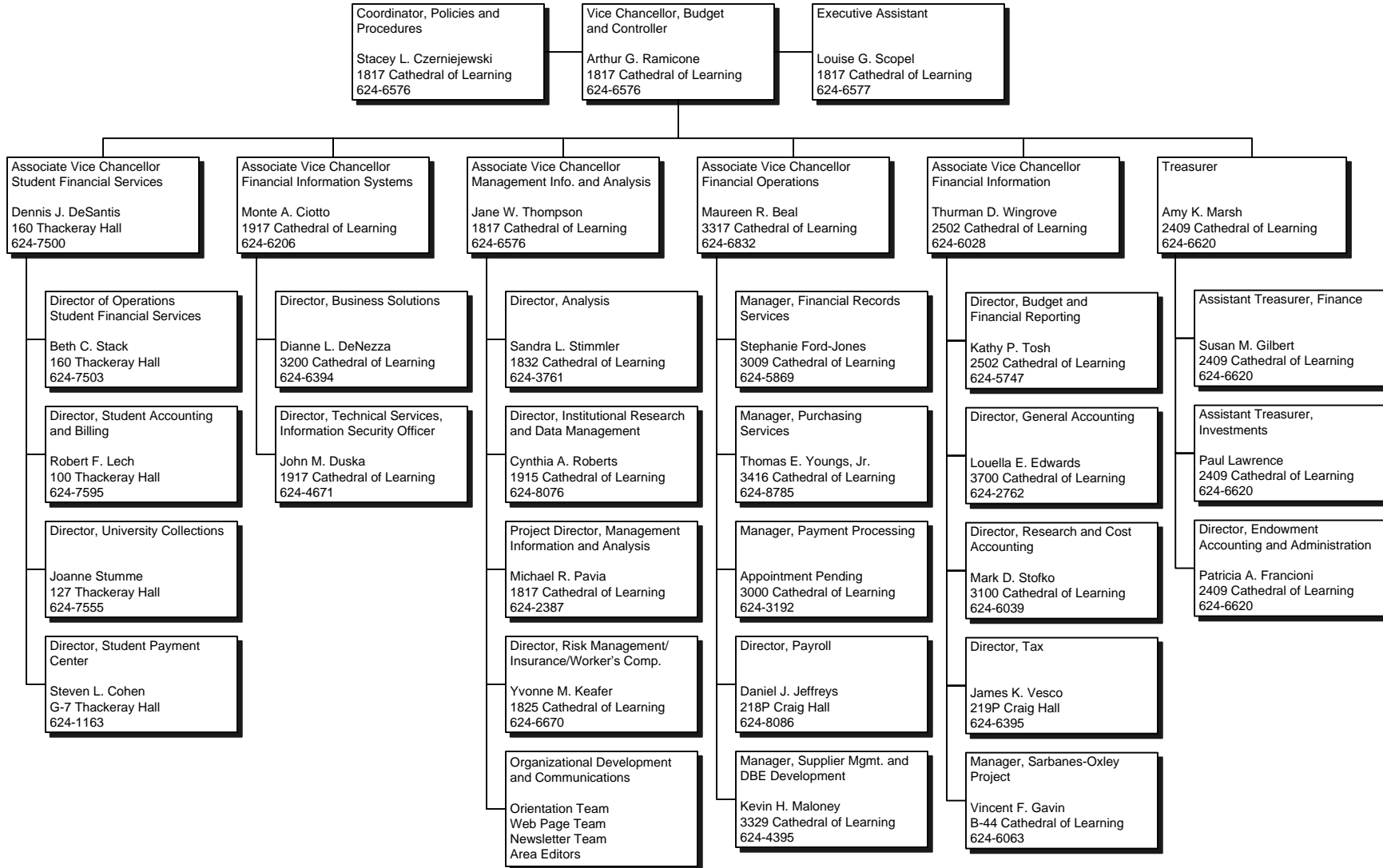


University of Pittsburgh

October 2007

Note: All telephone numbers are in the 412 area code unless indicated otherwise.

BUDGET AND CONTROLLER

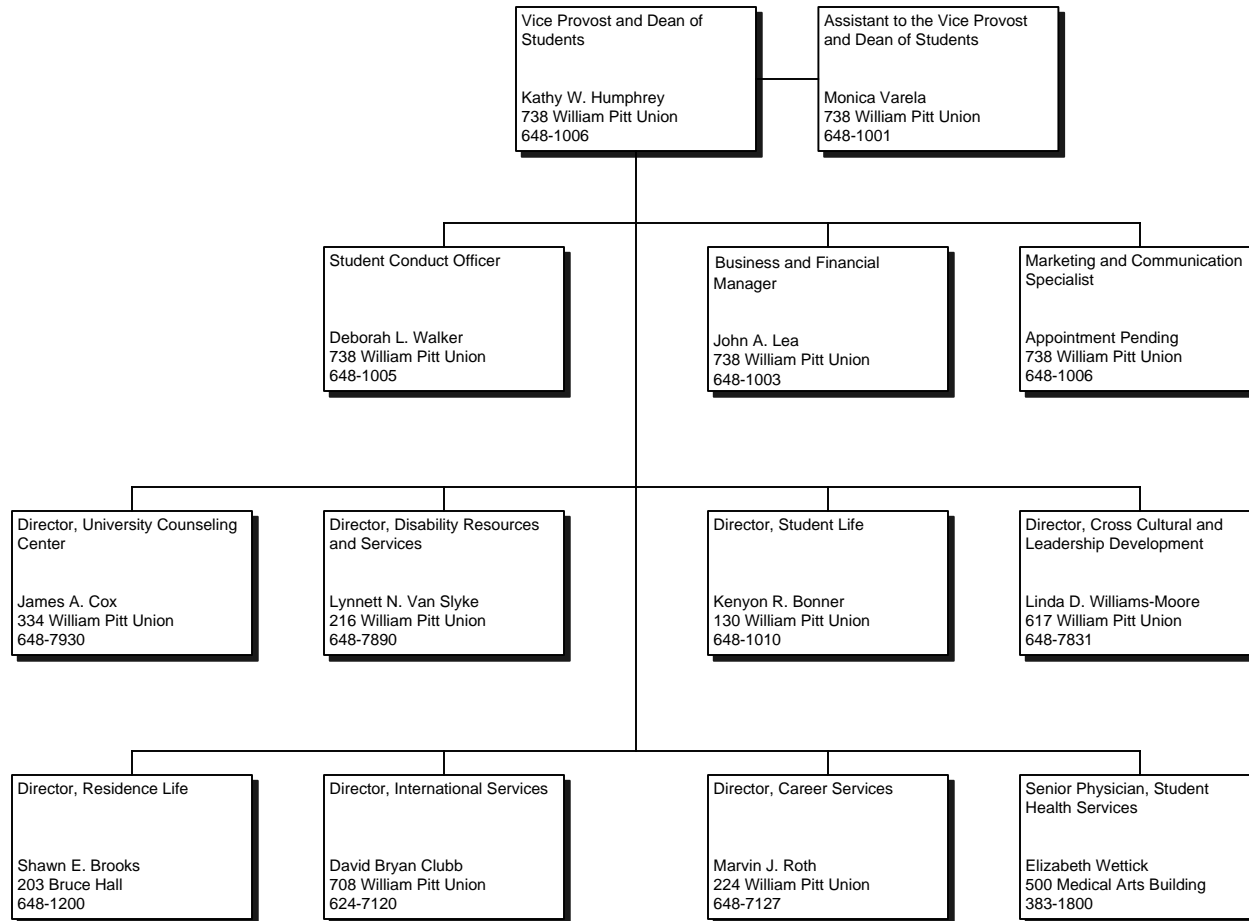


Note: All telephone numbers are in the 412 area code unless indicated otherwise.



University of Pittsburgh
October 2007

STUDENT AFFAIRS

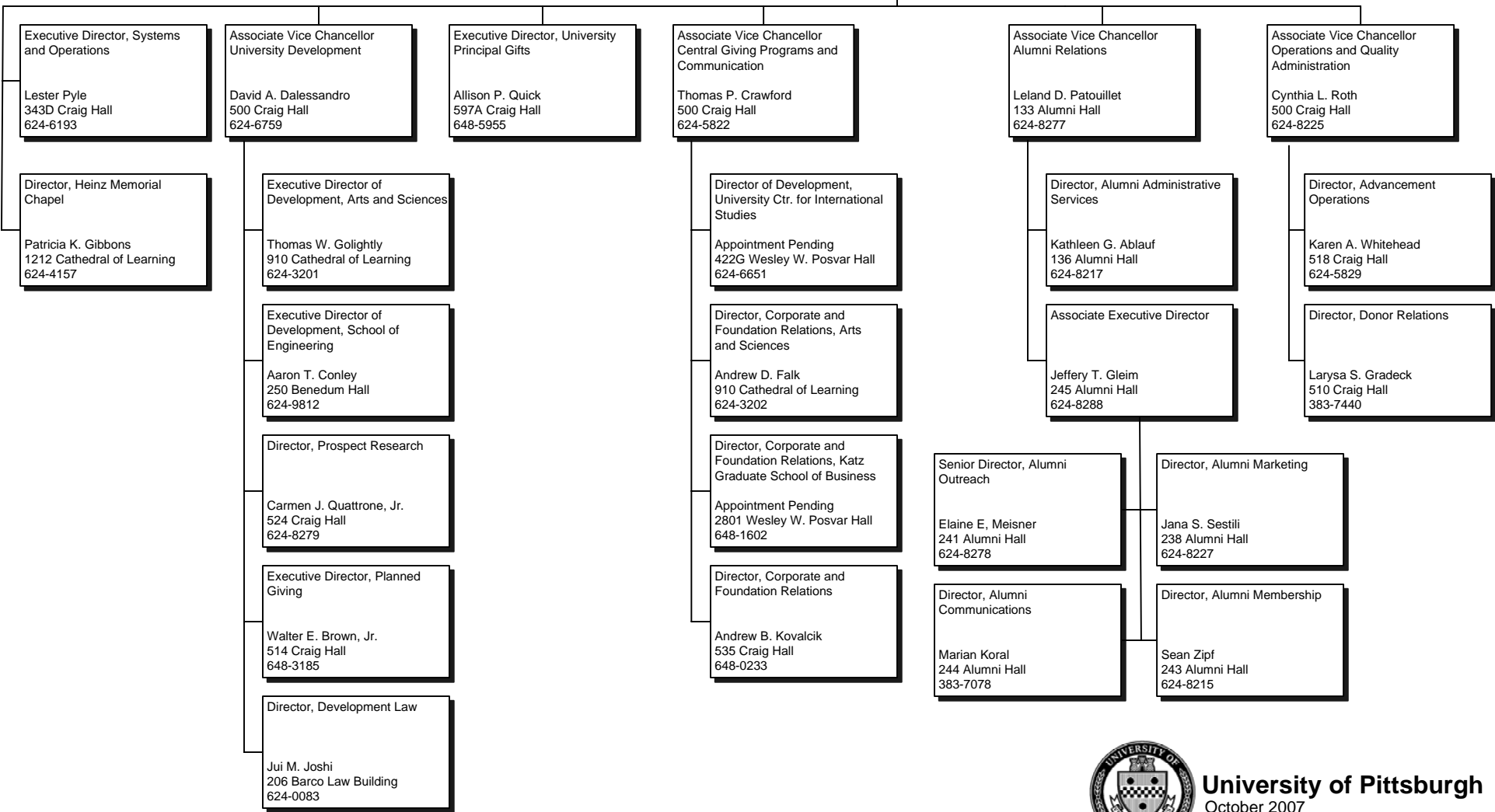
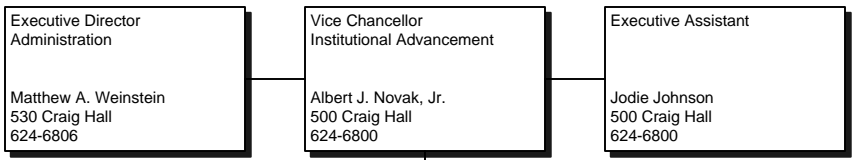


Note: All telephone numbers are in the 412 area code unless indicated otherwise.



University of Pittsburgh
October 2007

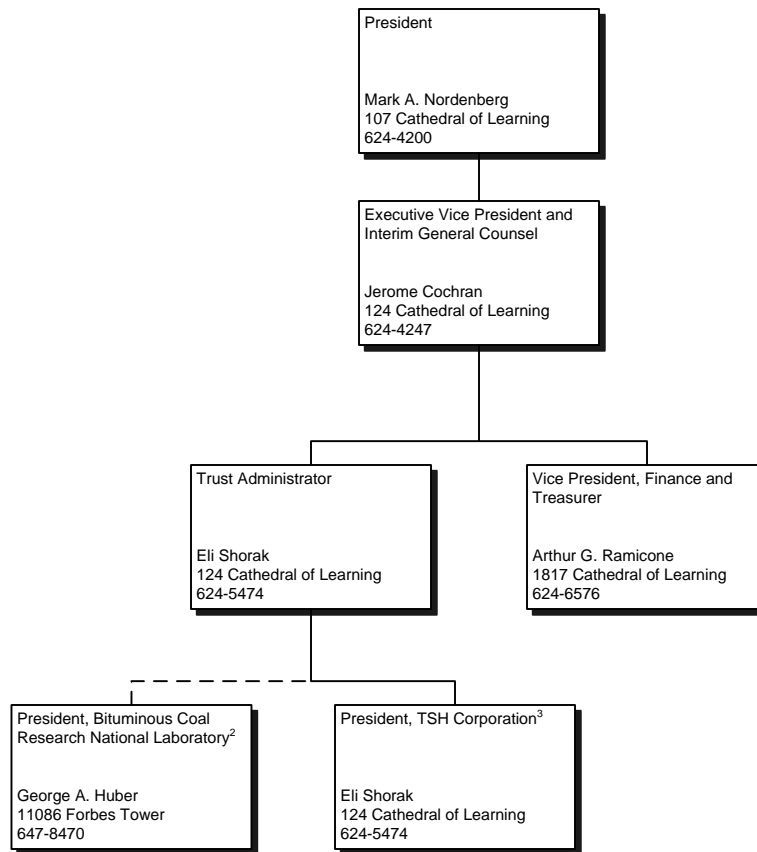
INSTITUTIONAL ADVANCEMENT



University of Pittsburgh
October 2007

Note: All telephone numbers are in the 412 area code unless indicated otherwise.

UNIVERSITY OF PITTSBURGH TRUST¹



¹Independent corporation with its own Board of Directors.

²Affiliated corporation with its own Board of Directors.

³Subsidiary corporation of the University of Pittsburgh Trust with its own Board of Directors. Formerly Pittsburgh Applied Research Corporation.

Note: All telephone numbers are in the 412 area code unless indicated otherwise.



The image features a central olive green rectangular area with a vertical gradient, darker at the bottom. This area is surrounded by blue blocks: a horizontal bar at the top left, a vertical bar on the right side, and a larger vertical bar at the bottom right. The text "Student Information" is centered within the olive green area.

Student Information

**Headcount and FTE Enrollment by School, Level, and Status
Pittsburgh Campus, Regional Campuses and University Total
Fall Term 2007**

SCHOOL	Undergraduate				Graduate				Total				
	Headcount			FTE	Headcount			FTE	Headcount			FTE	
	Full-Time	Part-Time	Total		Full-Time	Part-Time	Total		Full-Time	Part-Time	Total		
Pittsburgh Campus													
Arts and Sciences	9,790	538	10,328	10,005.2	1,384	127	1,511	1,434.8	11,174	665	11,839	11,440.0	
General Studies	616	722	1,338	904.8	--	--	--	--	616	722	1,338	904.8	
Katz Graduate School of Business	--	--	--	--	377	520	897	585.0	377	520	897	585.0	
Education	185	38	223	200.2	532	749	1,281	831.6	717	787	1,504	1,031.8	
Swanson School of Engineering	1,934	63	1,997	1,959.2	373	189	562	448.6	2,307	252	2,559	2,407.8	
Law - Graduate	--	--	--	--	8	15	23	14.0	8	15	23	14.0	
Law - First Professional	--	--	--	--	722	4	726	723.6	722	4	726	723.6	
Public and International Affairs	--	--	--	--	333	110	443	377.0	333	110	443	377.0	
Social Work	80	10	90	84.0	322	249	571	421.6	402	259	661	505.6	
Information Sciences	74	35	109	88.0	294	340	634	430.0	368	375	743	518.0	
College of Business Administration	1,817	61	1,878	1,841.4	--	--	--	--	1,817	61	1,878	1,841.4	
Dental Medicine - Undergraduate, Graduate	65	2	67	65.8	32	1	33	32.4	97	3	100	98.2	
Dental Medicine - First Professional	--	--	--	--	308	0	308	308.0	308	0	308	308.0	
Nursing	494	64	558	519.6	179	238	417	274.2	673	302	975	793.8	
Pharmacy - Undergraduate, Graduate	215	0	215	215.0	24	2	26	24.8	239	2	241	239.8	
Pharmacy - First Professional	--	--	--	--	198	0	198	198.0	198	0	198	198.0	
Public Health	--	--	--	--	376	231	607	468.4	376	231	607	468.4	
Medicine - Graduate	--	--	--	--	294	86	380	328.4	294	86	380	328.4	
Medicine - First Professional	--	--	--	--	597	0	597	597.0	597	0	597	597.0	
Health and Rehabilitation Sciences	392	13	405	397.2	474	108	582	517.2	866	121	987	914.4	
Social and Urban Research	--	--	--	--	0	16	16	6.4	0	16	16	6.4	
Pittsburgh Campus Total	15,662	1,546	17,208	16,280.4	6,827	2,985	9,812	8,021.0	22,489	4,531	27,020	24,301.4	
Regional Campuses													
Johnstown	2,937	184	3,121	3,010.6	--	--	--	--	2,937	184	3,121	3,010.6	
Greensburg	1,640	137	1,777	1,694.8	--	--	--	--	1,640	137	1,777	1,694.8	
Titusville	454	119	573	501.6	--	--	--	--	454	119	573	501.6	
Bradford	1,193	214	1,407	1,278.6	--	--	--	--	1,193	214	1,407	1,278.6	
Regional Campuses Total	6,224	654	6,878	6,485.6	--	--	--	--	6,224	654	6,878	6,485.6	
UNIVERSITY TOTAL	21,886	2,200	24,086	22,766.0	6,827	2,985	9,812	8,021.0	28,713	5,185	33,898	30,787.0	

**Headcount and FTE Enrollment by School and Level
Pittsburgh Campus, Regional Campuses, and University Total
Fall Term 2002-2007**

SCHOOL	2002				2003				2004			
	Headcount			FTE	Headcount			FTE	Headcount			FTE
	Under-graduate	Graduate	Total		Under-graduate	Graduate	Total		Under-graduate	Graduate	Total	
Pittsburgh Campus												
Arts and Sciences	10,339	1,465	11,804	11,241.2	10,148	1,515	11,663	11,127.2	9,931	1,526	11,457	10,957.2
General Studies	2,302	--	2,302	1,550.2	2,056	--	2,056	1,393.6	1,932	--	1,932	1,315.8
Katz Graduate School of Business	--	851	851	552.8	--	793	793	514.0	--	755	755	495.2
Education	136	1,330	1,466	975.8	138	1,274	1,412	930.8	156	1,326	1,482	987.0
Swanson School of Engineering	1,842	603	2,445	2,260.2	1,800	595	2,395	2,228.8	1,896	562	2,458	2,305.6
Law - Graduate	--	21	21	12.0	--	22	22	13.6	--	23	23	12.2
Law - First Professional	--	787	787	787.0	--	782	782	776.6	--	742	742	739.6
Public and International Affairs	--	425	425	357.8	--	458	458	386.0	--	531	531	428.4
Social Work	119	598	717	550.2	123	571	694	539.2	107	648	755	561.2
Information Sciences	226	576	802	587.8	207	624	831	598.2	163	600	763	550.6
College of Business Administration	1,665	--	1,665	1,624.2	1,666	--	1,666	1,619.8	1,674	--	1,674	1,628.4
Dental Medicine - Undergraduate, Graduate	77	44	121	119.8	81	52	133	131.8	73	38	111	108.0
Dental Medicine - First Professional	--	290	290	290.0	--	303	303	303.0	--	303	303	302.4
Nursing	634	395	1,029	762.0	617	386	1,003	754.6	653	413	1,066	834.4
Pharmacy - Undergraduate, Graduate	184	29	213	207.6	199	27	226	224.2	195	28	223	221.2
Pharmacy - First Professional	--	175	175	175.0	--	166	166	166.0	--	175	175	173.8
Public Health	--	435	435	328.2	--	484	484	358.6	--	508	508	380.2
Medicine - Graduate	--	267	267	230.4	--	289	289	248.2	--	326	326	279.2
Medicine - First Professional	--	580	580	580.0	--	588	588	588.0	--	574	574	574.0
Health and Rehabilitation Sciences	338	400	738	654.6	348	451	799	721.6	363	461	824	752.6
International Studies (Pitt in London Program)	48	--	48	48.0	30	--	30	30.0	38	--	38	38.0
Education and Public Health	--	9	9	6.6	--	2	2	1.4	--	--	--	--
Nursing and Public Health	--	--	0	--	--	--	--	--	--	--	--	--
Social and Urban Research	--	--	--	--	--	--	--	--	0	11	11	4.4
Pittsburgh Campus Total	17,910	9,280	27,190	23,901.4	17,413	9,382	26,795	23,655.2	17,181	9,550	26,731	23,649.4
Regional Campuses												
Johnstown	3,122	--	3,122	2,922.2	3,146	--	3,146	2,951.6	3,209	--	3,209	3,051.2
Greensburg	1,888	--	1,888	1,756.0	1,918	--	1,918	1,793.8	1,864	--	1,864	1,739.2
Titusville	503	--	503	418.4	516	--	516	441.6	565	--	565	479.2
Bradford	1,300	--	1,300	1,103.8	1,417	--	1,417	1,187.8	1,427	--	1,427	1,216.4
Regional Campuses Total	6,813	--	6,813	6,200.4	6,997	--	6,997	6,374.8	7,065	--	7,065	6,486.0
UNIVERSITY TOTAL	24,723	9,280	34,003	30,101.8	24,410	9,382	33,792	30,030.0	24,246	9,550	33,796	30,135.4

**Headcount and FTE Enrollment by School and Level
Pittsburgh Campus, Regional Campuses, and University Total
Fall Term 2002-2007 (continued)**

SCHOOL	2005				2006				2007				
	Headcount			FTE	Headcount			FTE	Headcount			FTE	
	Under-graduate	Graduate	Total		Under-graduate	Graduate	Total		Under-graduate	Graduate	Total		
Pittsburgh Campus													
Arts and Sciences	10,061	1,582	11,643	11,143.2	10,176	1,526	11,702	11,286.2	10,328	1,511	11,839	11,440.0	
General Studies	1,693	--	1,693	1,132.0	1,740	--	1,740	1,178.4	1,338	--	1,338	904.8	
Katz Graduate School of Business	--	694	694	462.4	--	801	801	503.4	--	897	897	585.0	
Education	149	1,294	1,443	986.4	165	1,300	1,465	996.4	223	1,281	1,504	1,031.8	
Swanson School of Engineering	1,935	544	2,479	2,356.0	1,952	552	2,504	2,373.8	1,997	562	2,559	2,407.8	
Law - Graduate	--	24	24	10.8	--	26	26	15.2	--	23	23	14.0	
Law - First Professional	--	719	719	717.2	--	741	741	738.6	--	726	726	723.6	
Public and International Affairs	--	460	460	386.2	--	411	411	356.4	--	443	443	377.0	
Social Work	89	633	722	541.4	72	602	674	495.8	90	571	661	505.6	
Information Sciences	118	605	723	517.2	88	599	687	469.8	109	634	743	518.0	
College of Business Administration	1,722	--	1,722	1,681.8	1,769	--	1,769	1,729.4	1,878	--	1,878	1,841.4	
Dental Medicine - Undergraduate, Graduate	73	34	107	106.4	77	30	107	102.8	67	33	100	98.2	
Dental Medicine - First Professional	--	312	312	312.0	--	318	318	318.0	--	308	308	308.0	
Nursing	614	393	1,007	789.2	608	393	1,001	800.0	558	417	975	793.8	
Pharmacy - Undergraduate, Graduate	199	24	223	223.0	209	25	234	233.4	215	26	241	239.8	
Pharmacy - First Professional	--	196	196	196.0	--	198	198	197.4	--	198	198	198.0	
Public Health	--	542	542	416.0	--	557	557	432.2	--	607	607	468.4	
Medicine - Graduate	--	359	359	305.0	--	373	373	318.4	--	380	380	328.4	
Medicine - First Professional	--	590	590	590.0	--	603	603	603.0	--	597	597	597.0	
Health and Rehabilitation Sciences	371	510	881	809.0	390	535	925	859.6	405	582	987	914.4	
International Studies (Pitt in London Program)	--	--	--	--	--	--	--	--	--	--	--	--	
Education and Public Health	--	--	--	--	--	--	--	--	--	--	--	--	
Nursing and Public Health	--	--	--	--	--	--	--	--	--	--	--	--	
Social and Urban Research	0	20	20	8.0	0	24	24	9.6	0	16	16	6.4	
Pittsburgh Campus Total	17,024	9,535	26,559	23,689.2	17,246	9,614	26,860	24,017.8	17,208	9,812	27,020	24,301.4	
Regional Campuses													
Johnstown	3,173	--	3,173	3,018.2	3,142	--	3,142	2,993.8	3,121	--	3,121	3,010.6	
Greensburg	1,796	--	1,796	1,703.0	1,704	--	1,704	1,620.6	1,777	--	1,777	1,694.8	
Titusville	547	--	547	466.6	535	--	535	458.8	573	--	573	501.6	
Bradford	1,318	--	1,318	1,133.8	1,333	--	1,333	1,210.0	1,407	--	1,407	1,278.6	
Regional Campuses Total	6,834	--	6,834	6,321.6	6,714	--	6,714	6,283.2	6,878	--	6,878	6,485.6	
UNIVERSITY TOTAL	23,858	9,535	33,393	30,010.8	23,960	9,614	33,574	30,301.0	24,086	9,812	33,898	30,787.0	

Note: Beginning in the Fall Term 2005, enrollment in the Pitt in London Program is not displayed as a line item in this table.

**Headcount Enrollment by School, Race, Sex, and Level
Pittsburgh Campus, Regional Campuses, and University Total
Fall Term 2007**

SCHOOL	International		Black Non-Hispanic		American Indian/ Alaskan Native		Asian/Pacific Islander		Hispanic		White Non-Hispanic		Other and Unknown ¹		Total	
	Male	Female	Male	Female	Male	Female	Male	Female	Male	Female	Male	Female	Male	Female	Male	Female
Pittsburgh Campus																
Arts and Sciences																
Undergraduate	23	39	342	607	7	10	252	288	57	66	3,789	4,426	203	219	4,673	5,655
Graduate	308	208	21	19	0	1	19	23	20	20	440	424	4	4	812	699
General Studies																
Undergraduate	4	6	81	100	1	1	18	17	20	12	477	507	41	53	642	696
Katz Graduate School of Business																
Graduate	156	90	14	8	0	0	23	13	9	3	292	148	97	44	591	306
Education																
Undergraduate	1	0	1	25	0	0	2	6	3	1	40	133	2	9	49	174
Graduate	16	57	20	58	3	0	4	20	1	10	293	743	14	42	351	930
Swanson School of Engineering																
Undergraduate	17	9	73	37	2	1	53	21	21	6	1,383	324	39	11	1,588	409
Graduate	142	49	11	4	1	1	9	7	7	2	222	71	28	8	420	142
Law																
Graduate	1	1	2	0	0	0	0	1	0	0	5	8	2	3	10	13
First Professional	12	15	13	15	0	0	13	21	3	7	252	170	122	83	415	311
Public and International Affairs																
Graduate	45	32	13	16	0	0	2	11	4	1	128	155	19	17	211	232
Social Work																
Undergraduate	0	1	4	18	0	0	0	1	2	1	10	51	0	2	16	74
Graduate	2	9	16	55	0	0	0	5	0	2	70	360	16	36	104	467
Information Sciences																
Undergraduate	0	2	4	1	0	0	3	3	2	0	78	10	5	1	92	17
Graduate	67	48	3	19	1	0	6	8	6	5	85	132	50	204	218	416
College of Business Administration																
Undergraduate	12	13	42	51	2	2	54	37	12	10	945	652	28	18	1,095	783
Dental Medicine																
Undergraduate	0	0	0	5	0	0	0	2	0	0	0	55	0	5	0	67
Graduate	5	2	0	0	0	0	0	0	0	0	8	5	9	4	22	11
First Professional	3	11	1	1	2	2	25	14	13	9	140	68	11	8	195	113
Nursing																
Undergraduate	1	1	2	22	0	1	4	9	0	2	55	436	8	17	70	488
Graduate	2	4	1	14	0	0	3	8	2	3	40	301	9	30	57	360
Pharmacy																
Undergraduate	0	0	5	4	0	0	2	15	0	2	71	109	2	5	80	135
Graduate	11	6	0	0	0	1	0	0	0	0	4	3	1	0	16	10
First Professional	1	0	1	3	0	0	1	10	0	0	67	109	3	3	73	125

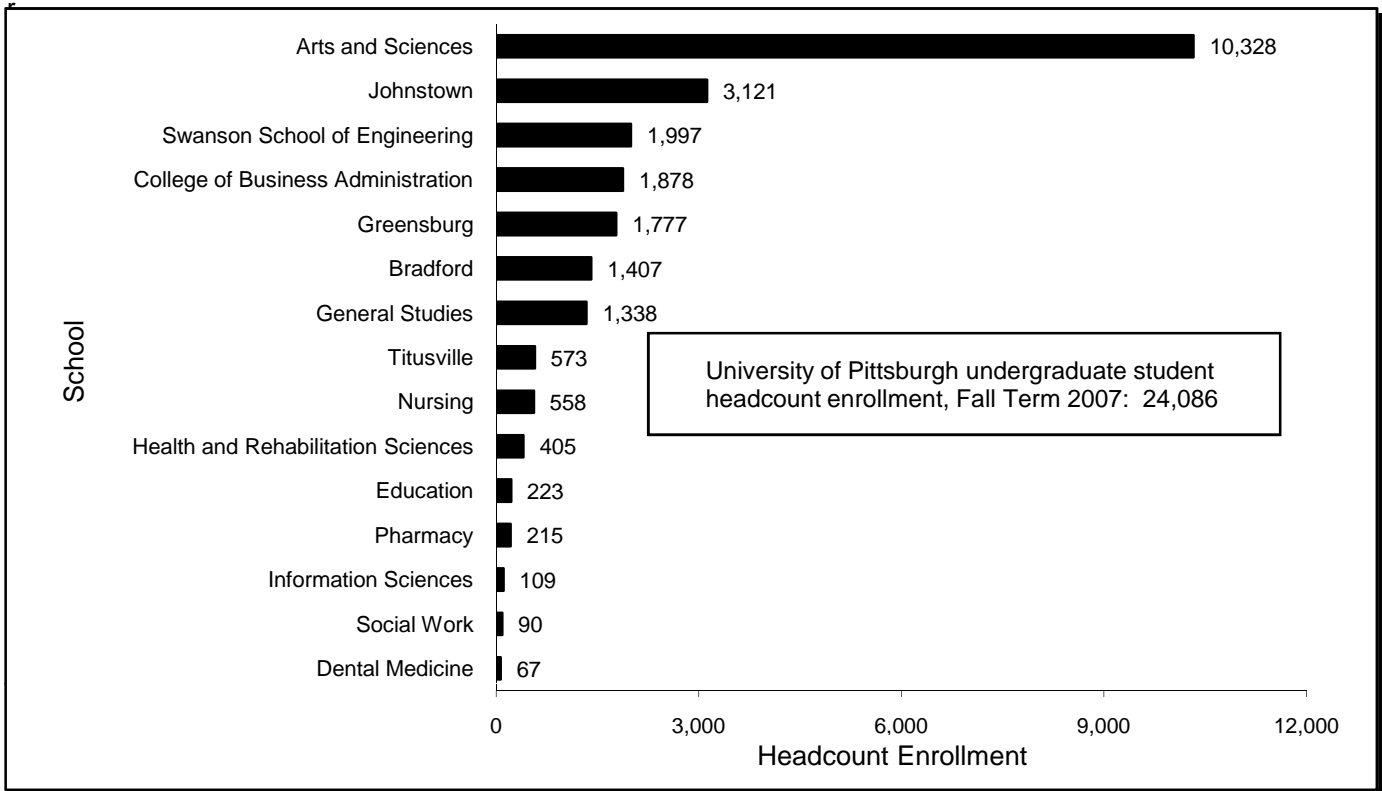
**Headcount Enrollment by School, Race, Sex, and Level
Pittsburgh Campus, Regional Campuses, and University Total
Fall Term 2007**

	<u>International</u>		<u>Black Non-Hispanic</u>		<u>American Indian/ Alaskan Native</u>		<u>Asian/Pacific Islander</u>		<u>Hispanic</u>		<u>White Non-Hispanic</u>		<u>Other and Unknown¹</u>		<u>Total</u>	
	<u>Male</u>	<u>Female</u>	<u>Male</u>	<u>Female</u>	<u>Male</u>	<u>Female</u>	<u>Male</u>	<u>Female</u>	<u>Male</u>	<u>Female</u>	<u>Male</u>	<u>Female</u>	<u>Male</u>	<u>Female</u>	<u>Male</u>	<u>Female</u>
SCHOOL (continued)																
Public Health																
Graduate	54	97	16	35	0	0	12	26	2	10	88	214	14	39	186	421
Medicine																
Graduate	37	68	3	4	0	0	8	9	1	4	86	90	37	33	172	208
First Professional	0	0	10	18	3	2	48	39	4	4	103	95	144	127	312	285
Health and Rehabilitation Sciences																
Undergraduate	0	3	10	18	0	0	4	14	2	3	79	265	2	5	97	308
Graduate	31	49	8	14	0	1	7	7	0	3	87	320	17	38	150	432
Social and Urban Research																
Graduate	0	0	0	1	0	0	0	0	0	1	0	1	5	8	5	11
Pittsburgh Campus																
Undergraduate	58	74	564	888	12	15	392	413	119	103	6,927	6,968	330	345	8,402	8,806
Graduate	877	720	128	247	5	4	93	138	52	64	1,848	2,975	322	510	3,325	4,658
First Professional	16	26	25	37	5	4	87	84	20	20	562	442	280	221	995	834
Pittsburgh Campus Total	951	820	717	1,172	22	23	572	635	191	187	9,337	10,385	932	1,076	12,722	14,298
Regional Campuses																
Johnstown																
Undergraduate	1	0	28	36	1	0	22	21	11	12	1,568	1,357	33	31	1,664	1,457
Greensburg																
Undergraduate	1	3	40	40	0	1	22	12	6	4	792	806	19	31	880	897
Titusville																
Undergraduate	0	0	42	60	2	2	7	9	6	4	162	258	9	12	228	345
Bradford																
Undergraduate	3	0	21	40	1	3	13	11	6	7	481	679	63	79	588	819
Regional Campuses Total	5	3	131	176	4	6	64	53	29	27	3,003	3,100	124	153	3,360	3,518
UNIVERSITY																
Undergraduate	63	77	695	1,064	16	21	456	466	148	130	9,930	10,068	454	498	11,762	12,324
Graduate	877	720	128	247	5	4	93	138	52	64	1,848	2,975	322	510	3,325	4,658
First Professional	16	26	25	37	5	4	87	84	20	20	562	442	280	221	995	834
UNIVERSITY TOTAL	956	823	848	1,348	26	29	636	688	220	214	12,340	13,485	1,056	1,229	16,082	17,816

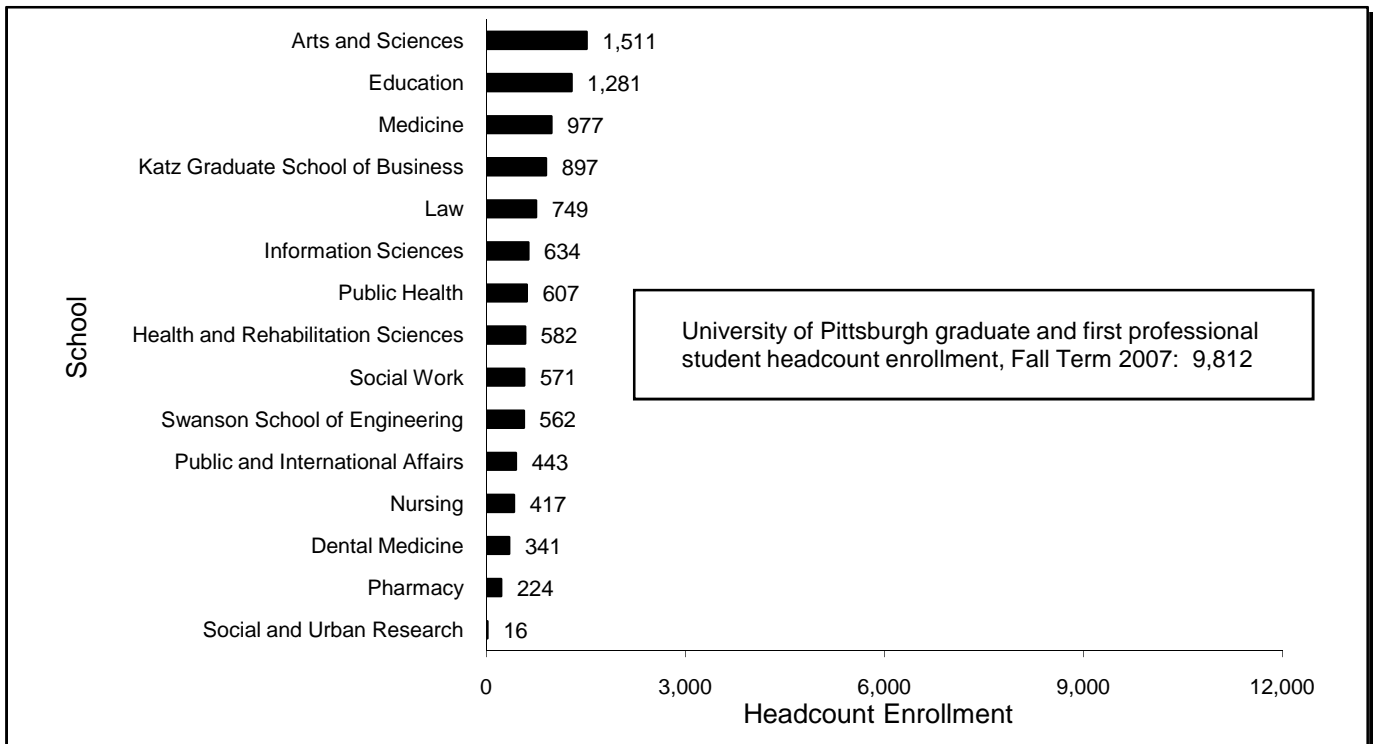
¹This section includes non-international students who have either not indicated a racial category, or have indicated two or more racial designations

Headcount Enrollment by Level and School Total University Fall Term 2007

Undergraduate Student Headcount Enrollment by School



Graduate and First Professional Student Headcount Enrollment by School



**Headcount and FTE Enrollment by Status
Pittsburgh Campus, Regional Campuses, and University Total
Fall Term 2003-2007**

	2003	2004	2005	2006	2007
CAMPUS					
Pittsburgh					
Full-Time	21,562	21,595	21,776	22,123	22,489
Part-Time	5,233	5,136	4,783	4,737	4,531
Pittsburgh Headcount Total	<u>26,795</u>	<u>26,731</u>	<u>26,559</u>	<u>26,860</u>	<u>27,020</u>
Pittsburgh FTE	23,655.2	23,649.4	23,689.2	24,017.8	24,301.4
<hr/>					
Regional Campuses					
Johnstown					
Full-Time	2,822	2,946	2,915	2,895	2,937
Part-Time	324	263	258	247	184
Johnstown Headcount Total	<u>3,146</u>	<u>3,209</u>	<u>3,173</u>	<u>3,142</u>	<u>3,121</u>
Johnstown FTE	2,951.6	3,051.2	3,018.2	2,993.8	3,010.6
Greensburg					
Full-Time	1,711	1,656	1,641	1,565	1,640
Part-Time	207	208	155	139	137
Greensburg Headcount Total	<u>1,918</u>	<u>1,864</u>	<u>1,796</u>	<u>1,704</u>	<u>1,777</u>
Greensburg FTE	1,793.8	1,739.2	1,703.0	1,620.6	1,694.8
Titusville					
Full-Time	392	422	413	408	454
Part-Time	124	143	134	127	119
Titusville Headcount Total	<u>516</u>	<u>565</u>	<u>547</u>	<u>535</u>	<u>573</u>
Titusville FTE	441.6	479.2	466.6	458.8	501.6
Bradford					
Full-Time	1,035	1,076	1,011	1,128	1,193
Part-Time	382	351	307	205	214
Bradford Headcount Total	<u>1,417</u>	<u>1,427</u>	<u>1,318</u>	<u>1,333</u>	<u>1,407</u>
Bradford FTE	1,187.8	1,216.4	1,133.8	1,210.0	1,278.6
Regional Campuses					
Full-Time	5,960	6,100	5,980	5,996	6,224
Part-Time	1,037	965	854	718	654
Regional Campuses Headcount Total	<u>6,997</u>	<u>7,065</u>	<u>6,834</u>	<u>6,714</u>	<u>6,878</u>
Regional Campuses FTE	6,374.8	6,486.0	6,321.6	6,283.2	6,485.6
<hr/>					
UNIVERSITY					
Full-Time	27,522	27,695	27,756	28,119	28,713
Part-Time	6,270	6,101	5,637	5,455	5,185
UNIVERSITY HEADCOUNT TOTAL	<u>33,792</u>	<u>33,796</u>	<u>33,393</u>	<u>33,574</u>	<u>33,898</u>
UNIVERSITY FTE	<u>30,030.0</u>	<u>30,135.4</u>	<u>30,010.8</u>	<u>30,301.0</u>	<u>30,787.0</u>

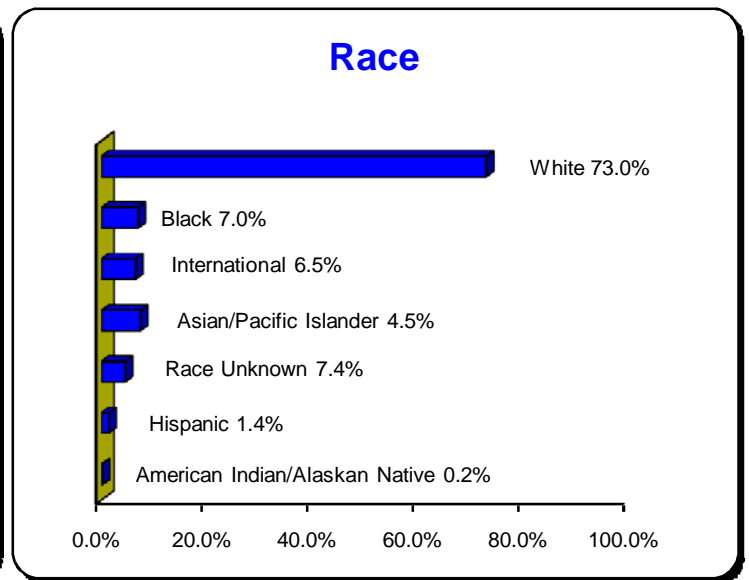
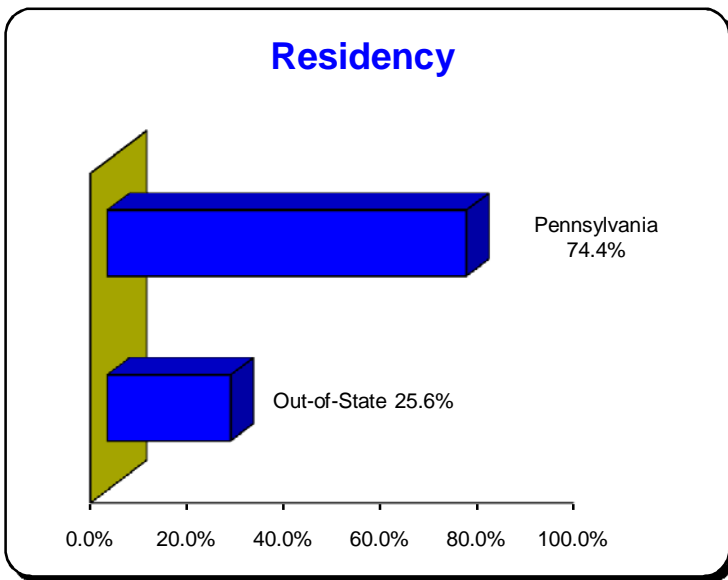
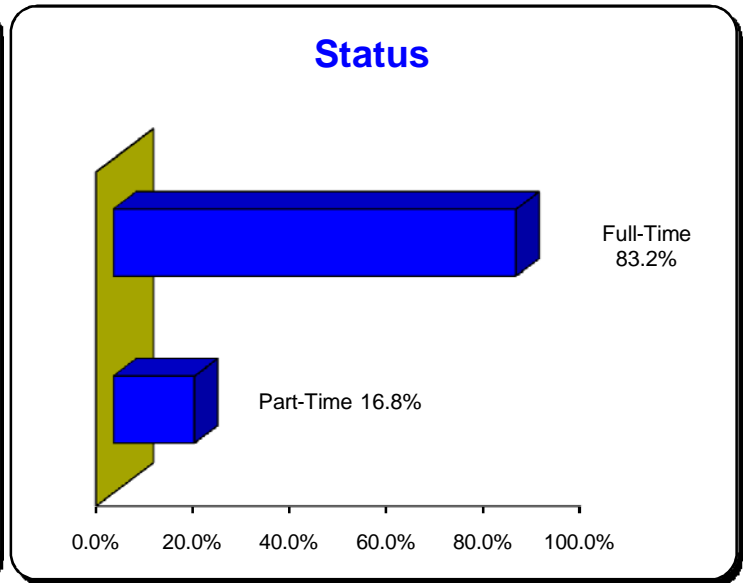
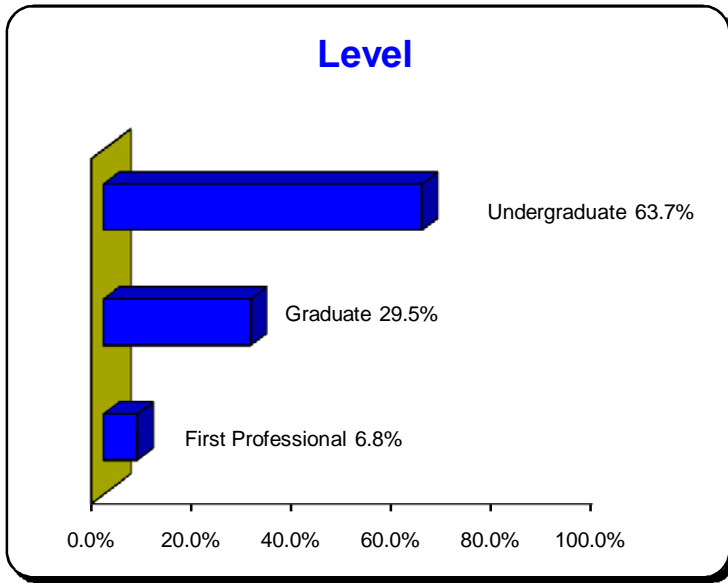
**Headcount Enrollment by Level, Pennsylvania and Out-of-State Residency and Status
Pittsburgh Campus, Regional Campuses, and University Total
Fall Term 2007**

CAMPUS	Full-Time		Part-Time		Total	
Pittsburgh						
Undergraduate						
Pennsylvania residents	12,741	81%	1,469	95%	14,210	83%
Out-of-State residents	2,921	19%	77	5%	2,998	17%
Undergraduate Total	15,662		1,546		17,208	
Graduate						
Pennsylvania residents	3,258	48%	2,629	88%	5,887	60%
Out-of-State residents	3,569	52%	356	12%	3,925	40%
Graduate Total	6,827		2,985		9,812	
Pittsburgh Total	22,489		4,531		27,020	
<hr/>						
Regional Campuses						
Johnstown						
Undergraduate						
Pennsylvania residents	2,898	99%	183	99%	3,081	99%
Out-of-State residents	39	1%	1	1%	40	1%
Johnstown Total	2,937		184		3,121	
Greensburg						
Undergraduate						
Pennsylvania residents	1,613	98%	137	100%	1,750	98%
Out-of-State residents	27	2%	0	0%	27	2%
Greensburg Total	1,640		137		1,777	
Titusville						
Undergraduate						
Pennsylvania residents	415	91%	119	100%	534	93%
Out-of-State residents	39	9%	0	0%	39	7%
Titusville Total	454		119		573	
Bradford						
Undergraduate						
Pennsylvania residents	995	83%	201	94%	1,196	85%
Out-of-State residents	198	17%	13	6%	211	15%
Bradford Total	1,193		214		1,407	
Regional Campuses Total	6,224		654		6,878	
<hr/>						
UNIVERSITY						
Undergraduate						
Pennsylvania residents	18,662	85%	2,109	96%	20,771	86%
Out-of-State residents	3,224	15%	91	4%	3,315	14%
Undergraduate Total	21,886		2,200		24,086	
Graduate						
Pennsylvania residents	3,258	48%	2,629	88%	5,887	60%
Out-of-State residents	3,569	52%	356	12%	3,925	40%
Graduate Total	6,827		2,985		9,812	
UNIVERSITY						
Pennsylvania residents	21,920	76%	4,738	91%	26,658	79%
Out-of-State residents	6,793	24%	447	9%	7,240	21%
UNIVERSITY TOTAL	28,713		5,185		33,898	

Note: Graduate figures include graduate students and first professional students.

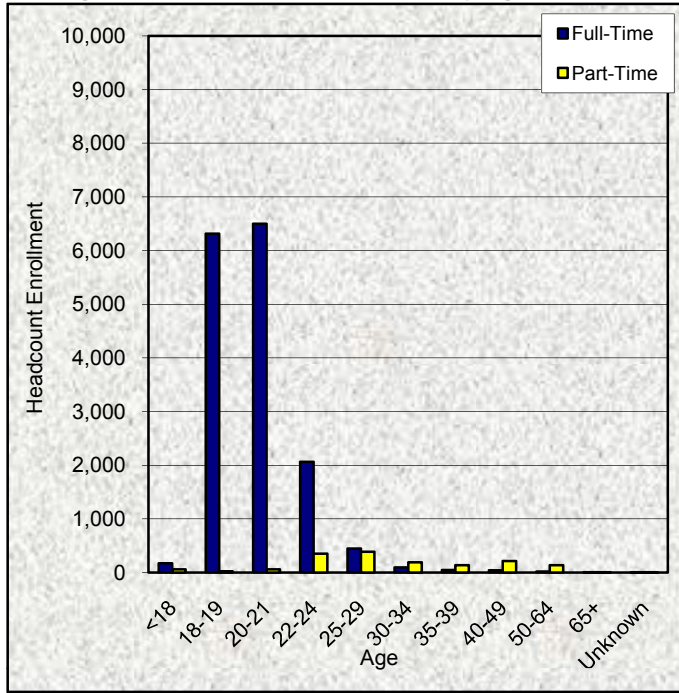
Headcount Enrollment by Level, Status, Residency, and Race Pittsburgh Campus Fall Term 2007

Total Pittsburgh Campus Headcount Enrollment: 27,020

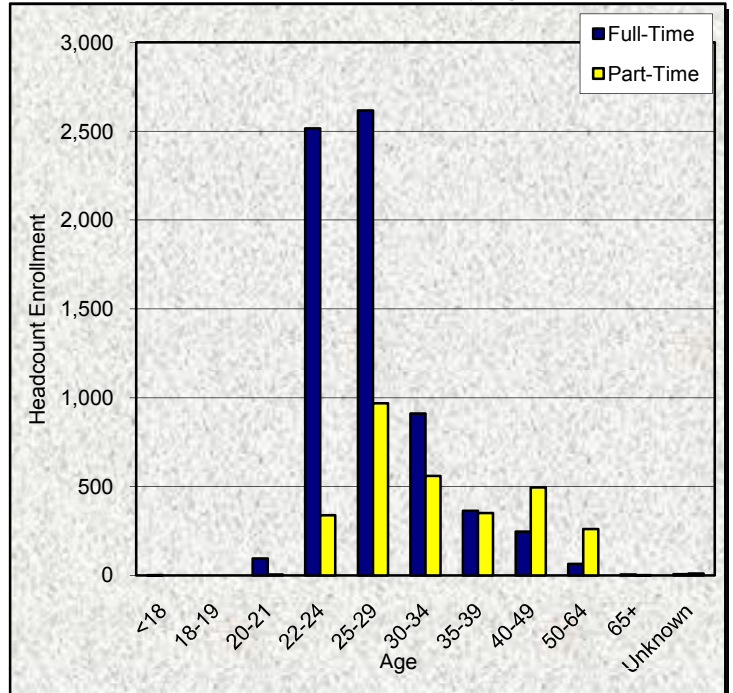


Headcount Enrollment by Age, Level, and Status Pittsburgh Campus Fall Term 2007

Undergraduate Headcount Enrollment by Age and Status



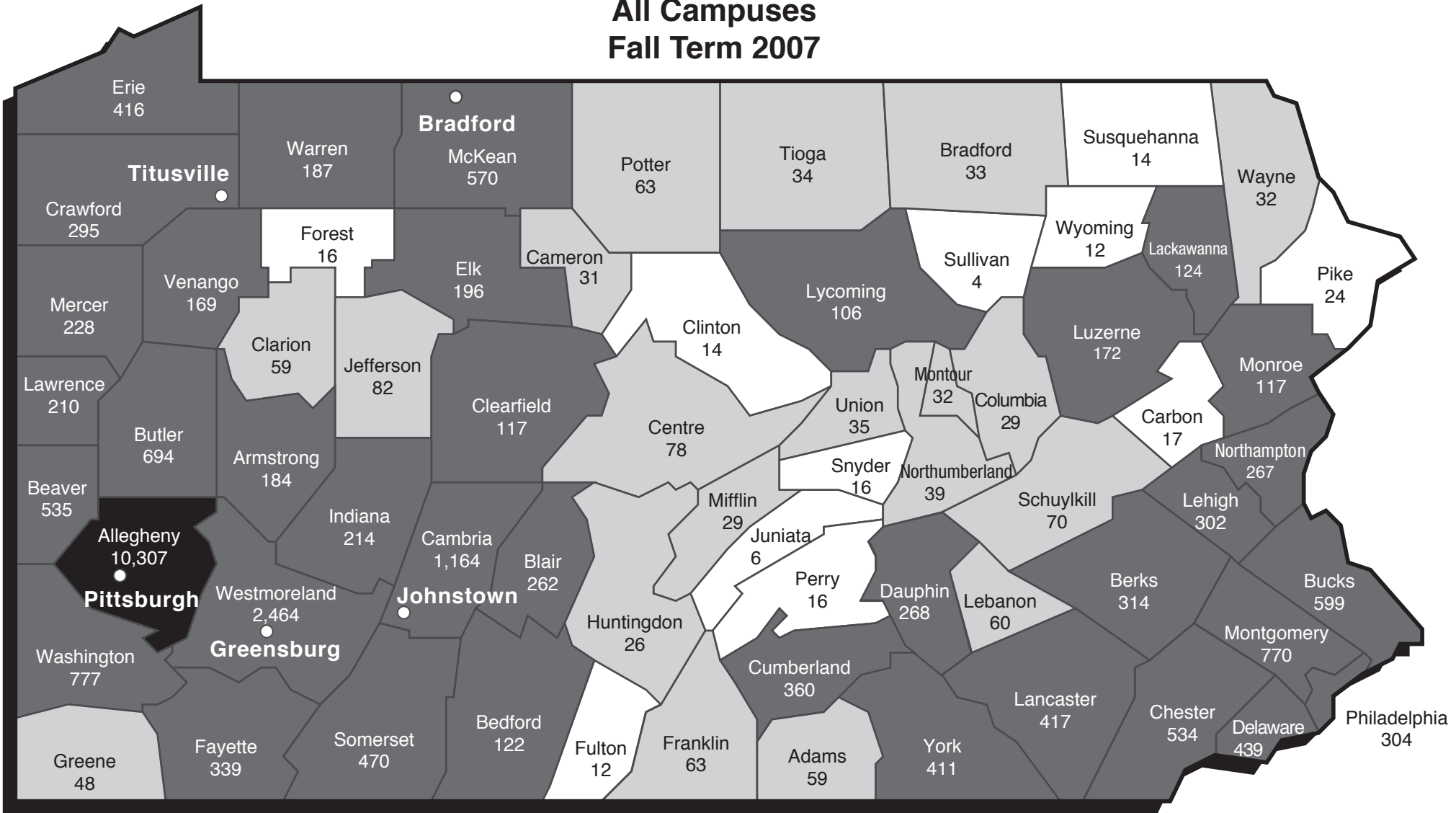
Graduate Headcount Enrollment by Age and Status



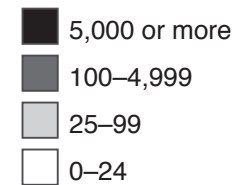
Age	Undergraduate			Graduate			Total		
	Full-Time	Part-Time	Total	Full-Time	Part-Time	Total	Full-Time	Part-Time	Total
<18	166	58	224	2	0	2	168	58	226
18-19	6,316	22	6,338	0	0	0	6,316	22	6,338
20-21	6,495	58	6,553	95	4	99	6,590	62	6,652
22-24	2,061	350	2,411	2,515	337	2,852	4,576	687	5,263
25-29	441	383	824	2,616	968	3,584	3,057	1,351	4,408
30-34	91	190	281	911	559	1,470	1,002	749	1,751
35-39	40	132	172	363	350	713	403	482	885
40-49	34	210	244	247	495	742	281	705	986
50-64	15	136	151	65	261	326	80	397	477
65+	2	4	6	6	1	7	8	5	13
Unknown	1	3	4	7	10	17	8	13	21
Total	15,662	1,546	17,208	6,827	2,985	9,812	22,489	4,531	27,020
Average Age	20	32	21	27	34	29	22	33	24

Note: Graduate figures include graduate and first professional students.

**Headcount Enrollment by Pennsylvania County
All Campuses
Fall Term 2007**



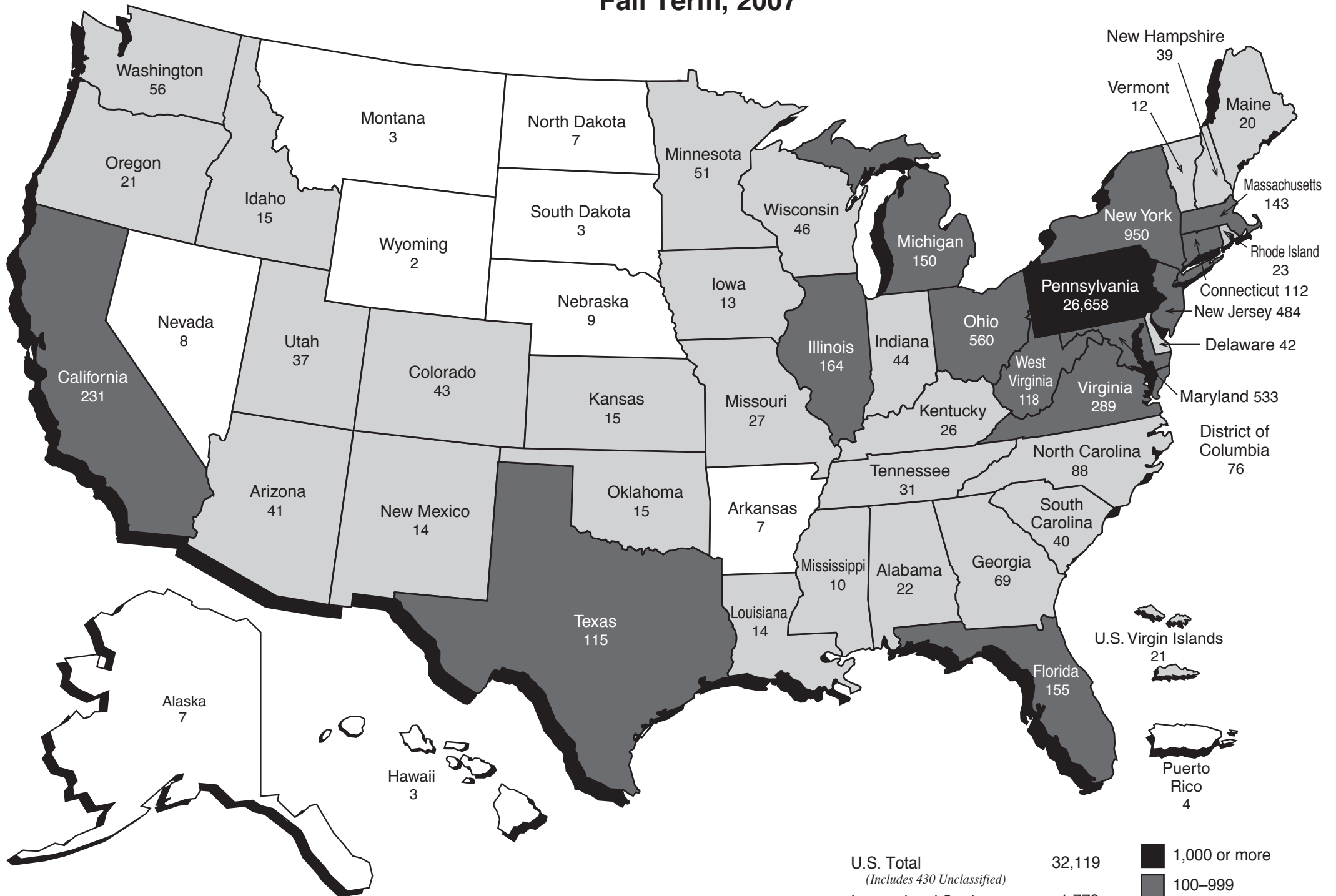
Pennsylvania Students	26,658	78.7%
Other U.S. Students	5,469	16.1%
International Students	<u>1,771</u>	<u>5.2%</u>
TOTAL	<u>33,898</u>	<u>100.0%</u>



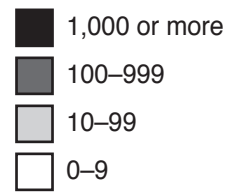
Headcount Enrollment by State or Territory

Total University

Fall Term, 2007



U.S. Total	32,119
<i>(Includes 430 Unclassified)</i>	
International Students	1,779
TOTAL	<u><u>33,898</u></u>



Note: Figures include undergraduate, graduate, and first professional students.

Headcount Enrollment of International Students by Country of Origin Pittsburgh Campus Fall Term 2007

Afghanistan	1	Ghana	5	Portugal	1
Albania	1	Greece	7	Qatar	1
Antigua and Barbuda	1	Guatemala	2	Romania	20
Argentina	17	Guyana	1	Russia	21
Australia	5	Hong Kong	15	Saint Kitts and Nevis	1
Austria	1	Hungary	4	Saint Lucia	1
Bahamas, The	1	Iceland	2	Saudi Arabia	29
Bahrain	2	India	201	Singapore	1
Bangladesh	6	Indonesia	13	Slovakia	8
Belarus	1	Iran	7	South Africa	1
Belgium	1	Iraq	1	Spain	7
Belize	1	Ireland	3	Sri Lanka	3
Bolivia	3	Israel	8	St Vincent and the Grenadines	2
Bosnia and Herzegovina	1	Italy	8	Sudan	1
Botswana	3	Jamaica	3	Sweden	3
Brazil	37	Japan	47	Switzerland	1
Bulgaria	8	Jordan	13	Syria	2
Burma (Myanmar)	1	Kazakhstan	10	Taiwan	137
Burundi	1	Kenya	7	Tanzania	1
Cameroon	1	Korea, Republic of	165	Thailand	48
Canada	50	Kuwait	12	Trinidad and Tobago	6
Cape Verde	1	Lebanon	11	Tunisia	1
Chile	6	Liberia	1	Turkey	65
China	410	Libya	1	Ukraine	4
Columbia	24	Macedonia	1	United Arab Emirates	1
Costa Rica	5	Malaysia	14	United Kingdom	8
Croatia	1	Maldives	1	Uruguay	5
Cyprus	2	Mexico	17	Venezuela	2
Czech Republic	55	Moldova	1	Vietnam	3
Czechoslovakia	1	Mongolia	3	West Bank	1
Ecuador	7	Nepal	7	Yemen	2
Egypt	12	The Netherlands	6	Yugoslavia	7
Equatorial Guinea	2	New Zealand	4	Zimbabwe	6
Eritrea	1	Nicaragua	1	Unclassified	7
Finland	2	Nigeria	15		
France	10	Norway	3		
Gabon	1	Pakistan	13		
Gaza Strip	1	Peru	13	Pittsburgh Campus Total	<u>1,771</u>
Georgia	2	Philippines	5		
Germany	19	Poland	8		

The ten countries from which the most international students originate are listed in descending order: China, India, Republic of Korea, Taiwan, Turkey, Czech Republic, Canada, Thailand, Japan, and Brazil.

Notes: Figures include undergraduate, graduate and first professionals students.

There are eight international students enrolled at the regional campuses: four at Greensburg (Canada: 1; Hong Kong: 1; Mexico: 1; Saint Lucia:1); three at Bradford (Australia: 1; Canada: 2); and one at Johnstown (Nigeria).

Total international student enrollment: 1,779.

The background features a large, light olive-green rectangle with a vertical gradient, centered on a white background. This rectangle is partially overlaid by blue shapes: a horizontal bar at the top left, a vertical bar on the right side, and a larger vertical bar at the bottom right.

Degree and Certificate Programs

Degree and Certificate Programs Offered by School and Degree and Certificate Type Fall Term 2007

School and Program	Undergraduate Certificate	Graduate Certificate	Associate	Baccalaureate	Master's	Doctorate	First Professional
Arts and Sciences - Humanities							
American Sign Language	CERT						
Architectural Studies				BA			
Bioethics					MA		
Children's Literature	CERT						
Chinese				BA			
Classics				BA	MA	PhD	
Communication: Rhetoric and Communication				BA	MA	PhD	
Composition, Literacy, and Pedagogy		ADVCTM ADVCTD					
Cooperative Program in Religion						PhD	
Cultural Studies		ADVCTM ADVCTD					
East Asian Studies					MA		
English					MA MFA	PhD	
English Literature				BA			
English Writing				BA			
Film Studies		ADVCTM ADVCTD		BA			
French				BA	MA	PhD	
German				BA			
German Language	CERT						
Germanic Language and Literature					MA	PhD	
Hispanic Language and Literature					MA	PhD	
Hispanic Linguistics					MA	PhD	
History and Philosophy of Science				BA	MA	PhD	
History of Art and Architecture				BA	MA	PhD	
Italian				BA	MA		
Japanese				BA			
Jewish Studies	CERT						
Linguistics				BA	MA	PhD	
Medieval and Renaissance Studies	CERT	ADVCT					
Music				BA	MA	PhD	
Philosophy				BA	MA	PhD	
Polish				BA			
Public and Professional Writing	CERT						
Religious Studies				BA	MA		
Russian				BA			
Slavic Languages and Literatures					MA	PhD	
Slavic Studies				BA			
Spanish				BA			
Studio Arts				BA			
Teaching English to Speakers of Other Languages		ADVCT					
Theatre Arts				BA	MA MFA	PhD	
Arts and Sciences - Natural Sciences							
Actuarial Mathematics				BS			
Applied Mathematics				BS	MA MS		
Applied Statistics					MA MS		
Biological Sciences				BS	MS	PhD	
Chemistry				BS	MS	PhD	

Degree and Certificate Programs Offered by School and Degree and Certificate Type Fall Term 2007

School and Program	Undergraduate Certificate	Graduate Certificate	Associate	Baccalaureate	Master's	Doctorate	First Professional
Arts and Sciences - Natural Sciences (continued)							
Computer Engineering					MS	PhD	
Computer Science				BS	MS	PhD	
Ecology and Evolution				BS			
Environmental Geology				BS			
Environmental Studies				BA			
Geographic Information Systems	CERT				MS		
Geology				BS			
Geology and Planetary Science					MS	PhD	
Intelligent Systems					MS	PhD	
Mathematics				BS	MA MS	PhD	
Mathematics Professional Program					MS		
Mathematics-Economics				BA BS			
Mathematics-Philosophy				BA BS			
Microbiology				BS			
Molecular Biology				BS			
Molecular Biophysics and Structural Biology					MS	PhD	
Neuroscience				BS	MS	PhD	
Photonics	CERT						
Physics				BS	MS	PhD	
Physics and Astronomy				BA BS			
Psychology				BS	MS	PhD	
Scientific Computing		ADVCT		BS			
Statistics				BS	MA MS	PhD	
Arts and Sciences - Social Sciences							
Africana Studies				BA			
Anthropology				BA	MA	PhD	
Economics				BA BS	MA	PhD	
Economics - Statistics				BS			
History				BA	MA	PhD	
History Education					MA		
Political Science				BA	MA	PhD	
Sociology				BA	MA	PhD	
Urban Studies				BA			
Arts and Sciences - Other							
Africana Studies - English				BA			
Business (Dual Major Program)				BA BS			
Conceptual Foundations of Medicine	CERT						
Historic Preservation	CERT						
Interdisciplinary Studies				BA BS			
International and Area Studies				BPhil			
Leadership	CERT						
Politics - Philosophy				BA			
Study of Women, Gender, and Sexuality	CERT	ADVCTM ADVCTD					

Degree and Certificate Programs Offered by School and Degree and Certificate Type Fall Term 2007

School and Program	Undergraduate Certificate	Graduate Certificate	Associate	Baccalaureate	Master's	Doctorate	First Professional
General Studies							
Accounting	CERT						
Administration of Justice				BA			
Communication	CERT						
Community Health Assessment	CERT						
Corporate/Community Relations	CERT						
Dental Hygiene				BS			
Digital Media	CERT						
Engineering and Technology		ADVCT					
Health Services				BA			
Humanities Area				BA			
Information System Design	CERT						
Legal Studies				BA			
Liberal Studies				BA			
Managing Health Services Programs and Projects	CERT						
Media and Professional Communications				BA			
Natural Sciences Area				BS			
Nonprofit Management	CERT						
Public Service				BA			
Self Design				BA BS			
Social Sciences Area				BA			
Statistical Quality Control	CERT						
Study of Women, Gender, and Sexuality	CERT						
Writing	CERT						
Writing for the Professions	CERT						
Honors College							
Bachelor of Philosophy				BPhil			
Katz Graduate School of Business							
Business Administration (11-month MBA Program)					MBA	PhD	
Business Administration (Two-Year MBA Program)					MBA		
Executive MBA Program					MBA		
International Business					MIB		
Management of Information Systems					MS		
Education							
Adapted Physical Education		ADVCT					
Administrative and Policy Studies					MA MEd	PhD EdD	
Applied Developmental Psychology				BS			
Educational Administration		ADVCT					
Educational Supervision		ADVCT					
Health and Physical Activity				BS	MS	PhD	
Instruction and Learning					MA MS MEd MAT	PhD EdD	
Orientation and Mobility		ADVCT					
Psychology in Education					MA MS MEd	PhD	
Reading (Specialist)		ADVCT					
Teaching		ADVCT					
Youth Health and Fitness		ADVCT					

Degree and Certificate Programs Offered by School and Degree and Certificate Type Fall Term 2007

School and Program	Undergraduate Certificate	Graduate Certificate	Associate	Baccalaureate	Master's	Doctorate	First Professional
Swanson School of Engineering							
Bioengineering				BSE	MSBENG	PhD	
Chemical Engineering				BSE	MSChE	PhD	
Civil Engineering				BSE	MSCE	PhD	
Civil Engineering and Architectural Studies	CERT						
Clinical Cardiovascular Engineering		ADVCT					
Computer Engineering				BSE	MSCOE	PhD	
Electrical Engineering				BSE	MSEE	PhD	
Energy Resource Utilization	CERT						
Engineering Physics				BSE			
Fessenden Honors Engineering	CERT						
Industrial Engineering				BSE	MSIE	PhD	
Interdisciplinary PhD Program						PhD	
International Engineering Studies	CERT						
Materials Science and Engineering				BSE	MSMSE	PhD	
Mechanical Engineering				BSE	MSME	PhD	
Petroleum Engineering					MSPE		
Product Realization	CERT						
Rehabilitation Engineering	CERT	ADVCT					
Sustainable Engineering	CERT						
Law							
Civil Litigation		ADVCT					
Disability Legal Studies		ADVCTM					
Environmental Law Science and Policy		ADVCT					
Health Law		ADVCT					
Intellectual Property and Technology Law		ADVCT					
International and Comparative Law		ADVCT					LLM
Law					MSL	JSD	JD
Public and International Affairs							
Development Planning and Environmental Sustainability					MID		
Global Political Economy					MPIA		
Human Security					MPIA MID		
Non-Government Organizations and Civil Society					MID		
Policy Research and Analysis					MPA		
Public and International Affairs						PhD	
Public and Nonprofit Management					MPA		
Public Policy and Management					MPPM		
Security and Intelligence Studies					MPIA		
Urban and Regional Affairs					MPA		
Social Work							
Gerontology		ADVCT					
Social Work	CERT			BASW	MSW	PhD	

Degree and Certificate Programs Offered by School and Degree and Certificate Type Fall Term 2007

School and Program	Undergraduate Certificate	Graduate Certificate	Associate	Baccalaureate	Master's	Doctorate	First Professional
Public Health							
Behavioral and Community Health Sciences					MPH	DRPH	
Biostatistics					MS MPH	PhD DRPH	
Environmental and Occupational Health					MS MPH	PhD	
Environmental Health Risk Assessment		ADVCTM					
Epidemiology					MS MPH	PhD DRPH	
Genetic Counseling					MS		
Global Health		ADVCT					
Health Policy and Management					MHA MPH	PhD	
Human Genetics					MS	PhD	
Industrial Hygiene		ADVCTM					
Infectious Diseases and Microbiology					MS MPH	PhD DRPH	
LGBT Health and Wellness		ADVCTM					
Management Program for Health Professionals		ADVCTM					
Multidisciplinary MPH Program					MPH		
Occupational Medicine					MPH		
Public Health Genetics		ADVCTM			MPH		
Public Health Preparedness and Disaster Response		ADVCT					
Medicine							
Biochemistry and Molecular Genetics					MS	PhD	
Biomedical Informatics		ADVCTM			MS	PhD	
Cell Biology and Molecular Physiology					MS	PhD	
Cellular and Molecular Pathology					MS	PhD	
Clinical Research		ADVCTM			MS		
Computational Biology						PhD	
Immunology					MS	PhD	
Medical Education		ADVCTM			MS		
Medicine							MD
Molecular Biophysics and Structural Biology					MS	PhD	
Molecular Pharmacology					MS	PhD	
Molecular Virology and Microbiology					MS	PhD	
Neurobiology					MS	PhD	
Health and Rehabilitation Sciences							
Assistive Technology in Rehabilitation	CERT						
Athletic Training				BS			
Audiology						AuD	
Clinical Dietetics and Nutrition				BS			
Communication Science				BA			
Communication Science and Disorders					MA MS	PhD	
Coordinated Master's in Dietetics					MS		
Disability Studies		ADVCT					
Emergency Medicine				BS			
Emergency Medicine in Rehabilitation	CERT						
Health and Rehabilitation Sciences					MS		
Health Information Management				BS			
Occupational Therapy				BS	MOT		
Pathokinesiology in Rehabilitation	CERT						

Degree and Certificate Programs Offered by School and Degree and Certificate Type Fall Term 2007

School and Program	Undergraduate Certificate	Graduate Certificate	Associate	Baccalaureate	Master's	Doctorate	First Professional
Health and Rehabilitation Sciences (continued)							
Physical Therapy						DPT	
Prosthetics and Orthotics					MS		
Psycho-Social Issues in Rehabilitation	CERT						
Rehabilitation Science				BS		PhD	
Rehabilitation Technology		ADVCTM					
Speech-Language Pathology						CSCD	
University Center for International Studies							
African Studies	CERT						
Asian Studies	CERT	ADVCT					
Eastern European Studies		ADVCT					
European Union Studies	CERT						
Global Studies	CERT	ADVCT					
Latin American Social and Public Policy		ADVCT					
Latin American Studies	CERT	ADVCT					
Russian and East European Study	CERT						
Russian Studies		ADVCT					
Soviet Studies		ADVCT					
West European Studies	CERT	ADVCT					
University Center for Social and Urban Research							
Gerontology	CERT						
Johnstown - Humanities							
American Studies				BA			
Communication				BA			
English Literature				BA			
English: Writing				BA			
Humanities				BA			
Journalism				BA			
Theatre Arts				BA			
Johnstown - Natural Sciences							
Biology				BS			
Chemistry				BS			
Computer Science				BS			
Emergency Medical Services			AS				
Geology				BS			
Health Related Professions				BS			
Mathematics				BS			
Natural Science				BS			
Psychology				BS			
Respiratory Care			AS				
Surgical Technology			AS				

Degree and Certificate Programs Offered by School and Degree and Certificate Type Fall Term 2007

School and Program	Undergraduate Certificate	Graduate Certificate	Associate	Baccalaureate	Master's	Doctorate	First Professional
Johnstown - Social Sciences							
Business	CERT			BA			
Economics				BA			
Environmental Studies				BA			
Geography				BA			
History				BA			
International Studies	CERT						
Political Science				BA			
Social Sciences				BA			
Sociology				BA			
Johnstown - Education							
Elementary Education				BS			
Secondary Education				BA BS			
Johnstown - Engineering Technology							
Civil Engineering Technology				BSCET			
Electrical Engineering Technology				BSEET			
Mechanical Engineering Technology				BSMET			
Johnstown - Other Programs							
Self Design				BA BS			
Greensburg - Humanities							
Children's Literature	CERT						
Communication: Rhetoric and Communication				BA			
English Literature				BA			
English Writing				BA			
Humanities Area				BA			
Interdisciplinary Arts				BA			
Greensburg - Natural Sciences							
Applied Mathematics				BS			
Biological Sciences				BS			
Natural Sciences Area				BS			
Psychology				BS			
Greensburg - Behavioral Sciences							
American Studies				BA			
Anthropology				BA			
Criminal Justice				BA			
Gerontology	CERT						
History				BA			
Latin American Studies	CERT						
Management				BS			
Management Information Systems				BS			
Management-Accounting				BS			
Political Science				BA			

Degree and Certificate Programs Offered by School and Degree and Certificate Type Fall Term 2007

School and Program	Undergraduate Certificate	Graduate Certificate	Associate	Baccalaureate	Master's	Doctorate	First Professional
Greensburg - Behavioral Sciences (continued)							
Social Sciences Area				BA			
Greensburg - Other Programs							
Self Design				BA BS			
Titusville							
Accounting	CERT		AS				
Business			AS				
Business Information Systems			AS				
Human Services			AA				
Liberal Arts			AA				
Natural Science			AS				
Nursing			AS				
Physical Therapist Assistant			AS				
Bradford - Humanities							
Broadcast Communications				BA			
Communications				BA			
English				BA			
Interdisciplinary Arts				BA			
Liberal Studies			AA				
Public Relations				BA			
Writing				BA			
Bradford - Natural Sciences							
Applied Mathematics				BS			
Biology				BS			
Chemistry				BS			
Computer Science				BA BS			
Environmental Studies				BA			
Information Systems			AS				
Petroleum Technology			AS				
Physical Sciences				BS			
Psychology				BS			
Bradford - Social Sciences							
Accounting				BS			
American Studies				BA			
Business Management				BS			
Criminal Justice				BA			
Economics				BA			
Entrepreneurship				BS			
History - Political Science				BA			
Hospitality Management				BS			
Human Relations				BA			
Social Sciences				BA			
Sociology				BA			

Degree and Certificate Programs Offered by School and Degree and Certificate Type Fall Term 2007

School and Program	Undergraduate Certificate	Graduate Certificate	Associate	Baccalaureate	Master's	Doctorate	First Professional
Bradford - Education							
Biology Education 7-12				BS			
Business Education K-12				BS			
Chemistry Education 7-12				BS			
Elementary Education				BS			
English Education 7-12				BS			
Environmental Education 7-12				BS			
Health and Physical Education				BS			
Mathematics Education 7-12				BS			
Social Studies Education 7-12				BS			
Bradford - Other Programs							
Athletic Training				BS			
Engineering Science			AS				
Nursing			AS	BSN			
Radiological Science				BS			
Sport and Recreation Management				BS			
Sports Medicine				BS			

Notes: The degree and certificate programs listed are those which are currently offered.

Application to certain programs, and the conferring of specific, non-terminal degrees in these programs may be contingent upon departmental guidelines.

CERT and ADVCT denote the undergraduate-level and graduate-level certificates, respectively. In addition, ADVCTM and ADVCTD denote the masters-level and doctoral-level certificates, respectively.

The Bachelor of Philosophy degree (BPhil) is offered through the Honors College and is available in all baccalaureate programs. As such, it is enumerated only once in this table. The one exception occurs in the Arts and Sciences degree program, International and Area Studies, in which the sole baccalaureate awarded is the BPhil.

Offered in addition to those programs listed here are the combined major and numerous dual, joint, and cooperative degree programs.

**Number of Degree Programs Offered by Degree Category and Degree Type
Pittsburgh Campus, Regional Campuses, and University Total
Fall Term 2007**

UNIVERSITY DEGREE PROGRAM TOTAL			425
PITTSBURGH CAMPUS DEGREE PROGRAM TOTAL			319
Baccalaureate Degree Program Total			102
Bachelor of Arts	BA		48
Bachelor of Arts in Social Work	BASW		1
Bachelor of Philosophy ¹	BPhil		2
Bachelor of Science	BS		35
Bachelor of Science in Business Administration	BSBA		4
Bachelor of Science in Engineering	BSE		9
Bachelor of Science in Nursing	BSN		3
Master's Degree Program Total			128
Master of Arts	MA		32
Master of Arts in Teaching	MAT		1
Master of Business Administration	MBA		3
Master of Dental Science	MDS		5
Master of Education	MEd		3
Master of Fine Arts	MFA		2
Master of Health Administration	MHA		1
Master of International Business	MIB		1
Master of International Development	MID		3
Master of Library and Information Science	MLIS		1
Master of Occupational Therapy	MOT		1
Master of Public Administration	MPA		3
Master of Public Health	MPH		9
Master of Public and International Affairs	MPIA		3
Master of Public Policy and Management	MPPM		1
Master of Science	MS		42
Master of Science in Bioengineering	MSBENG		1
Master of Science in Chemical Engineering	MSChE		1
Master of Science in Civil Engineering	MSCE		1
Master of Science in Computer Engineering	MSCOE		1
Master of Science in Electrical Engineering	MSEE		1
Master of Science in Industrial Engineering	MSIE		1
Master of Science in Information Science	MSIS		1
Master of Science in Materials Science and Engineering	MSMSE		1
Master of Science in Mechanical Engineering	MSME		1
Master of Science in Nursing	MSN		4
Master of Science in Petroleum Engineering	MSPE		1
Master of Science in Telecommunications	MST		1
Master of Social Work	MSW		1
Master of Studies in Law	MSL		1
Doctorate Degree Program Total			84
Doctor of Audiology	AuD		1
Doctor of Clinical Science	CSCD		1
Doctor of Education	EdD		2
Doctor of Jurisprudence	JSD		1
Doctor of Nursing Practice	DNP		4
Doctor of Philosophy	PhD		70
Doctor of Physical Therapy	DPT		1
Doctor of Public Health	DrPH		4

**Number of Degree Programs Offered by Degree Category and Degree Type
Pittsburgh Campus, Regional Campuses, and University Total
Fall Term 2007**

PITTSBURGH CAMPUS (continued)

First Professional Degree Program Total			5
Doctor of Dental Medicine	DMD		1
Doctor of Medicine	MD		1
Doctor of Pharmacy	PharmD		1
Juris Doctor	JD		1
Master of Laws	LLM		1

REGIONAL CAMPUSES DEGREE PROGRAM TOTAL **106**

JOHNSTOWN CAMPUS DEGREE PROGRAM TOTAL **34**

Associate Degree Program Total			3
Associate of Science	AS		3
Baccalaureate Degree Program Total			31
Bachelor of Arts	BA		17
Bachelor of Science	BS		11
Bachelor of Science in Civil Engineering Technology	BSCET		1
Bachelor of Science in Electrical Engineering Technology	BSEET		1
Bachelor of Science in Mechanical Engineering Technology	BSMET		1

GREENSBURG CAMPUS DEGREE PROGRAM TOTAL **20**

Baccalaureate Degree Program Total			20
Bachelor of Arts	BA		12
Bachelor of Science	BS		8

TITUSVILLE CAMPUS DEGREE PROGRAM TOTAL **8**

Associate Degree Program Total			8
Associate of Arts	AA		2
Associate of Science	AS		6

BRADFORD CAMPUS DEGREE PROGRAM TOTAL **44**

Associate Degree Program Total			5
Associate of Arts	AA		1
Associate of Science	AS		4
Baccalaureate Degree Program Total			39
Bachelor of Arts	BA		15
Bachelor of Science	BS		23
Bachelor of Science in Nursing	BSN		1

¹The Bachelor of Philosophy degree (BPhil) is offered through the Honors College and is available in all baccalaureate programs. As such, it is enumerated only once in this table. The one exception occurs the Arts and Sciences degree program, International and Area Studies, in which the sole baccalaureate awarded is the BPhil.

Notes: The figures displayed in the table reflect the degree programs that are currently offered.

Application to certain programs, and the subsequent conferring of specific, non-terminal degrees in these programs may be contingent upon departmental guidelines.

The above figures do not include the combined major and numerous dual, joint, and cooperative degree programs.

**Number of Degree Programs Offered by Degree Category and School
Pittsburgh Campus, Regional Campuses, and University Total
Fall Term 2007**

SCHOOL	Associate	Baccalaureate	Master's	Doctorate	First Professional	Total
Pittsburgh Campus						
Arts and Sciences	0	62	46	32	0	140
General Studies	0	12	0	0	0	12
Honors College	0	1	0	0	0	1
Katz Graduate School of Business	0	0	5	1	0	6
Education	0	2	10	6	0	18
Swanson School of Engineering	0	9	9	9	0	27
Law	0	0	1	1	2	4
Public and International Affairs	0	0	10	1	0	11
Social Work	0	1	1	1	0	3
Information Sciences	0	1	3	2	0	6
College of Business Administration	0	4	0	0	0	4
Dental Medicine	0	0	5	0	1	6
Nursing	0	3	4	5	0	12
Pharmacy	0	0	1	1	1	3
Public Health	0	0	16	10	0	26
Medicine	0	0	11	10	1	22
Health and Rehabilitation Sciences	0	7	6	5	0	18
Pittsburgh Campus Total	0	102	128	84	5	319
Regional Campuses						
Johnstown	3	31	0	0	0	34
Greensburg	0	20	0	0	0	20
Titusville	8	0	0	0	0	8
Bradford	5	39	0	0	0	44
Regional Campuses Total	16	90	0	0	0	106
UNIVERSITY TOTAL	<u>16</u>	<u>192</u>	<u>128</u>	<u>84</u>	<u>5</u>	<u>425</u>

Notes: The degree programs enumerated in the table are those which are currently offered, that is, the programs to which students can be admitted.

Application to certain programs, and the subsequent conferring of specific, non-terminal degrees in these programs are contingent upon departmental guidelines.

The Bachelor of Philosophy degree (BPhil) is offered through the Honors College and is available in all baccalaureate programs. As such, it is enumerated only once in this table. The one exception occurs in the Arts and Sciences degree program, International and Area Studies, in which the sole baccalaureate awarded is the BPhil.

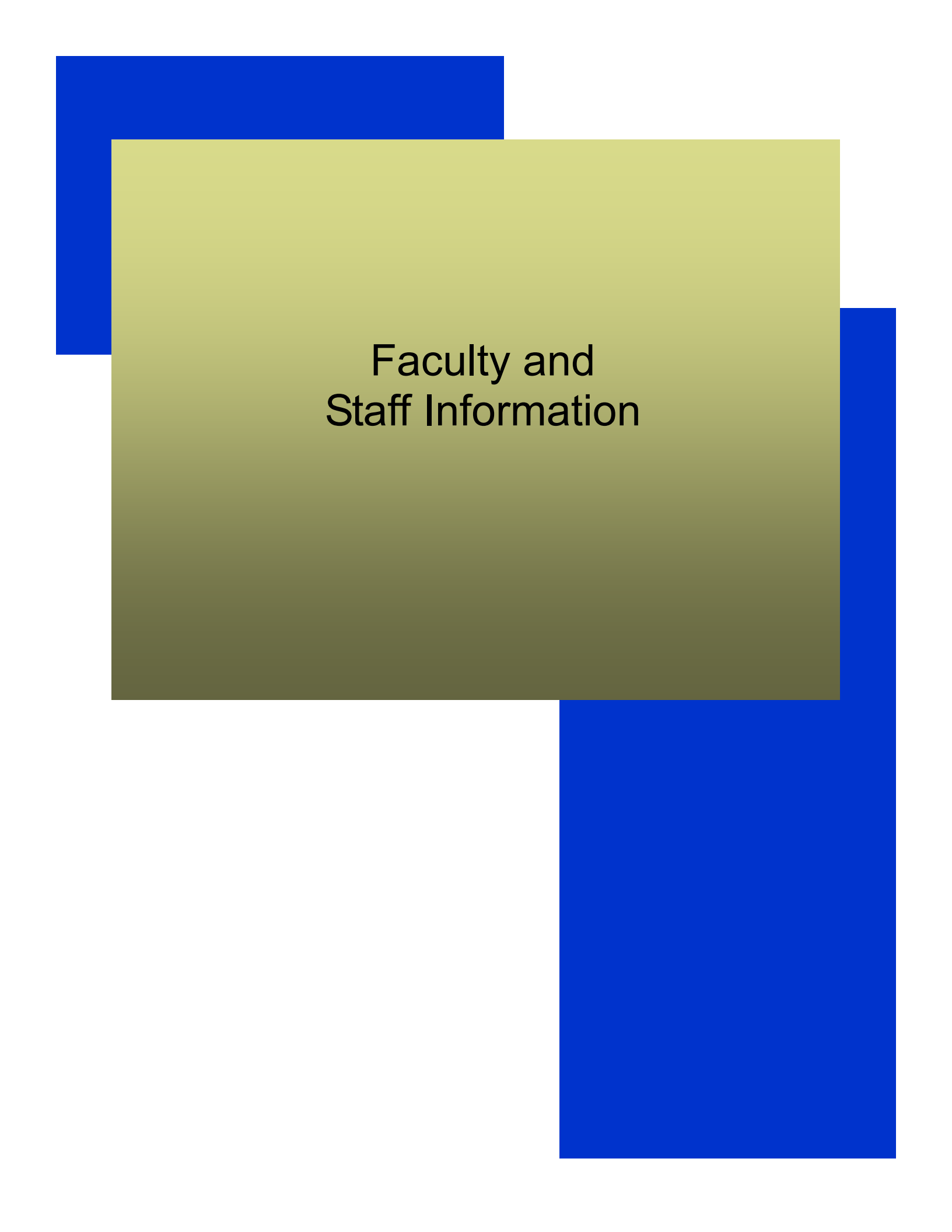
Offered in addition to those programs enumerated here are the combined major and numerous dual, joint and cooperative degree programs.

**Number of Degrees Conferred by Degree Category and School
Pittsburgh Campus, Regional Campuses, and University Total
Fiscal Year 2003 to 2007**

	2003	2004	2005	2006	2007
DEGREE CATEGORY					
Pittsburgh Campus					
Baccalaureate					
Arts and Sciences	1,919	2,135	2,158	2,189	2,037
General Studies	300	325	375	321	281
Education	55	39	63	52	46
Engineering	406	368	365	371	385
Social Work	45	58	52	37	34
Information Sciences	154	120	97	85	56
College of Business Administration	456	498	483	533	501
Nursing	193	170	206	197	192
Health and Rehabilitation Sciences	139	148	190	149	181
Baccalaureate Total	3,667	3,861	3,989	3,934	3,713
Master's					
Arts and Sciences	185	165	175	192	176
Katz Graduate School of Business	418	284	351	292	300
Education	276	325	296	317	476
Engineering	138	127	123	116	92
Law	7	13	9	10	13
Public and International Affairs	131	144	177	206	170
Social Work	192	201	164	236	211
Information Sciences	231	249	263	241	251
Dental Medicine	11	5	0	0	0
Nursing	81	73	93	89	105
Pharmacy	2	2	0	0	1
Public Health	75	104	92	93	123
Medicine	8	21	23	23	23
Health and Rehabilitation Sciences	99	103	89	95	144
Education and Public Health	7	1	0	0	0
Master's Total	1,861	1,817	1,855	1,910	2,085
Doctorate					
Arts and Sciences	142	126	119	142	146
Katz Graduate School of Business	15	8	11	16	11
Education	69	66	56	50	59
Engineering	30	33	41	49	44
Public and International Affairs	8	12	2	9	12
Social Work	7	6	11	7	2
Information Sciences	13	11	15	6	12
Nursing	4	6	8	5	5
Pharmacy	4	3	6	6	4
Public Health	24	30	33	28	36
Medicine	18	26	15	38	44
Health and Rehabilitation Sciences	14	55	55	57	49
Doctorate Total	348	382	372	413	424

**Number of Degrees Conferred by Degree Category and School
Pittsburgh Campus, Regional Campuses, and University Total
Fiscal Year 2003 to 2007**

	2003	2004	2005	2006	2007
DEGREE CATEGORY					
Pittsburgh Campus (continued)					
First Professional					
Law	251	283	271	227	256
Dental Medicine	76	79	76	66	84
Pharmacy	89	85	76	98	100
Medicine	123	151	141	126	146
First Professional Total	<u>539</u>	<u>598</u>	<u>564</u>	<u>517</u>	<u>586</u>
Pittsburgh Campus Total	6,415	6,658	6,780	6,774	6,808
Regional Campuses					
Associate					
Johnstown	7	19	14	12	17
Titusville	26	34	33	41	50
Bradford	60	44	44	40	35
Associate Total	<u>93</u>	<u>97</u>	<u>91</u>	<u>93</u>	<u>102</u>
Baccalaureate					
Johnstown	486	445	501	552	554
Greensburg	214	266	297	306	261
Bradford	153	164	149	192	184
Baccalaureate Total	<u>853</u>	<u>875</u>	<u>947</u>	<u>1,050</u>	<u>999</u>
Regional Campuses Total	946	972	1,038	1,143	1,101
UNIVERSITY TOTAL	<u>7,361</u>	<u>7,630</u>	<u>7,818</u>	<u>7,917</u>	<u>7,909</u>

The page features a central olive green rectangle with a vertical gradient, darker at the bottom. This rectangle is surrounded by blue shapes: a horizontal bar at the top left, a vertical bar on the right side, and a larger vertical bar at the bottom right.

Faculty and Staff Information

**Full-Time and Part-Time Employees by School and Employee Type
Pittsburgh Campus, Regional Campuses and University Total
Fall Term 2007**

	Faculty			Research Associate (see note below)			Staff			Total (see note below)		
	Full Time	Part Time	Total	Full Time	Part Time	Total	Full Time	Part Time	Total	Full Time	Part Time	Total
Pittsburgh Campus												
School												
Arts and Sciences	702	310	1,012	103	3	106	379	29	408	1,184	342	1,526
General Studies	0	38	38	0	0	0	25	0	25	25	38	63
Honors College	0	1	1	2	0	2	6	0	6	8	1	9
Katz Graduate School of Business ¹	73	26	99	0	0	0	92	6	98	165	32	197
Education ²	114	18	132	10	1	11	107	17	124	231	36	267
Swanson School of Engineering	119	16	135	49	2	51	91	4	95	259	22	281
Law	52	0	52	0	0	0	41	2	43	93	2	95
Public and International Affairs	33	6	39	0	1	1	22	0	22	55	7	62
Social Work	29	52	81	2	0	2	78	0	78	109	52	161
Information Sciences	30	14	44	0	0	0	23	1	24	53	15	68
Dental Medicine	85	84	169	6	0	6	160	7	167	251	91	342
Nursing	73	11	84	4	0	4	77	22	99	154	33	187
Pharmacy	84	10	94	23	0	23	62	5	67	169	15	184
Public Health	155	12	167	41	3	44	431	41	472	627	56	683
Medicine	2,034	79	2,113	626	8	634	1,422	78	1,500	4,082	165	4,247
Health and Rehabilitation Sciences	87	10	97	2	0	2	35	2	37	124	12	136
Other Areas ³	<u>112</u>	<u>16</u>	<u>128</u>	<u>58</u>	<u>6</u>	<u>64</u>	<u>3,097</u>	<u>133</u>	<u>3,230</u>	<u>3,267</u>	<u>155</u>	<u>3,422</u>
Pittsburgh Campus Total	3,782	703	4,485	926	24	950	6,148	347	6,495	10,856	1,074	11,930
Regional Campuses												
Johnstown	147	18	165	0	0	0	211	7	218	358	25	383
Greensburg	76	8	84	0	0	0	92	4	96	168	12	180
Titusville	26	45	71	0	0	0	49	3	52	75	48	123
Bradford	<u>72</u>	<u>7</u>	<u>79</u>	<u>0</u>	<u>0</u>	<u>0</u>	<u>116</u>	<u>8</u>	<u>124</u>	<u>188</u>	<u>15</u>	<u>203</u>
Regional Campuses Total	321	78	399	0	0	0	468	22	490	789	100	889
UNIVERSITY TOTAL	<u>4,103</u>	<u>781</u>	<u>4,884</u>	<u>926</u>	<u>24</u>	<u>950</u>	<u>6,616</u>	<u>369</u>	<u>6,985</u>	<u>11,645</u>	<u>1,174</u>	<u>12,819</u>

Note: Figures include regular full-time and regular part-time employees. Individuals employed on a temporary full-time or temporary part-time basis are not included.

¹Includes the College of Business Administration.

²Figures do not include employees in the responsibility center entitled Education-University Service Programs.

³Other Areas include the following responsibility centers: Office of the Provost and Senior Vice Chancellor, Office of the Senior Vice Chancellor for Health Sciences, University Center for International Studies, General Counsel, Pittsburgh Cancer Institute, Vice Chancellor for Institutional Advancement, Education-University Service Programs, University Library System, Computing Services and Systems Development, Facilities Management, Learning Research and Development Center, Athletics, University Center for Social and Urban Research, School of Medicine Division Administration, Executive Vice Chancellor, Vice Chancellor for Budget and Controller, Human Resources, and Business Operations.

Note (on Research Associate category and Total): These data were revised in December 2010 so that this category now includes Post Doctoral Associate employees as well. The original table can be found in the appendix.

**Full-Time Employees by Race and Sex
Pittsburgh Campus, Regional Campuses and University Total
Fall Term 2007**

		Black Non-Hispanic	American Indian/ Alaskan Native	Asian/Pacific Islander	Hispanic	White Non-Hispanic	Unknown/Not Reported	Total ¹
Pittsburgh Campus								
Faculty	Male	48	1	442	50	1,837	6	2,384
	Female	47	3	192	30	1,123	3	1,398
	Total	95	4	634	80	2,960	9	3,782
Research Associate ¹	Male	7	1	327	18	162	8	523
	Female	7	0	178	12	205	1	403
	Total	14	1	505	30	367	9	926
Staff	Male	280	2	87	21	1,910	3	2,303
	Female	395	6	190	25	3,218	11	3,845
	Total	675	8	277	46	5,128	14	6,148
Pittsburgh Total ¹	Male	335	4	856	89	3,909	17	5,210
	Female	449	9	560	67	4,546	15	5,646
	Total	784	13	1,416	156	8,455	32	10,856
<hr/>								
Regional campuses								
Johnstown								
Faculty	Male	1	0	3	1	84	1	90
	Female	1	0	3	0	53	0	57
	Total	2	0	6	1	137	1	147
Staff	Male	3	0	1	0	93	0	97
	Female	2	0	1	1	110	0	114
	Total	5	0	2	1	203	0	211
Johnstown Total	Male	4	0	4	1	177	1	187
	Female	3	0	4	1	163	0	171
	Total	7	0	8	2	340	1	358
<hr/>								
Greensburg								
Faculty	Male	1	0	0	1	35	0	37
	Female	1	0	3	2	33	0	39
	Total	2	0	3	3	68	0	76
Staff	Male	3	0	0	0	36	0	39
	Female	4	0	1	0	48	0	53
	Total	7	0	1	0	84	0	92
Greensburg Total	Male	4	0	0	1	71	0	76
	Female	5	0	4	2	81	0	92
	Total	9	0	4	3	152	0	168
<hr/>								
Titusville								
Faculty	Male	0	0	2	0	8	1	11
	Female	0	0	1	0	14	0	15
	Total	0	0	3	0	22	1	26
Staff	Male	0	0	0	0	20	0	20
	Female	0	0	0	0	29	0	29
	Total	0	0	0	0	49	0	49
Titusville Total	Male	0	0	2	0	28	1	31
	Female	0	0	1	0	43	0	44
	Total	0	0	3	0	71	1	75

**Full-Time Employees by Race and Sex
Pittsburgh Campus, Regional Campuses and University Total
Fall Term 2007**

		Black Non-Hispanic	American Indian/ Alaskan Native	Asian/Pacific Islander	Hispanic	White Non-Hispanic	Unknown/Not Reported	Total ¹	
Bradford	Faculty	Male	2	0	3	1	37	0	43
		Female	<u>1</u>	<u>0</u>	<u>1</u>	<u>1</u>	<u>26</u>	<u>0</u>	<u>29</u>
		Total	3	0	4	2	63	0	72
	Staff	Male	0	0	0	0	42	0	42
		Female	<u>0</u>	<u>0</u>	<u>1</u>	<u>0</u>	<u>73</u>	<u>0</u>	<u>74</u>
		Total	0	0	1	0	115	0	116
	Bradford Total	Male	2	0	3	1	79	0	85
		Female	<u>1</u>	<u>0</u>	<u>2</u>	<u>1</u>	<u>99</u>	<u>0</u>	<u>103</u>
		Total	3	0	5	2	178	0	188
<hr/>									
Regional Campuses									
Faculty	Male	4	0	8	3	164	2	181	
	Female	<u>3</u>	<u>0</u>	<u>8</u>	<u>3</u>	<u>126</u>		<u>140</u>	
	Total	7	0	16	6	290	2	321	
Staff	Male	6	0	1	0	191	0	198	
	Female	<u>6</u>	<u>0</u>	<u>3</u>	<u>1</u>	<u>260</u>	<u>0</u>	<u>270</u>	
	Total	12	0	4	1	451	0	468	
Regional Campuses Total	Male	10	0	9	3	355	2	379	
	Female	<u>9</u>	<u>0</u>	<u>11</u>	<u>4</u>	<u>386</u>	<u>0</u>	<u>410</u>	
	Total	19	0	20	7	741	2	789	
<hr/>									
University									
Faculty	Male	52	1	450	53	2,001	8	2,565	
	Female	<u>50</u>	<u>3</u>	<u>200</u>	<u>33</u>	<u>1,249</u>	<u>3</u>	<u>1,538</u>	
	Total	102	4	650	86	3,250	11	4,103	
Research Associate ¹	Male	7	1	327	18	162	8	523	
	Female	<u>7</u>	<u>0</u>	<u>178</u>	<u>12</u>	<u>205</u>	<u>1</u>	<u>403</u>	
	Total	14	1	505	30	367	9	926	
Staff	Male	286	2	88	21	2,101	3	2,501	
	Female	<u>401</u>	<u>6</u>	<u>193</u>	<u>26</u>	<u>3,478</u>	<u>11</u>	<u>4,115</u>	
	Total	687	8	281	47	5,579	14	6,616	
University Total ¹	Male	345	4	865	92	4,264	19	5,589	
	Female	<u>458</u>	<u>9</u>	<u>571</u>	<u>71</u>	<u>4,932</u>	<u>15</u>	<u>6,056</u>	
	Total	803	13	1,436	163	9,196	34	11,645	

¹ These data were revised in December 2010 so that this category now includes Post-Doctoral Associate employees as well. The original table can be found in the appendix.

Note: Figures include regular full-time employees. Individuals employed on a temporary full-time basis are not included.

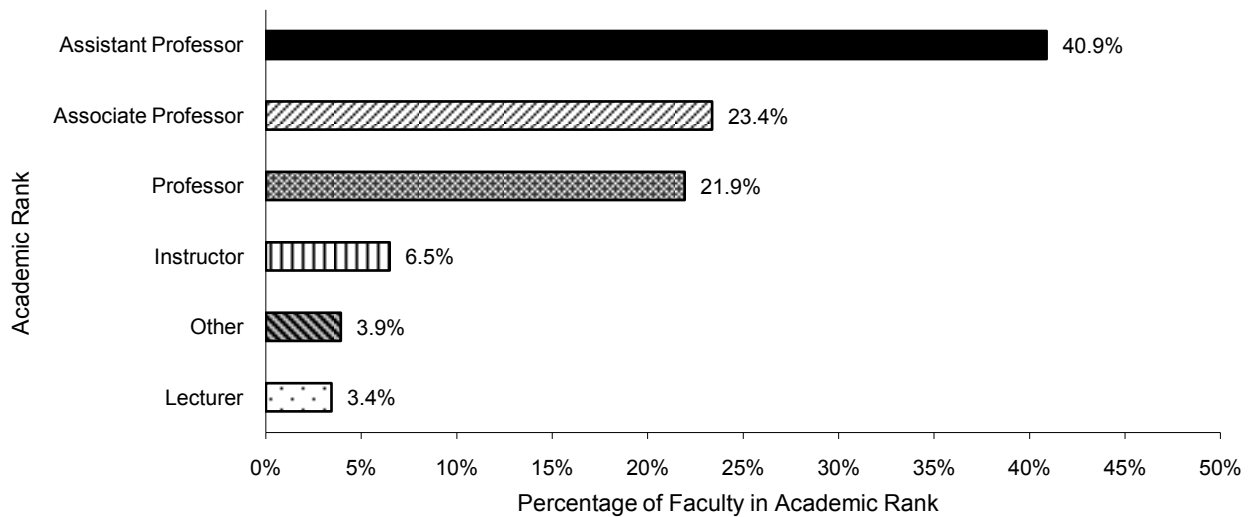
Selected Characteristics of Full-Time Employees Total University Fall Term 2007

Number of Full-Time Employees by Employee Type

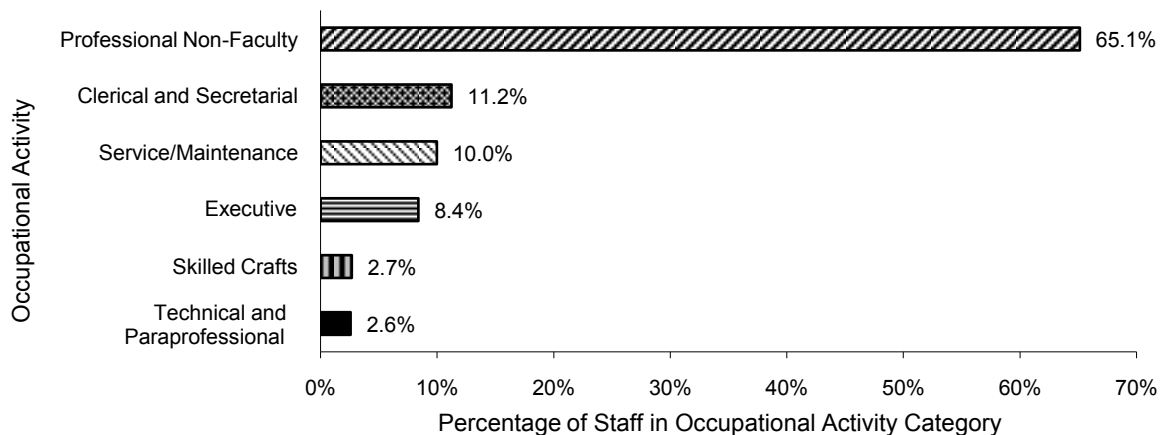
Faculty	4,103	35.2%
Research Associate ¹	926	8.0%
Staff	<u>6,616</u>	56.8%
Total ¹	<u>11,645</u>	100.0%

¹These data were revised in December 2010 so that this category now includes Post Doctoral Associate employees as well. The original table can be found in the appendix.

Faculty by Academic Rank



Staff by Occupational Activity Category



Notes: The charts shown on this page provide faculty and staff details, ranks and occupational activity categories, respectively. Figures include regular full-time employees. Individuals employed on a temporary basis are not included.

**Full-Time Faculty by School and Academic Rank
Pittsburgh Campus, Regional Campuses, and University Total
Fall Term 2007**

SCHOOL	Professor	Associate Professor	Assistant Professor	Instructor	Lecturer	Other ¹	Total
Pittsburgh Campus							
Arts and Sciences	216	160	152	44	126	4	702
Katz Graduate School of Business ²	32	21	14	0	6	0	73
Education ³	19	34	24	10	0	27	114
Swanson School of Engineering	42	32	42	0	3	0	119
Law	29	12	5	0	0	6	52
Public and International Affairs	15	9	8	0	0	1	33
Social Work	3	8	17	0	1	0	29
Information Sciences	5	15	9	0	1	0	30
Dental Medicine	10	22	46	7	0	0	85
Nursing	6	15	36	16	0	0	73
Pharmacy	16	15	49	2	1	1	84
Public Health	38	34	82	1	0	0	155
Medicine	416	445	1,044	102	0	27	2,034
Health and Rehabilitation Sciences	11	18	35	20	1	2	87
Other ⁴	3	2	6	8	0	93	112
Pittsburgh Campus Total	<u>861</u>	<u>842</u>	<u>1,569</u>	<u>210</u>	<u>139</u>	<u>161</u>	<u>3,782</u>
Regional Campuses							
Johnstown	19	58	40	29	1	0	147
Greensburg	6	26	30	14	0	0	76
Titusville	4	7	8	7	0	0	26
Bradford	10	26	29	6	1	0	72
Regional Campuses	<u>39</u>	<u>117</u>	<u>107</u>	<u>56</u>	<u>2</u>	<u>0</u>	<u>321</u>
UNIVERSITY TOTAL	<u>900</u>	<u>959</u>	<u>1,676</u>	<u>266</u>	<u>141</u>	<u>161</u>	<u>4,103</u>

¹Includes librarians, teachers, and other faculty whose primary job classification does not correspond to a particular academic rank.

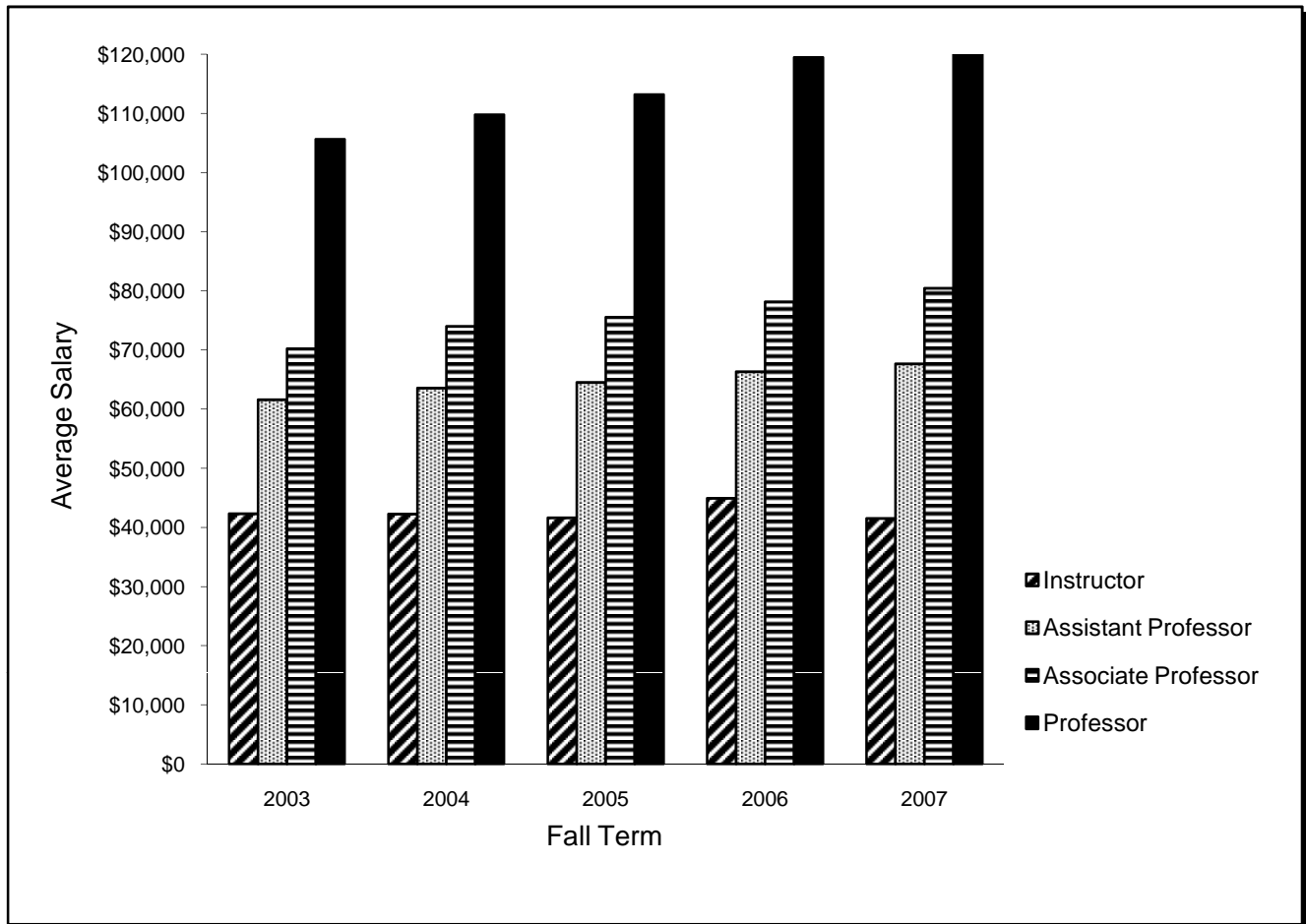
²Includes the College of Business Administration.

³Figures do not include faculty in the responsibility center entitled School of Education-University Service Programs.

⁴Includes the following responsibility centers: Office of the Senior Vice Chancellor for Health Sciences, University Center for International Studies, Education-University Service Programs, University Library System, School of Medicine Division Administration, and Provost and Senior Vice Chancellor.

Note: Figures include regular full-time employees. Individuals employed on a temporary full-time basis are not included.

**Average Salary of Full-Time Instructional Faculty by Academic Rank
Pittsburgh Campus
Fall Term 2003-2007**



Fall Term	Professor	Associate Professor	Assistant Professor	Instructor
2003	\$105,636	\$70,215	\$61,608	\$42,320
2004	109,814	74,026	63,594	42,273
2005	113,232	75,540	64,550	41,633
2006	119,475	78,163	66,358	44,951
2007	121,949	80,434	67,684	41,540

Note: Salary figures reflect only those faculty included, by definition, in the American Association of University Professors (AAUP) instructional faculty salary report entitled, *Annual Faculty Compensation Survey*. All twelve-month contract salaries have been converted to a nine-month equivalent by multiplying by 9/11 (.818), while all other contract salaries are unadjusted.

**Full-Time Faculty by School and Highest Earned Degree
Pittsburgh Campus, Regional Campuses, and University Total
Fall Term 2007**

SCHOOL	Bacc.	Master's ¹	Doctorate	First Professional					Other	Other	Total
				DMD	MD	JD	DO	DVM	Doctorate		
Pittsburgh Campus											
Arts and Sciences	10	97	593	0	2	0	0	0	0	0	702
Katz Graduate School of Business ²	0	8	65	0	0	0	0	0	0	0	73
Education ³	4	33	77	0	0	0	0	0	0	0	114
Swanson School of Engineering	0	2	116	0	1	0	0	0	0	0	119
Law	0	5	1	0	0	46	0	0	0	0	52
Public and International Affairs	1	0	31	0	0	1	0	0	0	0	33
Social Work	0	10	19	0	0	0	0	0	0	0	29
Information Sciences	0	2	28	0	0	0	0	0	0	0	30
Dental Medicine	4	6	17	56	2	0	0	0	0	0	85
Nursing	0	17	53	0	1	0	0	0	2	0	73
Pharmacy	1	8	43	0	1	0	0	0	31	0	84
Public Health	1	4	127	0	19	3	0	0	1	0	155
Medicine	10	19	644	2	1,344	0	9	3	3	0	2,034
Health and Rehabilitation Sciences	4	28	55	0	0	0	0	0	0	0	87
Other ⁴	1	87	16	0	2	0	0	6	0	0	112
Pittsburgh Campus Total	36	326	1,885	58	1,372	50	9	9	37	0	3,782
Regional Campuses											
Johnstown	9	41	97	0	0	0	0	0	0	0	147
Greensburg	3	18	54	0	0	1	0	0	0	0	76
Titusville	2	9	14	0	0	0	0	0	0	1	26
Bradford	6	28	38	0	0	0	0	0	0	0	72
Regional Campuses Total	20	96	203	0	0	1	0	0	0	1	321
UNIVERSITY TOTAL	56	422	2,088	58	1,372	51	9	9	37	1	4,103

¹In some disciplines, the master's degree is considered the terminal degree.

²Includes the College of Business Administration.

³Figures do not include faculty in the responsibility center entitled School of Education - University Service Programs.

⁴Includes the following responsibility centers: Provost and Senior Vice Chancellor, Office of the Senior Vice Chancellor for Health Sciences, University Center for International Studies, Education-University Service Programs, University Library System, and School of Medicine Division Administration.

Note: Figures include regular full-time employees. Individuals employed on a temporary full-time basis are not included.

**Full-Time Faculty by School and Tenure Status
Pittsburgh Campus, Regional Campuses, and University Total
Fall Term 2007**

	<u>Tenured</u>		<u>Tenure Stream</u>		<u>Non-Tenured/ Non-Tenure Stream</u>		<u>Total</u>
Pittsburgh Campus							
School							
Arts and Sciences	365	52.0%	131	18.7%	206	29.3%	702
Katz Graduate School of Business ¹	47	64.4%	10	13.7%	16	21.9%	73
Education ²	41	36.0%	18	15.8%	55	48.2%	114
Swanson School of Engineering	71	59.7%	33	27.7%	15	12.6%	119
Law	27	51.9%	1	1.9%	24	46.2%	52
Public and International Affairs	19	57.6%	6	18.2%	8	24.2%	33
Social Work	10	34.5%	6	20.7%	13	44.8%	29
Information Sciences	19	63.3%	5	16.7%	6	20.0%	30
Dental Medicine	11	12.9%	2	2.4%	72	84.7%	85
Nursing	14	19.2%	26	35.6%	33	45.2%	73
Pharmacy	18	21.4%	5	6.0%	61	72.6%	84
Public Health	42	27.1%	24	15.5%	89	57.4%	155
Medicine	350	17.2%	241	11.8%	1,443	70.9%	2,034
Health and Rehabilitation Sciences	20	23.0%	5	5.7%	62	71.3%	87
Other Areas ³	<u>2</u>	1.8%	<u>0</u>	0.0%	<u>110</u>	98.2%	<u>112</u>
Pittsburgh Campus Total	1,056	27.9%	513	13.6%	2,213	58.5%	3,782
Regional Campuses							
Johnstown	73	49.7%	26	17.7%	48	32.7%	147
Greensburg	31	40.8%	16	21.1%	29	38.2%	76
Titusville	6	23.1%	3	11.5%	17	65.4%	26
Bradford	<u>33</u>	45.8%	<u>8</u>	11.1%	<u>31</u>	43.1%	<u>72</u>
Regional Campuses	143	44.5%	53	16.5%	125	38.9%	321
UNIVERSITY TOTAL	<u>1,199</u>	29.2%	<u>566</u>	13.8%	<u>2,338</u>	57.0%	<u>4,103</u>

Notes: Figures include regular full-time employees. Individuals employed on a temporary full-time basis are not included.
Due to rounding, percentages shown may not add to 100%.

¹Includes the College of Business Administration.

²Figures do not include faculty in the responsibility center entitled Education-University Service Programs.

³Includes the following responsibility centers: Provost and Senior Vice Chancellor, Office of the Senior Vice Chancellor for Health Sciences, University Center for International Studies, Education-University Service Programs, University Library System, and School of Medicine Division Administration.



Financial Information

Consolidated Statements of Revenues, Expenses, and Changes in Net Assets Fiscal Year 2006 to 2008

	2006 Actual	2007 Actual	2008 Budget
REVENUES			
Tuition and Fees	\$446,167	\$480,949	\$512,233
Tuition Discounts	(111,088)	(117,603)	(124,543)
Net Tuition and Fees	335,079	363,346	387,690
Commonwealth Appropriation	175,038	182,986	186,600
Grants and Contracts	601,568	620,047	632,257
Gifts and Pledges	81,214	79,451	80,832
Endowment/Investment Earnings	53,559	57,786	58,214
Sales and Services, Rental Revenue, and Other	252,104	285,526	294,226
TOTAL REVENUES	<u>\$1,498,562</u>	<u>\$1,589,142</u>	<u>\$1,639,819</u>
EXPENSES			
See these figures expressed as functional expenses below.			
Salaries and Wages	\$656,078	\$679,735	\$709,815
Fringe Benefits	193,412	197,791	209,691
Total Compensation	849,490	877,526	919,506
Supplies	101,525	101,668	103,854
Business and Professional	209,808	224,009	229,818
Utilities	41,648	45,743	56,009
Maintenance and Facilities	32,860	35,857	37,174
Depreciation	91,276	105,229	112,945
Interest	21,489	33,614	27,414
Other	63,488	68,923	72,355
TOTAL EXPENSES	<u>\$1,411,584</u>	<u>\$1,492,569</u>	<u>\$1,559,075</u>
EXCESS OF OPERATING REVENUES OVER EXPENSES	\$86,978	\$96,573	\$80,744
NON-OPERATING REVENUES			
Commonwealth Grants and Contracts	\$30,316	\$2,837	\$2,538
Realized Gains on Investments	72,006	135,173	135,173
Unrealized Gains on Investments	134,293	244,430	244,430
TOTAL NON-OPERATING REVENUES¹	<u>\$236,615</u>	<u>\$382,440</u>	<u>\$382,141</u>
CUMULATIVE EFFECT OF ADOPTING FIN 47	(34,528)	--	--
CUMULATIVE EFFECT OF ADOPTING SFAS No. 158	--	(37,810)	--
INCREASE IN NET ASSETS	\$289,065	\$441,203	\$462,885
NET ASSETS, BEGINNING OF YEAR	\$2,353,681	\$2,642,746	\$3,083,949
NET ASSETS, END OF YEAR	<u>\$2,642,746</u>	<u>\$3,083,949</u>	<u>\$3,546,834</u>

FUNCTIONAL EXPENSES

Based on Expenses shown above.

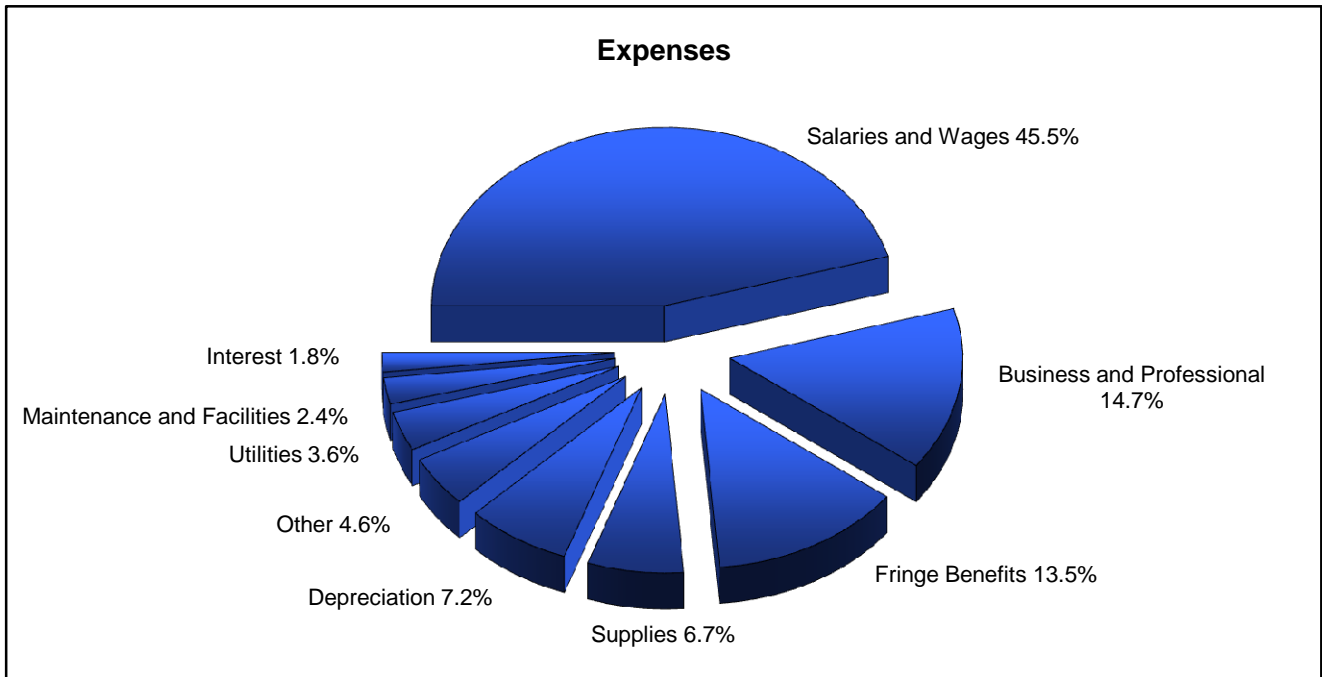
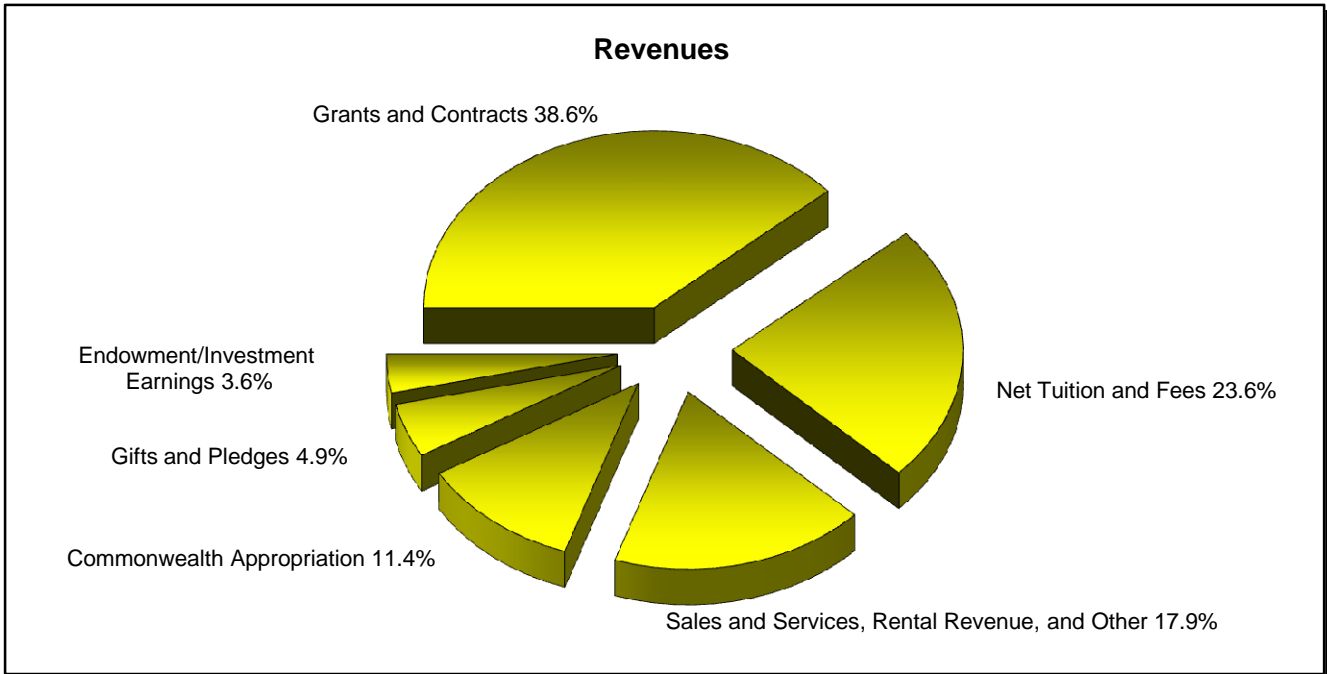
Instruction	\$390,088	\$416,276
Research	479,223	502,242
Public Service	72,608	63,399
Academic Support	105,203	110,441
Libraries	44,635	44,627
Student Services	93,319	102,292
Institutional Support	144,190	160,946
Auxiliary Enterprises	82,318	92,346
TOTAL FUNCTIONAL EXPENSES	<u>\$1,411,584</u>	<u>\$1,492,569</u>

¹Investment gains are not included in the fiscal year 2008 budget due to the inherent difficulty in projecting investment decisions and market fluctuations. However, given the actual results experienced, and in order to facilitate analysis of total results, presented is a budget for fiscal year 2008 equal to the fiscal year 2007 actual.

Note: Actual and budgeted figures are for the total University and are reported in thousands.

Source: Office of Budget and Financial Reporting, October 2007 (Revised July 2008).

**Distribution of the Budget
Total University
Fiscal Year 2008**



Note: The revenues percentages are based upon budgeted Total Revenues of \$1.64 billion. The expenses percentages are based upon budgeted Total Expenses of \$1.56 billion. The dollar amounts are displayed on the previous page.

Source: Office of Budget and Financial Reporting, October 2007 (Revised July 2008).

**Undergraduate Full-Time Two-Term Tuition Rates
by Pennsylvania and Out-of-State Residency
Pittsburgh Campus Schools and Regional Campuses
Academic Year 2003-04 to 2007-08**

	2003-04	2004-05	2005-06	2006-07	2007-08
Pittsburgh Campus Schools					
Arts and Sciences, General Studies, Education, Social Work, and Dental Medicine					
Pennsylvania residents	\$8,614	\$10,130	\$10,736	\$11,368	\$12,106
Out-of-State residents	\$17,926	\$19,500	\$20,084	\$20,686	\$21,616
College of Business Administration					
Pennsylvania residents	\$9,732	\$11,314	\$11,992	\$12,698	\$13,522
Out-of-State residents	\$20,254	\$21,968	\$22,626	\$23,304	\$24,352
Engineering					
Pennsylvania residents	\$9,250	\$10,804	\$11,452	\$12,126	\$12,914
Out-of-State residents	\$19,632	\$21,308	\$21,946	\$22,604	\$23,620
Information Sciences					
Pennsylvania residents	\$9,346	\$10,906	\$11,560	\$12,242	\$13,036
Out-of-State residents	\$19,404	\$21,068	\$21,700	\$22,350	\$23,354
Nursing and Health and Rehabilitation Sciences					
Pennsylvania residents	\$11,084	\$12,748	\$13,512	\$14,308	\$15,238
Out-of-State residents	\$22,910	\$24,784	\$25,526	\$26,290	\$27,472
Regional Campuses					
Johnstown, Greensburg, and Bradford					
Pennsylvania residents	\$8,614	\$9,330	\$9,888	\$10,184	\$10,590
Out-of-State residents	\$17,926	\$19,200	\$19,776	\$19,776	\$20,170
Titusville					
Pennsylvania residents	\$7,754	\$8,218	\$8,710	\$8,970	\$9,328
Out-of-State residents	\$16,132	\$17,098	\$17,610	\$17,610	\$17,962

Notes: Beginning with Academic Year 2004-05 rates shown here reflect tuition assessed to a student who was admitted in, or after, Fall Term, 2004. These rates, and those that are applicable to other students, are displayed in a comprehensive tuition rate schedule that is available at: www.ir.pitt.edu/tuition/index.html.

For specific programs, rates may vary from those displayed in this table.

**Undergraduate Part-Time Per Credit Tuition Rates
by Pennsylvania and Out-of-State Residency
Pittsburgh Campus Schools and Regional Campuses
Academic Year 2003-04 to 2007-08**

	2003-04	2004-05	2005-06	2006-07	2007-08
Pittsburgh Campus Schools					
Arts and Sciences, General Studies, Education, Social Work, and Dental Medicine					
Pennsylvania residents	\$296	\$361	\$412	\$473	\$504
Out-of-State residents	\$610	\$696	\$772	\$861	\$900
College of Business Administration					
Pennsylvania residents	\$333	\$404	\$461	\$529	\$563
Out-of-State residents	\$689	\$784	\$870	\$971	\$1,014
Engineering					
Pennsylvania residents	\$340	\$397	\$440	\$505	\$538
Out-of-State residents	\$670	\$761	\$844	\$941	\$984
Information Sciences					
Pennsylvania residents	\$312	\$389	\$444	\$510	\$543
Out-of-State residents	\$634	\$752	\$834	\$931	\$973
Nursing and Health and Rehabilitation Sciences					
Pennsylvania residents	\$375	\$455	\$519	\$596	\$634
Out-of-State residents	\$757	\$885	\$981	\$1,095	\$1,144
Regional Campuses					
Johnstown, Greensburg, and Bradford					
Pennsylvania residents	\$296	\$333	\$380	\$424	\$441
Out-of-State residents	\$610	\$685	\$760	\$824	\$840
Titusville					
Pennsylvania residents	\$264	\$293	\$335	\$373	\$388
Out-of-State residents	\$546	\$610	\$677	\$733	\$748

Notes: Beginning with Academic Year 2004-05 rates shown here reflect tuition assessed to a student who was admitted in, or after, Fall Term, 2004. These rates, and those that are applicable to other students, are displayed in a comprehensive tuition rate schedule that is available at: www.ir.pitt.edu/tuition/index.html.

For specific programs, rates may vary from those displayed in this table.

**Graduate and First Professional Full-Time Two-Term Tuition Rates
by Pennsylvania and Out-of-State Residency
Pittsburgh Campus Schools
Academic Year 2003-04 to 2007-08**

	2003-04	2004-05	2005-06	2006-07	2007-08
Pittsburgh Campus Schools - Graduate Programs					
Arts and Sciences, Education, Public and International Affairs, and Social Work					
Pennsylvania residents	\$11,744	\$12,448	\$13,194	\$13,972	\$14,880
Out-of-State residents	\$22,910	\$24,284	\$25,012	\$25,762	\$26,920
Katz Graduate School of Business					
Pennsylvania residents	\$15,616	\$16,552	\$17,544	\$18,578	\$19,784
Out-of-State residents	\$25,202	\$26,714	\$27,514	\$28,338	\$29,612
Engineering					
Pennsylvania residents	\$13,482	\$14,290	\$15,146	\$16,038	\$17,080
Out-of-State residents	\$26,304	\$27,882	\$28,718	\$29,578	\$30,908
Law					
Pennsylvania residents	\$17,448	\$18,494	\$19,602	\$20,758	\$22,106
Out-of-State residents	\$25,840	\$27,390	\$28,210	\$29,056	\$30,362
Information Sciences					
Pennsylvania residents	\$12,350	\$13,090	\$13,874	\$14,692	\$15,646
Out-of-State residents	\$24,092	\$25,536	\$26,302	\$27,090	\$28,308
Dental Medicine (clinical)					
Pennsylvania residents	\$28,058	\$29,180	\$30,930	\$32,754	\$34,882
Out-of-State residents	\$38,668	\$39,440	\$40,622	\$41,840	\$43,722
Nursing					
Pennsylvania residents	\$13,772	\$14,598	\$15,472	\$16,384	\$17,448
Out-of-State residents	\$18,928	\$20,062	\$20,662	\$21,280	\$22,236
Pharmacy					
Pennsylvania residents	\$13,772	\$14,598	\$15,472	\$16,384	\$17,448
Out-of-State residents	\$16,900	\$17,914	\$18,450	\$19,002	\$19,856
Public Health and Health and Rehabilitation Sciences					
Pennsylvania residents	\$13,772	\$14,598	\$15,472	\$16,384	\$17,448
Out-of-State residents	\$26,884	\$28,496	\$29,350	\$30,230	\$31,590
Medicine					
Pennsylvania residents	\$13,772	\$14,046	\$14,888	\$15,334	\$16,330
Out-of-State residents	\$25,066	\$25,566	\$26,332	\$27,120	\$28,340
Pittsburgh Campus Schools - First Professional Programs					
Law (LLM)					
Pennsylvania residents	\$21,600	\$24,000	\$26,000	\$27,000	\$27,500
Out-of-State residents	\$21,600	\$24,000	\$26,000	\$27,000	\$27,500
Law (JD)					
Pennsylvania residents	\$17,448	\$18,494	\$19,602	\$20,758	\$22,106
Out-of-State residents	\$25,840	\$27,390	\$28,210	\$29,056	\$30,362
Dental Medicine (DMD)					
Pennsylvania residents	\$28,058	\$29,180	\$29,762	\$31,516	\$32,460
Out-of-State residents	\$36,052	\$36,772	\$37,506	\$38,630	\$39,788
Pharmacy (PharmD)					
Pennsylvania residents	\$14,610	\$15,486	\$16,414	\$17,382	\$18,510
Out-of-State residents	\$19,338	\$20,498	\$21,112	\$21,744	\$22,722
Medicine (MD)					
Pennsylvania residents	\$30,084	\$30,684	\$32,218	\$33,184	\$35,340
Out-of-State residents	\$35,876	\$36,592	\$36,956	\$38,064	\$39,204

Notes: For specific programs, rates may vary from those displayed in this table.
A comprehensive tuition rate schedule is available at: www.ir.pitt.edu/tuition/index.html.

**Graduate Part-Time Per Credit Tuition Rates
by Pennsylvania and Out-of-State Residency
Pittsburgh Campus Schools
Academic Year 2003-04 to 2007-08**

	2003-04	2004-05	2005-06	2006-07	2007-08
Pittsburgh Campus Schools - Graduate Programs					
Arts and Sciences, Education, Public and International Affairs, and Social Work					
Pennsylvania residents	\$479	\$507	\$537	\$568	\$604
Out-of-State residents	\$941	\$997	\$1,026	\$1,056	\$1,103
Katz Graduate School of Business					
Pennsylvania residents	\$675	\$715	\$757	\$801	\$853
Out-of-State residents	\$1,200	\$1,272	\$1,310	\$1,349	\$1,409
Engineering					
Pennsylvania residents	\$644	\$682	\$722	\$764	\$813
Out-of-State residents	\$1,249	\$1,323	\$1,362	\$1,402	\$1,465
Law					
Pennsylvania residents	\$662	\$701	\$743	\$786	\$837
Out-of-State residents	\$1,137	\$1,205	\$1,241	\$1,278	\$1,335
Information Sciences					
Pennsylvania residents	\$506	\$536	\$568	\$601	\$640
Out-of-State residents	\$996	\$1,055	\$1,086	\$1,118	\$1,168
Dental Medicine (clinical)					
Pennsylvania residents	\$1,162	\$1,208	\$1,280	\$1,355	\$1,443
Out-of-State residents	\$1,606	\$1,638	\$1,687	\$1,737	\$1,815
Nursing					
Pennsylvania residents	\$566	\$599	\$634	\$671	\$714
Out-of-State residents	\$777	\$823	\$847	\$872	\$911
Pharmacy					
Pennsylvania residents	\$566	\$599	\$634	\$671	\$714
Out-of-State residents	\$694	\$735	\$757	\$779	\$814
Public Health and Health and Rehabilitation Sciences					
Pennsylvania residents	\$566	\$599	\$634	\$671	\$714
Out-of-State residents	\$1,106	\$1,172	\$1,207	\$1,243	\$1,298
Medicine					
Pennsylvania residents	\$566	\$577	\$611	\$629	\$669
Out-of-State residents	\$1,031	\$1,051	\$1,082	\$1,114	\$1,164

Notes: For specific programs, rates may vary from those displayed in this table.

First professional figures are not shown. Various rates apply, such as fractional full-time rates and per credit rates for courses that are outside the curriculum.

A comprehensive tuition rate schedule is available at: www.ir.pitt.edu/tuition/index.html.



Research Information

Sponsored Research and Other Sponsored Programs Expenses Fiscal Year 2007

Expenses by School and Other Area or Program	Sponsored Research	Other Sponsored Programs	Total
School			
Arts and Sciences	\$39,851	\$4,842	\$44,693
Katz Graduate School of Business	206	2,488	2,694
Education	5,217	10,107	15,324
Engineering	17,548	2,128	19,676
Law	0	328	328
Public and International Affairs	565	280	845
Social Work	198	16,977	17,175
Information Sciences	1,179	462	1,641
Dental Medicine	4,104	283	4,387
Nursing	6,284	1,573	7,857
Pharmacy	8,384	1,296	9,680
Public Health	54,464	14,945	69,409
Medicine	219,458	37,031	256,489
Health and Rehabilitation Sciences	4,686	1,800	6,486
Johnstown	12	24	36
Greensburg	0	5	5
Titusville	0	72	72
Bradford	140	639	779
University Center for International Studies	151	3,663	3,814
Other Area or Program			
College Work Study Program	0	3,080	3,080
Learning Research and Development Center	8,044	2,124	10,168
Office of the Provost	41	179	220
Office of the Senior Vice Chancellor, Health Sciences	28	4	32
Pell Grant Program	0	12,668	12,668
School of Medicine Division Administration	3,791	2,548	6,339
Supplemental Educational Opportunity Grant Program	0	1,724	1,724
University Center for Social and Urban Research	1,242	632	1,874
University of Pittsburgh Cancer Institute	50,086	6,400	56,486
Western Psychiatric Institute and Clinic	67,315	10,386	77,701
Other	4	3,430	3,434
Total Expenses by School, Other Area or Program	\$492,998	\$142,118	\$635,116
Expenses by Sponsor			
Federal			
National Institutes of Health	\$342,948	\$39,210	\$382,158
Department of Education	4,152	23,370	27,522
National Science Foundation	16,331	1,198	17,529
Department of the Army	13,666	415	14,081
Department of Energy	2,709	0	2,709
Department of the Navy	1,743	52	1,795
Department of the Air Force	295	1,174	1,469
National Aeronautics and Space Administration	975	41	1,016
Agency for Healthcare Research and Quality	1,132	205	1,337
Other	13,163	11,599	24,762
Pass-through funding	47,715	26,920	74,635
Federal, Total	\$444,829	\$104,184	\$549,013
Companies and Foundations	\$28,634	\$20,104	\$48,738
State, Local, and Foreign Governments	\$10,600	\$7,221	\$17,821
Other Agencies and Institutions	\$8,935	\$10,609	\$19,544
Total Expenses by Sponsor	\$492,998	\$142,118	\$635,116

Notes: Figures are for the total University and are reported in thousands.

Sponsored Research, as referenced in this table, comprises both the direct costs attributable to the expense category Research and also the indirect costs attributed to other expense categories. The direct costs portion, combined with institutionally-funded, i.e., non-sponsored, research expenses (the latter not shown in this table), comprise the amount shown for the expense category Research for FY 2007, in the table *Consolidated Statements of Revenues, Expenses, and Changes in Net Assets, Fiscal Year 2006 to 2008*.

Source: Office of Research and Cost Accounting, September, 2007.

Centers, Institutes, Laboratories, and Clinics Fall Term 2007

University Centers and Institutes¹

Learning Research and Development Center
University Center for International Studies

University Center for Social and Urban Research
University of Pittsburgh Cancer Institute

Centers, Institutes, Laboratories, and Clinics by School

College of General Studies

Learning Solutions Technology Center
McCarl Center for Nontraditional Student Success
Osher Lifelong Learning Institute

Graduate School of Public and International Affairs

Johnson Institute for Responsible Leadership
Non-Profit Clinic

Also, see "Jointly-Administered Centers."

Joseph M. Katz Graduate School of Business

Artificial Intelligence Management Laboratory
David Berg Center for Ethics and Leadership
Center for Conflict Resolution
Center for Economic Education
Center for Executive Education
Institute for Entrepreneurial Excellence, which includes:
Agricultural Entrepreneurial Program
Entrepreneurial Fellows Center
Family Enterprise Center
PantherlabWorks
Small Business Development Center, which includes the
Washington County and Greene County
Outreach Offices

Also, see "Jointly-Administered Centers."

School of Arts and Sciences

Academic Resource Center
Allegheny Observatory
Behavioral Physiology Laboratory
Center for American Politics and Society
Center for Combinatorial Chemistry
Center for Experimental Game Theory
Center for Industry Studies
Center for Parallel, Distributed, and Intelligent Systems
Clinical Psychology Center
Economic Policy Institute
Economics Computer Laboratory
English Language Institute
Robert Henderson Language Media Center
Institute for Statistics and Applications
Less Commonly Taught Languages Center
Math Assistance Center
Pittsburgh Bacteriophage Institute
Pymatuning Laboratory of Ecology
Surface Science Center
Western Pennsylvania Writing Project
The Writing Center

Also, see "Jointly-Administered Centers."

School of Education

Center for Epidemiologic Studies
Center for Urban Education

School of Education (continued)

Human Energy Resource Laboratory
Institute for Higher Education Management
Institute for International Studies in Education
Motor Behavior Laboratory
Office of Child Development
Physical Activity and Weight Management Research Center
Pittsburgh Learning Policy Center
Reading Center
School of Education Computer Laboratories, which
include the Cooley Lab (Posvar Hall) and the
Trees Hall Lab
Science Education Laboratory

School of Engineering

Basic Metals Processing Research Institute
Center for Bioengineering
Center for e-Design and Realization
Center for Metal Cutting Fluids
Manufacturing Assistance Center
Mascaro Sustainability Initiative
Radio Frequency Identification (RFID) Center of Excellence
Swanson Center for Micro and Nano Systems
Swanson Center for Product Innovation
Swanson Institute for Technical Excellence
Also, see "Jointly-Administered Centers."

School of Information Sciences

Sara Fine Institute for Interpersonal Behavior and
Technology
NSA-Certified National Center for Academic Excellence in
Information Assurance Education
Visual Information Systems Center (VISC)
Decision Systems Laboratory
Geoinformatics Laboratory
Laboratory of Education and Research on Security Assured
Information Systems (LERSAIS)
Teaching and Learning Research Lab
U/Lab

School of Law

Civil Practice Law Clinic
Community Economic Development Clinic
Environmental Law Clinic
Family Law Clinic
Low Income Taxpayer Clinic
Also, see "Jointly-Administered Centers."

School of Social Work

Center on Race and Social Problems

Centers, Institutes, Laboratories, and Clinics Fall Term 2007

Centers, Institutes, Laboratories, and Clinics by School: Health Sciences

Graduate School of Public Health

Center for Aging and Population Health
Center for Free Radical and Antioxidant Biochemistry
Center for Healthy Aging
Center for Healthy Environments and Community
Center for Minority Health
Center for Public Health Practice
Center for Public Health Preparedness
Center for Research on Health and Sexual Orientation
Center for Rural Health Practice
Clinical Oncology Program Biostatistical Center
Epidemiology Data Center
EXPORT Health
Health Policy Institute
Laboratories of Tropical Diseases
Pennsylvania/Mid-Atlantic AIDS Education and Training Center
Pennsylvania and Ohio Public Health Training Center
Pennsylvania Prevention Project
UPACE Environmental Public Health Tracking
Also, see "Jointly-Administered Centers."

School of Dental Medicine

Center for Craniofacial and Dental Genetics
Center for Dental Informatics
Center for Oral Health Research in Appalachia
Multidisciplinary Implant Center
Also, see "Jointly-Administered Centers."

School of Health and Rehabilitation Sciences

Adaptive Living Laboratory
Human Occupations Laboratories
Rehabilitation Engineering Research Center in Telerehabilitation
Rehabilitation Engineering Research Center on Transportation Safety
Also, see "Jointly-Administered Centers."

School of Pharmacy

Center for Education and Drug Abuse Research
Center for Pharmacogenetics
Center for Pharmacoinformatics and Outcomes Research
Pharmacodynamic Research Center
Also, see "Jointly-Administered Centers."

School of Medicine

Advanced Center for Interventions and Services Research for Late Life Mood Disorders
American Parkinson Disease Association Center for Advanced Research
Alzheimer Disease Research Center
Center of Excellence in Autism Research
Brain Trauma Research Center
Center for ALS Research
Center for Biologic Imaging
Center for Advanced Brain Magnetic Imaging
Center for Detection, Diagnosis, and Intervention in Dementia
Center for Endovascular and Exovascular Therapy
Center for Modeling Pulmonary Immunity
Center for Primary Care Community-Based Research
Center for Research in Reproductive Physiology
Center for Research on Emergency Medical Services
Center for Research on Health Care
Cystic Fibrosis Research Center
Duchenne Muscular Dystrophy Research Center
Emergency Response Human Performance Laboratory
Lung Translational Genomics Center
General Clinical Research Center
Hartford Foundation Center of Excellence in Geriatric Medicine
Molecular Medicine Institute (Center for Biotechnology and Bioengineering)
Neurosurgical Oncology Center
Obesity/Nutrition Research Center
Ophthalmology and Visual Sciences Research Center
Otolaryngology Research Center
Pittsburgh Center for Pain Research
Theiss Child Development Center
Translational Neuroscience Program
Udall Center for Parkinson's Research
University of Pittsburgh Center for HIV Protein Interactions
Also, see "Jointly-Administered Centers."

School of Nursing

Center for Research and Evaluation
Center for Research in Chronic Disorders
Also, see "Jointly-Administered Centers."

Centers, Institutes, Laboratories, and Clinics: Other Academic Units and the Regional Campuses

Office of the Provost

Center for Instructional Development and Distance Education
Center for Philosophy of Science

Student Affairs

Student Health Service
University Counseling Center

University Center for International Studies

African Studies Program
Asian Studies Center
Center for Latin American Studies
Center for Performing Arts of India
Center for Russian and East European Studies
Center for West European Studies
European Union Center of Excellence
Pennsylvania Ethnic Heritage Studies Center

University Library System

Center for American Music

Johnstown Campus

John P. and Joyce Murtha Center for Continuing Education and Professional Development

Greensburg Campus

The Smart Growth Partnership of Westmoreland County
The Westmoreland Heritage

Titusville Campus

George J. Barco Center for Continuing Education

Bradford Campus

Allegheny Institute of Natural History
Business Resource Center
Center for Rural Health Practice

Centers, Institutes, Laboratories, and Clinics

Fall Term 2007

Centers, Institutes, Laboratories, and Clinics: Jointly-Administered Centers

**Graduate School of Public and International Affairs/ Joseph M. Katz
Graduate School of Business**
Center for Conflict Resolution and Negotiation

**Graduate School of Public and International Affairs/ University
Center for International Studies**
Global Studies Program
Matthew B. Ridgway Center for International Security Studies, which
includes the Ford Institute for Human Security

Health Sciences²
Center for Clinical Pharmacology
Center for Continuing Education in the Health Sciences
Center for Environmental Oncology
Center for Injury Research and Control
Division of Laboratory Animal Resources
Facial Nerve Center
Genomics and Proteomics Core Laboratories
Head and Neck Cancer Specialized Program of Research
Excellence
Institute for Clinical Research Education
Lung Cancer Specialized Program of Research Excellence
Oral Cancer Center
Pittsburgh AIDS Center for Treatment
Transgenic and Gene Targeting Facility

Health Sciences²/ Bioengineering
Human Movement and Balance Laboratories
Medical Virtual Reality Center
Musculoskeletal Research Center
Pittsburgh Claude D. Pepper Older Americans Independence Center

**Health Sciences²/Children's Hospital of Pittsburgh/Magee- Womens
Hospital and Research Institute**
Pittsburgh Cytogenetics Laboratory
Disabilities Resource Center

Health Sciences²/ UPMC Health System
Center for Assistive Technology
Center for Biosecurity
Center for Environmental Oncology
Center for Sports Medicine
Center for Vaccine Research
Clinical and Translational Science Institute
Neuromuscular Research Laboratory
Peter M. Winter Institute of Simulation Education and Research
(WISER)
Swallowing Disorders Center

**Joseph M. Katz Graduate School of Business/ University Center for
International Studies**
International Business Center

School of Arts and Sciences/ School of Engineering
Center for Molecular and Materials Simulations
Institute of NanoScience and Engineering

School of Arts and Sciences/ Health Sciences²
Drug Discovery Institute

School of Arts and Sciences/ Health Sciences²/ School of Law
Center for Bioethics and Health Law

School of Arts and Sciences/ School of Medicine
Center for Neuroanatomy with Neurotropic Viruses
Center for Neuroscience
Conte Center for the Neuroscience of Mental Disorders
Pittsburgh Institute for Neurodegenerative Diseases
University Community Leaders and Individuals with Disabilities
Center

**School of Health and Rehabilitation Sciences/ School of
Engineering/ VA Pittsburgh Health Care System/ UPMC Health
System**
Human Engineering Research Laboratories
University of Pittsburgh Model Center on Spinal Cord Injury

**School of Information Sciences/ Graduate School of Public Health/
School of Medicine**
Center for National Preparedness

School of Law/ University Center for International Studies
Center for International Legal Education

School of Medicine/ Children's Hospital of Pittsburgh
Benedum Pediatric Trauma Program
Pediatric Center for Neuroscience
Pediatric Neurotrauma Center

**School of Medicine/ Children's Hospital of Pittsburgh/ Magee-
Womens Hospital and Research Institute**
Fetal Diagnosis and Treatment Center
Pittsburgh Diabetes Institute

**School of Medicine/ Magee-Womens Hospital and Research
Institute**
Pregnancy and Diabetes Center
Center for Family Planning Research
Center for Fertility and Reproductive Endocrinology
Center for Research in Continence and Pelvic Floor Disorders
Ovarian Cancer Center of Excellence
Pittsburgh Development Center

School of Medicine/ UPMC Health System
Affect Regulation and Adolescent Brain Center
Audiology Center
Benedum Geriatric Center
Brachial Plexus and Peripheral Nerve Injury Center and Clinic
Brain and Spine Injury Center
Charles T. Campbell Ophthalmic Microbiology Laboratory
Cardiovascular Institute
Center for Clinical Neurophysiology
Center for Diabetes and Endocrinology
Center for Emergency Medicine of Western Pennsylvania
Center for Balance Disorders
Center for Hemochromatosis and Iron Overload Disorders
Center for Image-Guided Neurosurgery

Centers, Institutes, Laboratories, and Clinics

Fall Term 2007

Centers, Institutes, Laboratories, and Clinics: Jointly-Administered Centers (continued)

School of Medicine/UPMC Health System (continued)

Center for Integrative Medicine
Center for Intestinal Health and Nutrition Support
Center for Liver Diseases
Center for Overcoming Problem Eating
Center for Pathology Informatics
Center for Women's Digestive Health
Comprehensive Epilepsy Center
Comprehensive Lung Center
Comprehensive Pain Center
Cosmetic Surgery and Skin Health Center
Cutaneous Oncology Center
Digestive Disorders Clinic
Emphysema Resource Center
Eye Center
Gastrointestinal Cancer Prevention and Treatment Center
Hillman Cancer Center
Inflammatory Bowel Disease Center
Institute on Aging
Institute for Doctor-Patient Communication
Institute to Enhance Palliative Care
Institute for Rehabilitation and Research
Raymond E. Jordan Center for Balance Disorders
LHAS Women's Heart Center
Late-Life Depression Evaluation and Treatment Center
Lupus Center of Excellence
Magnetic Resonance Research Center
McGowan Institute for Regenerative Medicine
Mental Health Intervention Research Center for Mood and Anxiety Disorders
Neurogastroenterology and Motility Center
Osteoporosis Prevention and Treatment Center
Spasticity Evaluation and Treatment Institute
Pancreas and Biliary Center
Minimally Invasive Endoneurosurgery Center
Position Emissions Tomography Center
Safar Center for Resuscitation Research
Simmons Center for Interstitial Lung Diseases
Center for Sleep Medicine
Sinus and Allergy Center
STAR Center (Services for Teens at Risk)
Stroke Institute
Thomas E. Starzl Transplantation Institute
University of Pittsburgh Headache Center
Voice Center
Weight Management Center
Paul Wellstone Muscular Dystrophy Cooperative Research Center
Western Psychiatric Institute and Clinic
Late-Life Mood Disorder Evaluation & Treatment Center

School of Medicine/VA Pittsburgh Health Care System

Geriatric Research Education and Clinical Center
Center for Health Equity and Research Promotion

University of Pittsburgh/Carnegie Mellon University

Brain Imaging Research Center
Center for the Neural Basis of Cognition
Real-time Outbreak and Disease Surveillance Laboratory
Pittsburgh Center for Social History
Pittsburgh Mind/Body Center
Pittsburgh NMR Center for Biomedical Research

University of Pittsburgh/Carnegie Mellon University/ Duquesne University/UPMC Health System/Windber Research Institute

Pittsburgh Tissue Engineering Initiative

University of Pittsburgh/Carnegie Mellon University/Sandia National Laboratories

Pittsburgh Molecular Libraries Screening Center

University of Pittsburgh/Carnegie Mellon University/Westinghouse Electric Corporation

Pittsburgh Supercomputing Center

University-wide

Institute of Politics

¹ Centers and institutes in the category "University Centers and Institutes" are distinguished by organizational permanence, programmatic autonomy, and an annual operating budget fiscally independent of any other academic, research, and/or service unit.

² Centers and institutes listed are jointly administered by two or more schools of the Health Sciences, including: Graduate School of Public Health, School of Dental Medicine, School of Health and Rehabilitation Sciences, School of Nursing, School of Pharmacy, and School of Medicine.

Note: The centers, institutes, laboratories, and clinics listed are University of Pittsburgh or University affiliated organizations. They are either single or multidisciplinary in scope, and are generally involved in some combination of education, research or service activities. Each center, institute, laboratory, and clinic is listed under the name of the unit with which it is associated.



Library Collections and Services

Library Collections and Services

The University of Pittsburgh libraries and collections provide an abundant amount of information and services to the University's students, faculty, staff, administrators, and researchers of the University. In fiscal year 2007, the University's 28 libraries and collections have surpassed 5.1 million volumes. In addition, they contain more than 5 million pieces of microforms, and over 48,000 current serials.

Under the administration of the Hillman University Librarian and Director, the University Library System (ULS) includes the following libraries and collections: Hillman (main), African American, Allegheny Observatory, Archives Service Center, Buhl (social work), Center for American Music, Chemistry, Darlington Memorial (American history), East Asian, Engineering (Bevier Library), Frick Fine Arts, Government Documents, Information Sciences, Katz Graduate School of Business, Langley (biological sciences, behavioral neuroscience), Mathematics, Music, Public and International Affairs/Economics, and Special Collections. Libraries are also located at each of the University's four regional campuses. The ULS maintains a high-density storage area at the Library Facility in the Point Breeze section of Pittsburgh.

The Hillman Library is the largest facility with seating for 1,530 users. It offers an open stack arrangement and an extensive range of library services. Hillman Library houses collections in the humanities and social sciences, and includes area studies, psychology, computer science, maps, and government documents.

In addition to the University Library System, the University offers the Barco Law Library and the Health Sciences Library System.

The Health Sciences Library System (HSLs) at the University of Pittsburgh comprises several libraries that support the educational, research, patient care, and service activities of the schools of the health sciences (Medicine, Dental Medicine, Pharmacy, Health and Rehabilitation Sciences, Nursing, Public Health) as well as the hospitals of the University of Pittsburgh Medical Center. The HSLs includes Falk Library of the Health Sciences, The Western Psychiatric Institute and Clinic Library, the Libraries at UPMC Shadyside, and the Children's Hospital of Pittsburgh Libraries. The Computer and Media Center in Falk Library is the primary health sciences facility and service point for audiovisual and microcomputer resources. HSLs Online (www.hsls.pitt.edu) is the gateway to extensive electronic resources for clinical and research needs.

PITTCat, the University of Pittsburgh's online library catalog, provides access to materials held in all University libraries, and currently contains information for more than five million titles. In addition, the ULS provides access to a comprehensive journal and magazine article discovery tool, Zoom!, as well as other online resources such as: Web of Science, Science Direct, and Scopus in the physical sciences, PsycINFO, ERIC and Congressional Quarterly for the social sciences, Historical Abstracts, Philosopher's Index and RILM Abstracts of Music Literature in the arts and humanities, and additional collections of article and newspaper databases from EBSCO, and Lexis-Nexis.

These and hundreds of other online resources are available via the Pitt Digital Library at www.library.pitt.edu.

The University of Pittsburgh is a member of the Association of Research Libraries. Through membership in several Pennsylvania consortia of libraries (PALCI, PALINET, and the Oakland Library Consortium), cooperative borrowing arrangements have been developed with other Pennsylvania institutions.

University Library System

Hillman Library	<i>Schenley Drive at Forbes Avenue</i>
Allegheny Observatory	<i>Allegheny Observatory, 159 Riverview Avenue</i>
Archives Service Center	<i>7500 Thomas Boulevard</i>
Bevier Engineering Library	<i>126 Benedum Hall</i>
Center for American Music	<i>4301 Forbes Avenue (Stephen Foster Memorial)</i>
Chemistry Library	<i>200 Eberly Hall</i>
Darlington Memorial Library (American History)	<i>601 Cathedral of Learning</i>
Frick Fine Arts Library	<i>Frick Fine Arts Building</i>
Graduate School of Public and International Affairs/ Economics Library	<i>1G12 Wesley W. Posvar Hall</i>
Information Sciences Library	<i>302 Information Sciences</i>
Katz Graduate School of Business Library	<i>130 Mervis</i>
Langley Library (biological sciences and neuroscience)	<i>A-217 Langley Hall</i>
Library Resource Facility	<i>7500 Thomas Boulevard</i>
Mathematics Library	<i>430 Thackeray Hall</i>
Music Library	<i>B-30 Music Building</i>
Regional Campuses:	
Hanley Library	<i>Bradford Campus</i>
Haskell Memorial Library	<i>Titusville Campus</i>
Millstein Library	<i>Greensburg Campus</i>
Owen Library	<i>Johnstown Campus</i>
Barco Law Library	<i>400 Barco Law Building</i>

Health Sciences Library System

Children's Hospital Library	<i>7th Floor, DeSoto Wing</i>
Falk Library	<i>Second Floor, Sciafe Hall</i>
UPMC Shadyside Libraries	<i>5230 Centre Avenue</i>
Western Psychiatric Institute and Clinic (WPIC) Library	<i>220 Thomas Detre Hall of the WPIC</i>

Source: University Library System, March 2008.

Library Collection Information
University Library System, Health Sciences Library System,
Law Library and University Total
Fiscal Years 2006 and 2007

	Library Collections Information	
	2006	2007
University Library System		
Monograph Volumes	4,211,323	4,555,752
Current Serials Received	47,613	39,997
Microform Units	6,175,001	3,994,866
Cartographic Materials	123,423	123,982
Graphic Materials	734,521	760,565
Audio Materials	100,289	109,289
Film and Video Materials	64,265	76,641
Manuscript and Archives (linear feet)	30,134	31,064
Health Sciences Library System		
Monograph Volumes	478,398	336,249
Current Serials Received		4,537
Microform Units	68,530	68,530
Cartographic Materials	1	33
Graphic Materials	1	4
Audio Materials	1,971	2,609
Film and Video Materials	3,848	5,007
Law Library		
Monograph Volumes	219,192	224,304
Current Serials Received	2,619	4,103
Microform Units	1,300,315	1,336,272
Cartographic Materials	0	0
Graphic Materials	1,753	1,753
Audio Materials	719	408
Film and Video Materials	319	357
<hr/>		
University Total		
Monograph Volumes	4,908,913	5,116,305
Current Serials Received	50,232	48,637
Microform Units	7,543,846	5,399,668
Cartographic Materials	123,424	124,015
Graphic Materials	736,275	762,322
Audio Materials	102,979	112,306
Film and Video Materials	68,432	82,005
Electronic Materials shared jointly by all libraries		
Number of electronic full-text journals	37,406	39,471
Number of electronic books	224,216	237,567
<hr/>		
	Number of Transactions or Instruction Sessions	
	2006	2007
University Library System		
Circulation Transactions	434,104	495,104
Reference Transactions	130,748	108,971
Library Instruction Sessions	842	779
Health Sciences Library System		
Circulation Transactions	38,525	35,077
Reference Transactions	51,475	58,553
Library Instruction Sessions	1,052	744
Law Library		
Circulation Transactions	4,964	4,492
Reference Transactions	3,133	2,984
Library Instruction Sessions	94	89
<hr/>		
University Total		
Circulation Transactions	477,593	534,673
Reference Transactions	185,356	170,508
Library Instruction Sessions	1,988	1,612
All Libraries -- Digital Services		
# of electronic reference transactions	7,665	9,540
# of Searches in Networked Elec Resources	7,262,475	6,863,768

Source: University Library System, March 2008.

The background features a white page with a large, light olive-green rectangle in the center. This rectangle is framed by blue shapes: a horizontal bar at the top left, a vertical bar on the right side, and a vertical bar at the bottom right. The text is centered within the olive-green area.

Computing Services and Systems Development

Computing Services and Systems Development

Information technology has become an integral part of the academic and research mission of the University of Pittsburgh. Worldwide computing, networked information, online collaboration, and technology-delivered instruction are daily experiences at the University's five campuses. Computing Services and Systems Development (CSSD) provides the infrastructure, resources, and support for these services that are utilized by nearly every student, faculty, and staff member.

CSSD maintains the Information Technology Web site at **technology.pitt.edu** to provide the University community with a one-stop source for technology resources, as well as technology news and computer security services.

University Computer Accounts and Electronic Mail

Each student, faculty, or staff member receives a University Computer Account at the time of admission or employment. It provides access to the computing and technology services described below. The account features a unique username that is used in conjunction with a secure password.

University e-mail addresses consist of a username followed by "@pitt.edu" (for example, abc123@pitt.edu). Students, faculty, and staff can read University e-mail online from any location using the Webmail feature available at **my.pitt.edu**. All official University correspondence is sent to a user's University e-mail address. E-mail forwarding options are available at **accounts.pitt.edu** for those who prefer to read their e-mail at another address.

Network and Telecommunications Environment

CSSD provides the network infrastructure and telecommunications backbone for the University community. The University's data network, PittNet, operates over a 10 gigabit backbone that joins hundreds of local Ethernets into a large, geographically distributed network and connects thousands of computers at all five University campuses to the Internet. High-speed, reliable 100mbps Ethernet connections are the standard for University offices. The undergraduate residence halls are fully wired, with one Ethernet port per student. An extensive

consulting and support program is available in the residence halls to support student computing. When off-campus, students, faculty, and staff have access to PittNet through a modem pool of nearly 800 modems. In addition, a Secure VPN service provides students, faculty, and staff with a convenient way to access restricted online library journals, databases, and other University resources at any time and from any location.

Wireless PittNet, the University's campus-wide wireless network, is built upon the strength of the University's wired network, PittNet. The service is easy to use, secure, reliable, and available at locations across the Pittsburgh campus. Instructions, coverage locations, and more information are available at **wireless.pitt.edu**.

The University's Web portal, **my.pitt.edu**, provides students, faculty, and staff with a single point of Web access to the information and applications that they use most at the University. The portal makes it possible to check e-mail, view grades and class schedules, pay tuition bills online, and read local news and weather from one convenient location. The portal interface can also be customized according to a user's preferences. University units and schools can easily disseminate information to their students, faculty, and staff through the various portal communities.

Extensive telecommunications support is provided to more than 26,000 telephones. Voice mail, cellular phones, calling cards, and audio conferencing are available as well. University units can utilize the Telephone Conferencing Service to hold secure, on-demand conference calls at any time, day or night.

Resource Environment

The University's new Emergency Notification Service will be used to communicate through voice and text messages as deemed appropriate in the event of an emergency. Students, faculty, and staff must subscribe to participate in this service by visiting **my.pitt.edu**.

The Technology Help Desk at 412 624-HELP [4357] is available 24 hours a day, seven days per week. Questions and problem reports can also be submitted online at **technology.pitt.edu**. The Technology Help Desk provides troubleshooting and problem

Computing Services and Systems Development (continued)

resolution, and answers “how to” questions on a variety of information technology issues. Instructional documentation is also available at technology.pitt.edu.

Students have access to computing resources and services via seven computing labs at the Pittsburgh campus. The labs offer more than 600 computers running Windows, Macintosh, Linux, and UNIX. Computers are equipped with more than 100 of the latest software applications and tools as well as CD writing capability and USB ports. Each lab features several media stations that offer CD duplication, scanning, and image processing capabilities. Printing services include high-speed print capability in all facilities and color laser print capability in the Lawrence Hall computing lab. Lab locations, hours, and equipment lists are available at technology.pitt.edu. In addition, more than 100 e-mail kiosks are distributed throughout the Pittsburgh campus, providing convenient locations for students to check their e-mail or to browse the Web between classes.

CSSD’s spam and virus e-mail filtering service stops dangerous viruses and unwanted e-mail from reaching the @pitt.edu e-mail addresses of students, faculty, and staff. Students, faculty, and staff can also use the Pitt Software Update Service at updates.pitt.edu to protect their Windows computers from viruses and security vulnerabilities. The Pitt Software Update Service downloads and installs the latest Microsoft security updates and service packs locally from the University’s network. CSSD also provides anti-spyware software, available at no cost at software.pitt.edu, to help protect Windows computers against harmful spyware programs.

CSSD has implemented a Central Directory that is the authoritative, centralized database of all individuals affiliated with the University. It includes information about students, faculty, and staff as well as various other classifications of individuals associated with the University. A unique feature of the Central Directory is the Find People online directory service, which allows users to conduct a search for individuals at Pitt using their last names or University Computer Account usernames.

Support Environment

The University’s Network Operations Center (NOC) monitors and manages critical University business and academic systems around the clock to ensure availability and to prevent service interruptions. Computing Services and Systems Development offers a consulting and evaluation service to University departments on a contractual basis. Through the contract program, systems analysts and technical professionals can be hired, from one to five days per week, to provide dedicated, high-level, on-site consulting.


CSSD has also established the Expert Partners program to provide departmental technical staff with access to CSSD resources, as well as liaison and training services. This program is designed to assist the departmental staff analyst in delivering high-quality support within his or her own department, coordinated with the overall direction of services provided by CSSD.

CSSD’s Academic Computing program offers desktop support for faculty members as well as assistance with the Faculty Computing Program – a program that provides the latest computer software for faculty participants.

Students are provided with an extensive array of software applications and utilities at no cost. The Microsoft Campus Software for Students program provides Microsoft applications and operating systems to Pitt students free of charge. Students can receive software upgrades while enrolled at the University and may retain the software when they graduate. CSSD also offers mathematics, statistics, utility, and Internet software products without charge or at greatly reduced prices.

In addition, CSSD provides the University community with an Electronic Software Distribution service (software.pitt.edu) that permits students, faculty, and staff to install software that is available free of charge according to the University’s enterprise and site license agreements.

Source: Computing Services and Systems Development, October 2007.



Institutional Advancement

Institutional Advancement

The mission of the Office of Institutional Advancement is to build relationships, inspire philanthropy, and steward those who invest in the University of Pittsburgh.

At the close of the fiscal year, the University's capital campaign, "Building Our Future Together," had raised \$1.1 billion in gifts and pledges. A major focus of the campaign has been to increase the number of University endowed funds, which provide perpetual support for the University. At the end of fiscal year 2007, the University had 1,885 endowed funds, a 112% increase in the number of funds at the beginning of the campaign. To date, more than 125,000 donors have contributed to the campaign. Of these donors, 214 have given \$1 million or more to the University.

In fiscal year 2007, the University acquired more than \$122 million in outright gifts from private sources, making this another record-breaking fundraising year for the University. Individuals gave more than \$46 million; corporations contributed more than \$10 million; foundations gave more than \$44 million; and other groups and sources contributed \$21 million.

Institutional Advancement's staff members promote and mobilize volunteer activities in support of fundraising. They coordinate alumni advocacy efforts, and perform other functions in support of the University's mission. One important fundraising program is the Annual Fund, which provides potential donors with opportunities to support the University at every dollar level. From small donations which help to fund day-to-day operations to large gifts which endow entire programs, the generous support of devoted Pitt alumni, friends, parents, faculty, and staff is critical to Pitt's mission. In fiscal year 2007, 42,738 donors made gifts to the University's Annual Fund.

Institutional Advancement's Planned Giving Department assists the University's alumni and friends in arranging charitable gifts that are executed over an extended period of time or at some point in the future.

These contributions, which may provide powerful tax benefits and sources of income to donors, can be made through gifts of life insurance, life income gifts, or a number of other donor-friendly options.

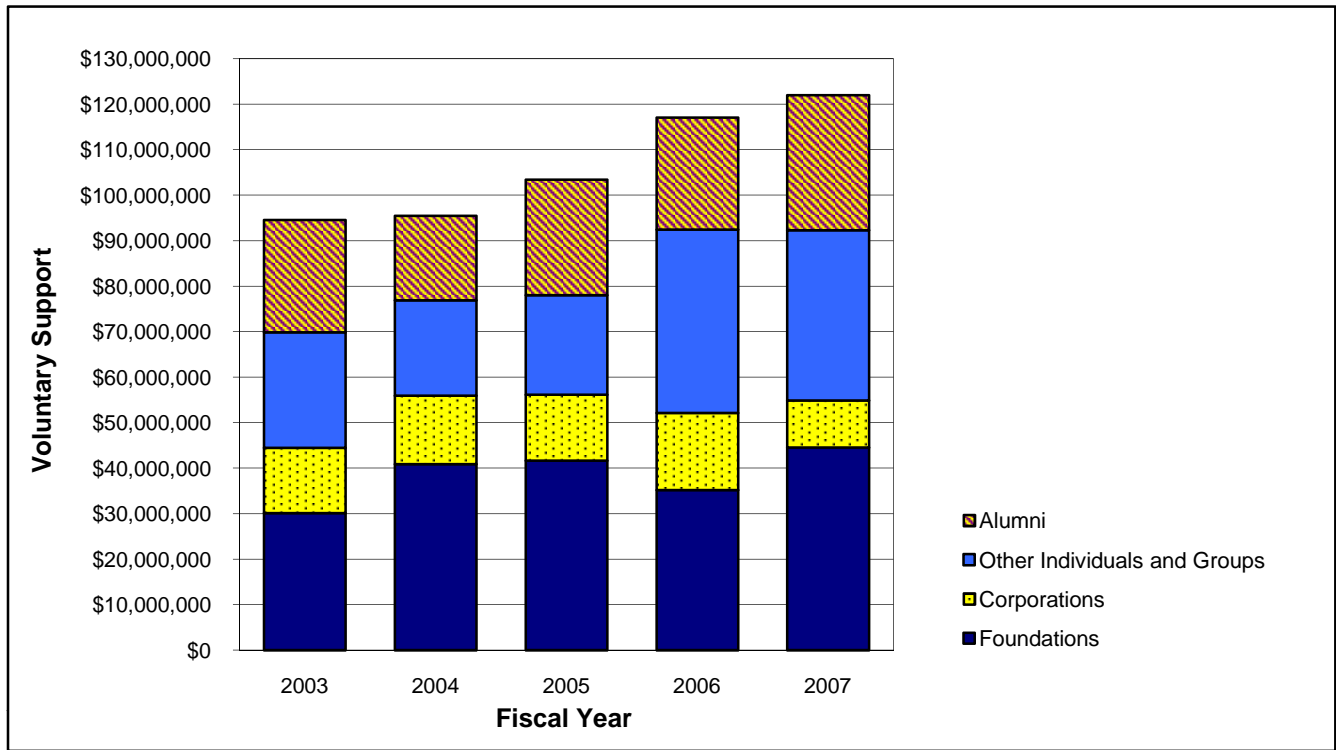
Corporate and Foundation Relations staff members act as liaisons between individuals at the University – faculty or various other departmental personnel – and representatives of local, national, and international corporations and foundations. The purpose of this effort is to connect University funding needs with the philanthropic interests of donor organizations. In addition, the University participates in a corporate matching gift program through which numerous corporations match eligible gifts made to the University by their employees.

The University's alumni number more than 251,000 and reside in all 50 states, the District of Columbia, four U.S. territories, and 160 foreign countries. The Office of Alumni Relations and the University of Pittsburgh Alumni Association together promote mutually productive relationships between the University and its alumni. Alumni Relations staff members foster the continued connection of alumni with Pitt after graduation, as alumni link the University's past with its future. Additionally, Alumni Relations staff members direct the Blue and Gold Society, an organization of outstanding student leaders who represent the University at alumni and community events. The Alumni Association charters a growing number of Pitt alumni clubs, works to influence government offices to fund and nurture higher education, and assists the University in its efforts to attract and support high-caliber students.

Institutional Advancement also administers activities held in the Heinz Memorial Chapel, a Gothic building famous for its magnificent stained glass windows. The Chapel is a focal point of campus life for students, faculty, staff, and alumni. It provides a place for worship services, concerts, lectures, memorial services, weddings, and individual reflection and meditation.

Source: Institutional Advancement, September 2007.

Voluntary Support by Source of Giving Fiscal Year 2003 to 2007

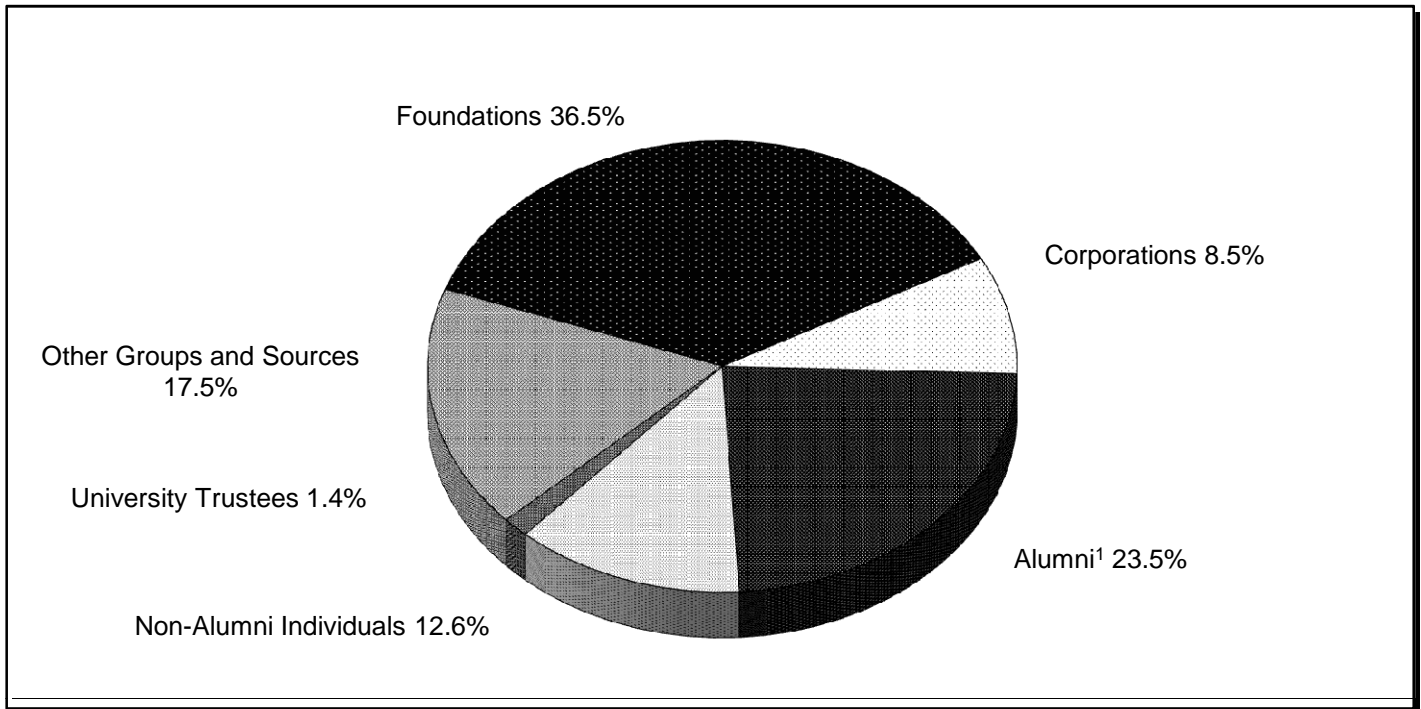


Fiscal Year	Alumni	Other Individuals and Groups	Corporations	Foundations	Voluntary Support All Sources
2003	\$24,666,065	\$25,424,807	\$14,348,502	\$30,115,078	\$94,554,452
2004	18,599,981	20,980,668	15,052,828	40,874,077	95,507,554
2005	25,348,815	21,921,287	14,485,993	41,655,431	103,411,526
2006	24,578,561	40,316,157	16,962,524	35,218,646	117,075,888
2007	29,712,985	37,426,989	10,314,258	44,555,985	122,010,217

Note: The Voluntary Support figures shown in this table are point-in-time, and as such, serve only as a reference point. Other presentations of these data may take into account changes in donor specifications and various other developments.

Source: Institutional Advancement, October 2007.

**Voluntary Support by Support Category
Fiscal Year 2007**



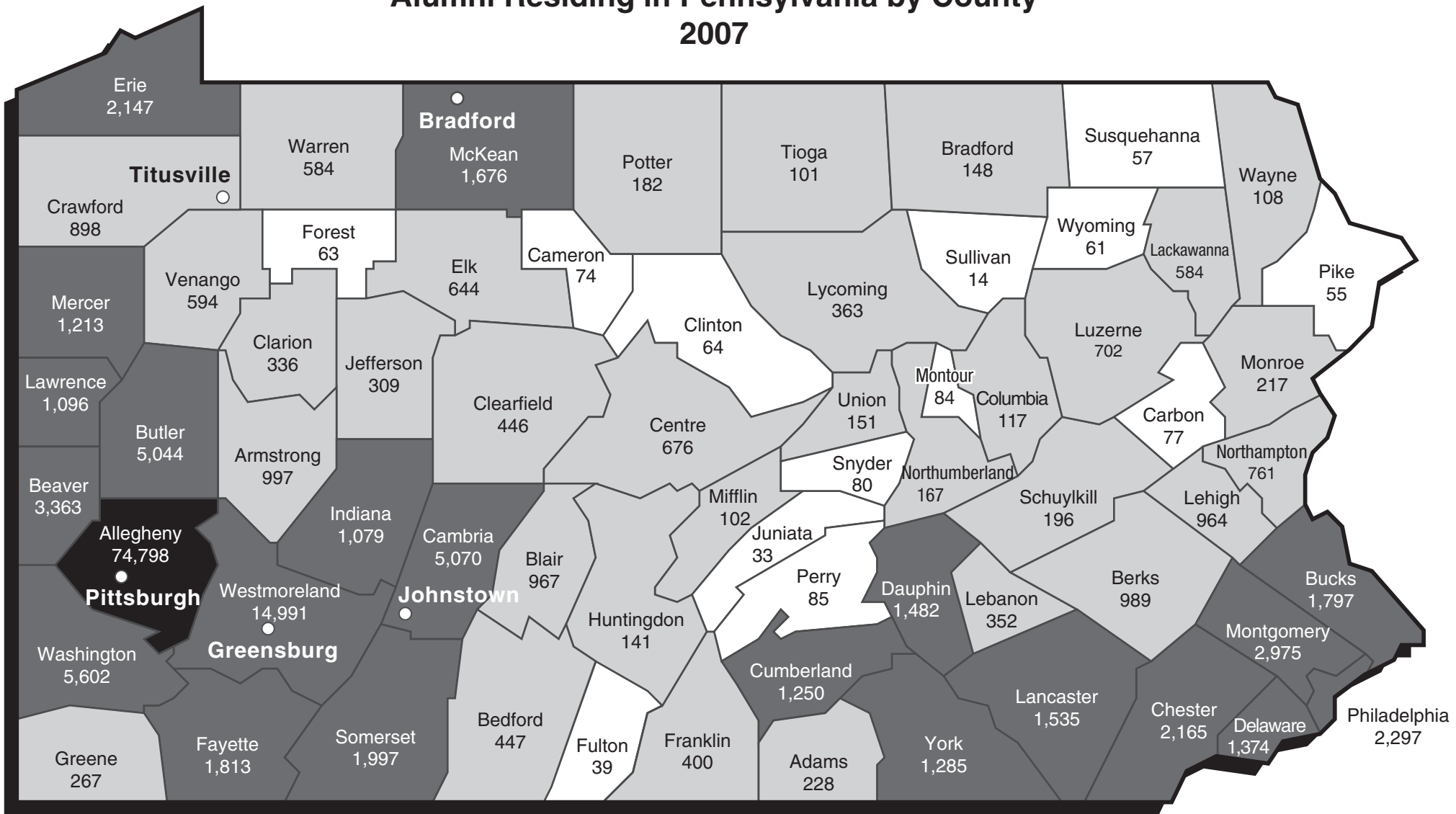
Support Category	Voluntary Support
Foundations	\$44,555,985
Corporations	10,314,258
Alumni ¹	28,725,938
Non-Alumni Individuals	15,342,912
University Trustees	1,756,700
Other Groups and Sources	21,314,424
Support Category Total	<u><u>\$122,010,217</u></u>

Note: The Voluntary Support figures shown in this table are point-in-time, and as such, serve only as a reference point. Other presentations of these data may take into account changes in donor specifications and various other developments.

¹University of Pittsburgh alumni who serve as members of the University Board of Trustees are included under the support category designated as "University Trustees."


Source: Institutional Advancement, October 2007.

Alumni Residing in Pennsylvania by County 2007

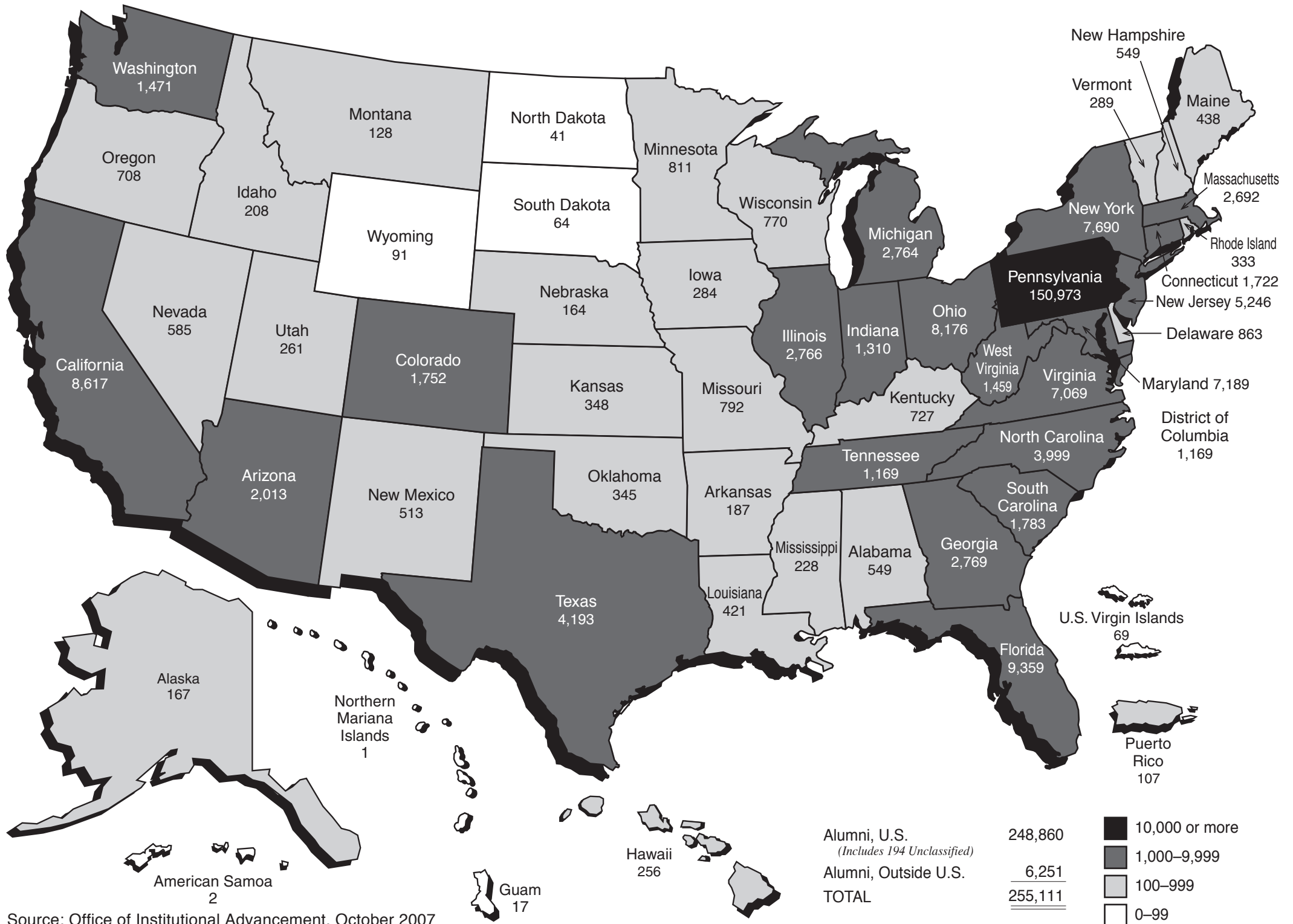


Source: Office of Institutional Advancement, October 2007


Alumni, Pennsylvania	150,973
Alumni, Other U.S.	97,887
Alumni, Outside U.S.	<u>6,251</u>
TOTAL	<u><u>255,111</u></u>



Alumni Residing in the United States by State or Territory 2007



Alumni, U.S.	248,860
<i>(Includes 194 Unclassified)</i>	
Alumni, Outside U.S.	<u>6,251</u>
TOTAL	<u><u>255,111</u></u>



Source: Office of Institutional Advancement, October 2007

APPENDIX

This appendix includes the following three Fact Book tables that were previously found in the Faculty and Staff Information section (**note that these tables should be used for informational purposes only**):

1. Full-Time and Part-Time Employees by School and Employee Type, Pittsburgh Campus, Regional Campuses, and University Total, Fall Term 2007
2. Full-Time Employees by Race and Sex, Pittsburgh Campus, Regional Campuses, and University Total, Fall Term 2007
3. Selected Characteristics of Full-Time Employees, Total University, Fall Term 2007

These three tables have been moved to this appendix as they have been replaced with revised tables.

The revised tables now include, in the Research Associate category, both Research Associate and Post Doctoral Associate employees. The revised tables are those currently included in the Faculty and Staff Information section of the Fact Book.

**Full-Time and Part-Time Employees by School and Employee Type
Pittsburgh Campus, Regional Campuses, and University Total
Fall Term 2007**

	<u>Faculty</u>			<u>Research Associate</u>			<u>Staff</u>			<u>Total</u>		
	Full-Time	Part-Time	Total	Full-Time	Part-Time	Total	Full-Time	Part-Time	Total	Full-Time	Part-Time	Total
Pittsburgh Campus School												
Arts and Sciences	702	310	1,012	16	1	17	379	29	408	1,097	340	1,437
General Studies	0	38	38	0	0	0	25	0	25	25	38	63
Honors College	0	1	1	2	0	2	6	0	6	8	1	9
Katz Graduate School of Business ¹	73	26	99	0	0	0	92	6	98	165	32	197
Education ²	114	18	132	10	1	11	107	17	124	231	36	267
Swanson School of Engineering	119	16	135	20	1	21	91	4	95	230	21	251
Law	52	0	52	0	0	0	41	2	43	93	2	95
Public and International Affairs	33	6	39	0	0	0	22	0	22	55	6	61
Social Work	29	52	81	1	0	1	78	0	78	108	52	160
Information Sciences	30	14	44	0	0	0	23	1	24	53	15	68
Dental Medicine	85	84	169	2	0	2	160	7	167	247	91	338
Nursing	73	11	84	4	0	4	77	22	99	154	33	187
Pharmacy	84	10	94	10	0	10	62	5	67	156	15	171
Public Health	155	12	167	20	3	23	431	41	472	606	56	662
Medicine	2,034	79	2,113	204	6	210	1,422	78	1,500	3,660	163	3,823
Health and Rehabilitation Sciences	87	10	97	0	0	0	35	2	37	122	12	134
Other Areas ³	112	16	128	48	6	54	3,097	133	3,230	3,257	155	3,412
Pittsburgh Campus Total	<u>3,782</u>	<u>703</u>	<u>4,485</u>	<u>337</u>	<u>18</u>	<u>355</u>	<u>6,148</u>	<u>347</u>	<u>6,495</u>	<u>10,267</u>	<u>1,068</u>	<u>11,335</u>
Regional Campuses												
Johnstown	147	18	165	0	0	0	211	7	218	358	25	383
Greensburg	76	8	84	0	0	0	92	4	96	168	12	180
Titusville	26	45	71	0	0	0	49	3	52	75	48	123
Bradford	72	7	79	0	0	0	116	8	124	188	15	203
Regional Campuses	<u>321</u>	<u>78</u>	<u>399</u>	<u>0</u>	<u>0</u>	<u>0</u>	<u>468</u>	<u>22</u>	<u>490</u>	<u>789</u>	<u>100</u>	<u>889</u>
UNIVERSITY TOTAL	<u>4,103</u>	<u>781</u>	<u>4,884</u>	<u>337</u>	<u>18</u>	<u>355</u>	<u>6,616</u>	<u>369</u>	<u>6,985</u>	<u>11,056</u>	<u>1,168</u>	<u>12,224</u>

Note: Figures include regular full-time and regular part-time employees. Individuals employed on a temporary full-time or temporary part-time basis are not included.

¹Includes the College of Business Administration.

²Figures do not include employees in the responsibility center entitled Education-University Service Programs.

³Includes the following responsibility centers: Office of the Chancellor, Secretary of the Board of Trustees, Student Affairs, Office of the Provost, Office of the Senior Vice Chancellor for Health Sciences, University Center for International Studies, General Counsel, Pittsburgh Cancer Institute, Vice Chancellor for Institutional Advancement, Education-University Service Programs, University Library System, Computing Services and Systems Development, Facilities Management, Learning Research and Development Center, Athletics, University Center for Social and Urban Research, School of Medicine Division Administration, Executive Vice Chancellor, Vice Chancellor for Budget and Controller, Human Resources, and Business Operations.

Note that this table should be used for information purposes only. Revised data, found in the table currently located in the Faculty and Staff Information section, supercede these data.

Full-Time Employees by Race and Sex Pittsburgh Campus, Regional Campuses, and University Total Fall Term 2007

CAMPUS		Black Non-Hispanic	American Indian/ Alaskan Native	Asian/Pacific Islander	Hispanic	White Non-Hispanic	Unknown/ Not Reported	Total	
Pittsburgh	Faculty	Male	48	1	442	50	1,837	6	2,384
		Female	47	3	192	30	1,123	3	1,398
		Total	95	4	634	80	2,960	9	3,782
	Research Associate	Male	2	1	92	3	54	2	154
		Female	5	0	72	6	100	0	183
		Total	7	1	164	9	154	2	337
	Staff	Male	280	2	87	21	1,910	3	2,303
		Female	395	6	190	25	3,218	11	3,845
		Total	675	8	277	46	5,128	14	6,148
	Pittsburgh Total		Male	330	4	621	74	3,801	11
		Female	447	9	454	61	4,441	14	5,426
		Total	777	13	1,075	135	8,242	25	10,267
<hr/>									
Regional Campuses									
Johnstown	Faculty	Male	1	0	3	1	84	1	90
		Female	1	0	3	0	53	0	57
		Total	2	0	6	1	137	1	147
	Staff	Male	3	0	1	0	93	0	97
		Female	2	0	1	1	110	0	114
		Total	5	0	2	1	203	0	211
Johnstown Total		Male	4	0	4	1	177	1	187
		Female	3	0	4	1	163	0	171
		Total	7	0	8	2	340	1	358
<hr/>									
Greensburg	Faculty	Male	1	0	0	1	35	0	37
		Female	1	0	3	2	33	0	39
		Total	2	0	3	3	68	0	76
	Staff	Male	3	0	0	0	36	0	39
		Female	4	0	1	0	48	0	53
		Total	7	0	1	0	84	0	92
Greensburg Total		Male	4	0	0	1	71	0	76
		Female	5	0	4	2	81	0	92
		Total	9	0	4	3	152	0	168
<hr/>									
Titusville	Faculty	Male	0	0	2	0	8	1	11
		Female	0	0	1	0	14	0	15
		Total	0	0	3	0	22	1	26
	Staff	Male	0	0	0	0	20	0	20
		Female	0	0	0	0	29	0	29
		Total	0	0	0	0	49	0	49
Titusville Total		Male	0	0	2	0	28	1	31
		Female	0	0	1	0	43	0	44
		Total	0	0	3	0	71	1	75

Note that this table should be used for informational purposes only. Revised data, found in the table currently located in the Faculty and Staff Information section, supercede these data.

Full-Time Employees by Race and Sex Pittsburgh Campus, Regional Campuses, and University Total Fall Term 2007

CAMPUS (continued)		Black Non-Hispanic	American Indian/ Alaskan Native	Asian/Pacific Islander	Hispanic	White Non-Hispanic	Unknown/ Not Reported	Total
Bradford Faculty	Male	2	0	3	1	37	0	43
	Female	<u>1</u>	<u>0</u>	<u>1</u>	<u>1</u>	<u>26</u>	<u>0</u>	<u>29</u>
	Total	3	0	4	2	63	0	72
Staff	Male	0	0	0	0	42	0	42
	Female	<u>0</u>	<u>0</u>	<u>1</u>	<u>0</u>	<u>73</u>	<u>0</u>	<u>74</u>
	Total	0	0	1	0	115	0	116
Bradford	Male	2	0	3	1	79	0	85
	Female	<u>1</u>	<u>0</u>	<u>2</u>	<u>1</u>	<u>99</u>	<u>0</u>	<u>103</u>
	Total	3	0	5	2	178	0	188
<hr/>								
Regional Campuses Faculty	Male	4	0	8	3	164	2	181
	Female	<u>3</u>	<u>0</u>	<u>8</u>	<u>3</u>	<u>126</u>	<u>0</u>	<u>140</u>
	Total	7	0	16	6	290	2	321
Staff	Male	6	0	1	0	191	0	198
	Female	<u>6</u>	<u>0</u>	<u>3</u>	<u>1</u>	<u>260</u>	<u>0</u>	<u>270</u>
	Total	12	0	4	1	451	0	468
Regional Campuses	Male	10	0	9	3	355	2	379
	Female	<u>9</u>	<u>0</u>	<u>11</u>	<u>4</u>	<u>386</u>	<u>0</u>	<u>410</u>
	Total	19	0	20	7	741	2	789
<hr/>								
UNIVERSITY Faculty	Male	52	1	450	53	2,001	8	2,565
	Female	<u>50</u>	<u>3</u>	<u>200</u>	<u>33</u>	<u>1,249</u>	<u>3</u>	<u>1,538</u>
	Total	102	4	650	86	3,250	11	4,103
Research Associate	Male	2	1	92	3	54	2	154
	Female	<u>5</u>	<u>0</u>	<u>72</u>	<u>6</u>	<u>100</u>	<u>0</u>	<u>183</u>
	Total	7	1	164	9	154	2	337
Staff	Male	286	2	88	21	2,101	3	2,501
	Female	<u>401</u>	<u>6</u>	<u>193</u>	<u>26</u>	<u>3,478</u>	<u>11</u>	<u>4,115</u>
	Total	687	8	281	47	5,579	14	6,616
UNIVERSITY	Male	340	4	630	77	4,156	13	5,220
	Female	<u>456</u>	<u>9</u>	<u>465</u>	<u>65</u>	<u>4,827</u>	<u>14</u>	<u>5,836</u>
	Total	<u>796</u>	<u>13</u>	<u>1,095</u>	<u>142</u>	<u>8,983</u>	<u>27</u>	<u>11,056</u>

Note: Figures include regular full-time employees. Individuals employed on a temporary full-time basis are not included.

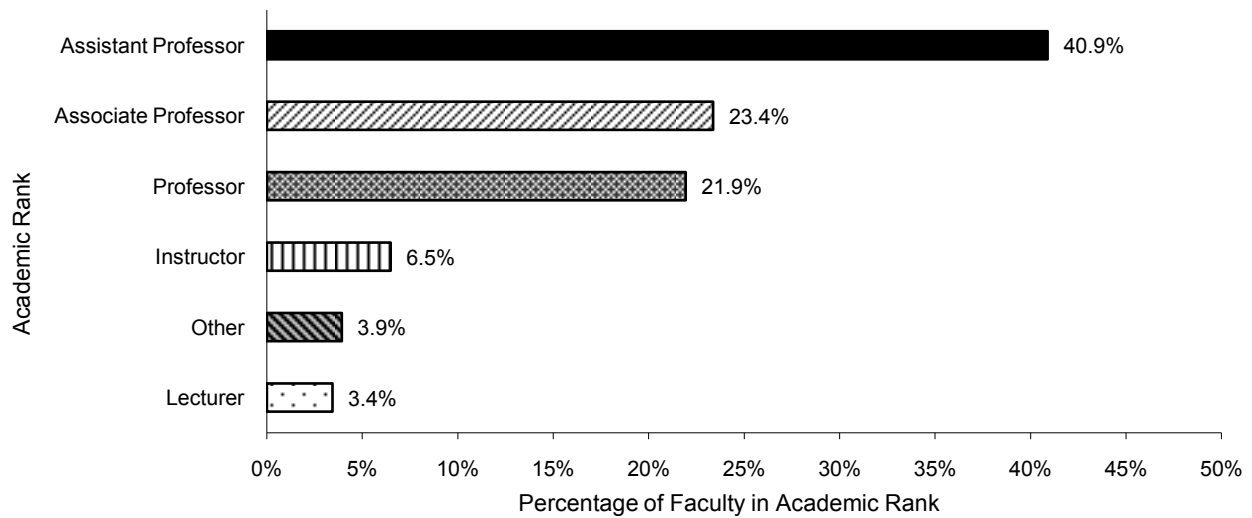
Selected Characteristics of Full-Time Employees Total University Fall Term 2007

Number of Full-Time Employees by Employee Type

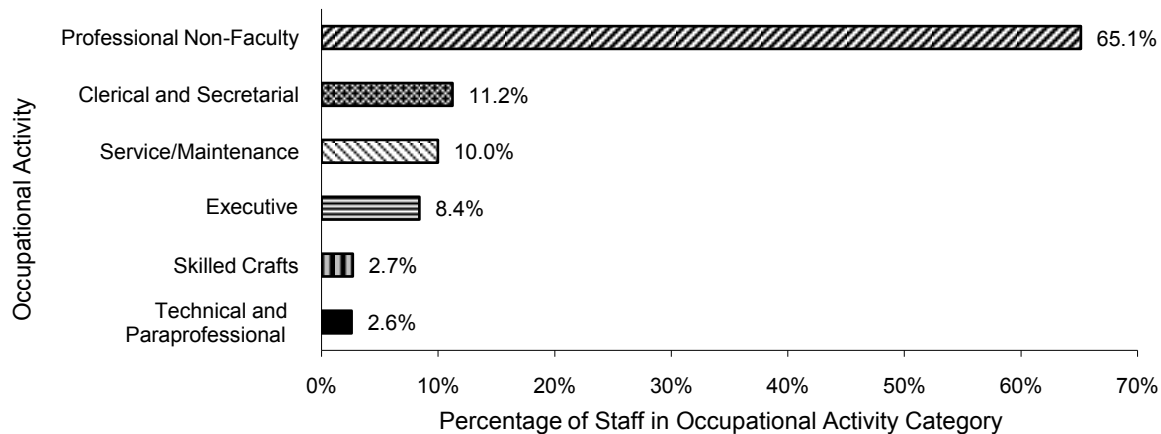
Faculty	4,103	37.1%
Research Associate	337	3.1%
Staff	<u>6,616</u>	59.8%
Total	<u>11,056</u>	100.0%

Note that the data above should be used for informational purposes only. Revised data, found in the table currently located in the Faculty and Staff Information section, supercede these data.

Faculty by Academic Rank



Staff by Occupational Activity Category



Notes: The charts shown on this page provide faculty and staff details, ranks and occupational activity categories, respectively. Figures include regular full-time employees. Individuals employed on a temporary basis are not included.